

PS3.6

DICOM PS3.6 ~~2020e~~2021a - Data Dictionary

PS3.6: DICOM PS3.6 ~~2020e~~2021a - Data Dictionary

Copyright © ~~2020~~2021 NEMA

A DICOM® publication

Table of Contents

| | |
|---|-----|
| Notice and Disclaimer | 9 |
| Foreword | 11 |
| 1. Scope and Field of Application | 13 |
| 2. Normative References | 15 |
| 3. Definitions | 17 |
| 4. Symbols and Abbreviations | 19 |
| 5. Conventions | 21 |
| 6. Registry of DICOM Data Elements | 23 |
| 7. Registry of DICOM File Meta Elements | 165 |
| 8. Registry of DICOM Directory Structuring Elements | 167 |
| 9. Registry of DICOM Dynamic RTP Payload Elements | 169 |
| A. Registry of DICOM Unique Identifiers (UIDs) (Normative) | 171 |
| B. Well-Known Color Palettes (Normative) | 225 |
| B.1. Standard Color Palettes | 225 |
| B.1.1. Hot Iron Color Palette | 225 |
| B.1.1.1. Hot Iron Color Palette Description (Informative) | 225 |
| B.1.1.2. Hot Iron Color Palette Definition | 226 |
| B.1.2. PET Color Palette | 233 |
| B.1.2.1. PET Color Palette Description (Informative) | 233 |
| B.1.2.2. PET Color Palette Definition | 233 |
| B.1.3. Hot Metal Blue Color Palette | 239 |
| B.1.3.1. Hot Metal Blue Color Palette Description (Informative) | 239 |
| B.1.3.2. Hot Metal Blue Color Palette Definition | 240 |
| B.1.4. PET 20 Step Color Palette | 247 |
| B.1.4.1. PET 20 Step Color Palette Description (Informative) | 247 |
| B.1.4.2. PET 20 Step Color Palette Definition | 247 |
| B.1.5. Spring Color Palette | 254 |
| B.1.5.1. Spring Color Palette Description (Informative) | 254 |
| B.1.5.2. Spring Color Palette Definition | 254 |
| B.1.6. Summer Color Palette | 255 |
| B.1.6.1. Summer Color Palette Description (Informative) | 255 |
| B.1.6.2. Summer Color Palette Definition | 255 |
| B.1.7. Fall Color Palette | 256 |
| B.1.7.1. Fall Color Palette Description (Informative) | 256 |
| B.1.7.2. Fall Color Palette Definition | 256 |
| B.1.8. Winter Color Palette | 257 |
| B.1.8.1. Winter Color Palette Description (Informative) | 257 |
| B.1.8.2. Winter Color Palette Definition | 257 |
| B.2. Localized Standard Color Palette Description Values | 258 |
| B.2.1. French | 258 |
| B.2.2. German | 258 |

List of Figures

| | |
|---|-----|
| B.1.1.1-1. Nuclear Medicine image with and without Hot Iron Palette applied. | 226 |
| B.1.2.1-1. PET image with PET Palette superimposed over grayscale CT image. | 233 |
| B.1.3.1-1. PET image with Hot Metal Blue Palette applied. | 240 |
| B.1.4.1-1. PET image with PET 20 Step Palette applied. | 247 |
| B.1.5.1-1. MR image with Spring LUT Palette applied. | 254 |
| B.1.6.1-1. MR image with Summer LUT Palette applied. | 255 |
| B.1.7.1-1. MR image with Fall LUT Palette applied. | 256 |
| B.1.8.1-1. MR image with Winter LUT Palette applied. | 257 |

List of Tables

| | |
|---|-----|
| 6-1. Registry of DICOM Data Elements | 23 |
| 7-1. Registry of DICOM File Meta Elements | 165 |
| 8-1. Registry of DICOM Directory Structuring Elements | 167 |
| 9-1. Registry of DICOM Dynamic RTP Payload Elements | 169 |
| A-1. UID Values | 171 |
| A-2. Well-known Frames of Reference | 188 |
| A-3. Context Group UID Values | 190 |
| A-4. Template UID Values | 223 |
| B.1-1. Standard Color Palettes | 225 |
| B.1.1.2-1. Hot Iron Color Palette Descriptor | 226 |
| B.1.1.2-2. Hot Iron Color Palette Data | 226 |
| B.1.2.2-1. PET Color Palette Descriptor | 233 |
| B.1.2.2-2. PET Color Palette Data | 233 |
| B.1.3.2-1. Hot Metal Blue Color Palette Descriptor | 240 |
| B.1.3.2-2. Hot Metal Blue Color Palette Data | 240 |
| B.1.4.2-1. PET 20 Step Color Palette Descriptor | 247 |
| B.1.4.2-2. PET 20 Step Color Palette Data | 247 |
| B.1.5.2-1. Spring Color Palette Descriptor | 254 |
| B.1.5.2-2. Spring Segmented Color Palette Data | 254 |
| B.1.6.2-1. Summer Color Palette Descriptor | 255 |
| B.1.6.2-2. Summer Segmented Color Palette Data | 255 |
| B.1.7.2-1. Fall Color Palette Descriptor | 256 |
| B.1.7.2-2. Fall Segmented Color Palette Data | 257 |
| B.1.8.2-1. Winter Color Palette Descriptor | 257 |
| B.1.8.2-2. Winter Segmented Color Palette Data | 258 |
| B.2.1-1. French Standard Color Palette Description Values | 258 |
| B.2.2-1. German Standard Color Palette Description Values | 258 |

Notice and Disclaimer

The information in this publication was considered technically sound by the consensus of persons engaged in the development and approval of the document at the time it was developed. Consensus does not necessarily mean that there is unanimous agreement among every person participating in the development of this document.

NEMA standards and guideline publications, of which the document contained herein is one, are developed through a voluntary consensus standards development process. This process brings together volunteers and/or seeks out the views of persons who have an interest in the topic covered by this publication. While NEMA administers the process and establishes rules to promote fairness in the development of consensus, it does not write the document and it does not independently test, evaluate, or verify the accuracy or completeness of any information or the soundness of any judgments contained in its standards and guideline publications.

NEMA disclaims liability for any personal injury, property, or other damages of any nature whatsoever, whether special, indirect, consequential, or compensatory, directly or indirectly resulting from the publication, use of, application, or reliance on this document. NEMA disclaims and makes no guaranty or warranty, expressed or implied, as to the accuracy or completeness of any information published herein, and disclaims and makes no warranty that the information in this document will fulfill any of your particular purposes or needs. NEMA does not undertake to guarantee the performance of any individual manufacturer or seller's products or services by virtue of this standard or guide.

In publishing and making this document available, NEMA is not undertaking to render professional or other services for or on behalf of any person or entity, nor is NEMA undertaking to perform any duty owed by any person or entity to someone else. Anyone using this document should rely on his or her own independent judgment or, as appropriate, seek the advice of a competent professional in determining the exercise of reasonable care in any given circumstances. Information and other standards on the topic covered by this publication may be available from other sources, which the user may wish to consult for additional views or information not covered by this publication.

NEMA has no power, nor does it undertake to police or enforce compliance with the contents of this document. NEMA does not certify, test, or inspect products, designs, or installations for safety or health purposes. Any certification or other statement of compliance with any health or safety-related information in this document shall not be attributable to NEMA and is solely the responsibility of the certifier or maker of the statement.

Foreword

This DICOM Standard was developed according to the procedures of the DICOM Standards Committee.

The DICOM Standard is structured as a multi-part document using the guidelines established in [ISO/IEC Directives, Part 2].

PS3.1 should be used as the base reference for the current parts of this Standard.

1 Scope and Field of Application

This Part of the DICOM Standard is PS 3.6 of a multi-part standard produced to facilitate the interchange of information between digital imaging computer systems in medical environments. This interchange will enhance diagnostic imaging and potentially other clinical applications. The multi-part DICOM Standard covers the protocols and data that shall be supplied to achieve this interchange of information.

This Part of the Standard contains the registry of all DICOM Data Elements and all DICOM Unique Identifiers that are defined within the DICOM Standard.

DICOM® is the registered trademark of the National Electrical Manufacturers Association for its standards publications relating to digital communications of medical information, all rights reserved.

HL7® and CDA® are the registered trademarks of Health Level Seven International, all rights reserved.

SNOMED®, SNOMED Clinical Terms®, SNOMED CT® are the registered trademarks of the International Health Terminology Standards Development Organisation (IHTSDO), all rights reserved.

LOINC® is the registered trademark of Regenstrief Institute, Inc, all rights reserved.

2 Normative References

The following standards contain provisions that, through references in this text, constitute provisions of this Standard. At the time of publication, the editions indicated were valid. All standards are subject to revision, and parties to agreements based on this Standard are encouraged to investigate the possibilities of applying the most recent editions of the standards indicated below.

[ACR-NEMA 300] ACR-NEMA. 1988. *Digital Imaging and Communications*.

[ASTM E2339-11] ASTM. 2011. *Standard Practice for Digital Imaging and Communication in Nondestructive Evaluation (DICONDE)*.

[IEC 61217] IEC. 2011. Ed 2. *Radiotherapy Equipment - Coordinates, Movements and Scales*.

[ISO 8649] ISO. 1988. *Information processing systems - Open Systems Interconnection - Service definition for the Association Control Service Element (ACSE)*.

[ISO 8822] ISO. 1988. *Information processing systems - Open Systems Interconnection - Connection oriented presentation service definition*.

[ISO/IEC Directives, Part 2] ISO/IEC. 2016/05. 7.0. *Rules for the structure and drafting of International Standards*. http://www.iec.ch/members_experts/refdocs/iec/isoiecdir-2%7Bed7.0%7Den.pdf.

[NEMA IIC 1 v02] NEMA. 2012. *Digital Imaging and Communications in Security (DICOS) Information Object Definitions (IODs)*.

3 Definitions

For the purposes of this Standard, the following definitions apply.

3.1 DICOM Introduction and Overview Definition

This Part of the Standard makes use of the following term defined in PS3.1:

| | |
|---------------------------------------|--|
| Attribute | Attribute. |
| Service-Object Pair Class (SOP Class) | Service-Object Pair Class (SOP Class). |

3.2 DICOM Information Object Definition

This Part of the Standard makes use of the following term defined in PS3.3:

| | |
|---------------|---------------|
| Attribute Tag | AttributeTag. |
|---------------|---------------|

3.3 DICOM Data Structures and Encoding Definitions

This Part of the Standard makes use of the following terms defined in PS3.5:

| | |
|---------------------------|---------------------------|
| Data Element | Data Element |
| Data Element Tag | Data Element Tag |
| Element Number | Element Number |
| Group Number | Group Number |
| Repeating Group | Repeating Group |
| Retired Data Element | Retired Data Element |
| Standard Data Element | Standard Data Element |
| Value Multiplicity (VM) | Value Multiplicity (VM) |
| Value Representation (VR) | Value Representation (VR) |

3.4 DICOM Data Dictionary

The following definition is commonly used in this Standard:

| | |
|-----|--|
| Tag | A unique identifier for an element of information composed of an ordered pair of numbers (a Group Number followed by an Element Number), which is used to identify Attributes and corresponding Data Elements. |
|-----|--|

3.5 DICOM Service Class Specifications Definitions

This Part of the Standard makes use of the following terms defined in PS3.4:

| | |
|---|---|
| Service-Object Pair Instance (SOP Instance) | Service-Object Pair Instance (SOP Instance) |
|---|---|

4 Symbols and Abbreviations

The following symbols and abbreviations are used in this Standard.

| | |
|----------------|---|
| ACR | American College of Radiology |
| DICOM | Digital Imaging and Communications in Medicine |
| DICONDE | Digital Imaging and Communication in Nondestructive Evaluation |
| DICOS | Digital Imaging and Communication for Security |
| IOD | Information Object Definition |
| ISO | International Standards Organization |
| JIRA | Japan Medical Imaging and Radiological Systems Industries Association |
| NEMA | National Electrical Manufacturers Association |
| OSI | Open Systems Interconnection |
| TCP/IP | Transmission Control Protocol/Internet Protocol |
| UID | Unique Identifier |
| VM | Value Multiplicity |
| VR | Value Representation |

5 Conventions

Word(s) are capitalized in this document to help the reader understand that these word(s) have been previously defined in Section 3 and are to be interpreted with that meaning.

A Data Element Tag is represented as (gggg,eeee), where gggg equates to the Group Number and eeee equates to the Element Number within that Group. Data Element Tags are represented in hexadecimal notation as specified for each named Data Element in this Standard.

Where an "x" is shown in a group or element number, e.g. (ggxx,eeee), "x" means any value from 0 through F inclusive. The resulting group number is still required to be even, as defined by PS3.5, since these are Standard Data Element Tags.

"RET" is used to indicate that the corresponding Data Element, SOP Class, or Transfer Syntax has been retired. Retired items are shown italicized. For retired items, the edition of the Standard in parentheses is the edition in which the item last appeared before it was retired. When the name of a retired Data Element has been reused, the retired element has the qualifier "(Retired)" added, or "(Trial)" in the cases in which the Data Element was used in a Draft For Trial Implementation but not standardized.

Note

The use of retired items is supported in this version of DICOM. However, new implementations are strongly encouraged to implement alternative Data Elements, SOP Classes or Transfer Syntaxes.

"Note n" is used to indicate that further information is provided at the end of the corresponding table. The "n" is the consecutive number of the note. This information is not inserted directly into the tables in order to preserve their simple structure, e.g., for automatic processing of the contents.

6 Registry of DICOM Data Elements

Note

For data elements that were present in ACR-NEMA 1.0 and 2.0 and that have been retired, the specifications of Value Representation and Value Multiplicity provided are recommendations for the purpose of interpreting their values in objects created in accordance with earlier editions of this Standard. These recommendations are suggested as most appropriate for a particular data element; however, there is no guarantee that historical objects will not violate some requirements or specified VR and/or VM.

Table 6-1. Registry of DICOM Data Elements

| Tag | Name | Keyword | VR | VM | |
|-------------|------------------------------------|--------------------------------|----|-----|---------------|
| (0008,0001) | <i>Length to End</i> | <i>LengthToEnd</i> | UL | 1 | RET |
| (0008,0005) | Specific Character Set | SpecificCharacterSet | CS | 1-n | |
| (0008,0006) | Language Code Sequence | LanguageCodeSequence | SQ | 1 | |
| (0008,0008) | Image Type | ImageType | CS | 2-n | |
| (0008,0010) | <i>Recognition Code</i> | <i>RecognitionCode</i> | SH | 1 | RET |
| (0008,0012) | Instance Creation Date | InstanceCreationDate | DA | 1 | |
| (0008,0013) | Instance Creation Time | InstanceCreationTime | TM | 1 | |
| (0008,0014) | Instance Creator UID | InstanceCreatorUID | UI | 1 | |
| (0008,0015) | Instance Coercion DateTime | InstanceCoercionDateTime | DT | 1 | |
| (0008,0016) | SOP Class UID | SOPClassUID | UI | 1 | |
| (0008,0018) | SOP Instance UID | SOPInstanceUID | UI | 1 | |
| (0008,001A) | Related General SOP Class UID | RelatedGeneralSOPClassUID | UI | 1-n | |
| (0008,001B) | Original Specialized SOP Class UID | OriginalSpecializedSOPClassUID | UI | 1 | |
| (0008,0020) | Study Date | StudyDate | DA | 1 | |
| (0008,0021) | Series Date | SeriesDate | DA | 1 | |
| (0008,0022) | Acquisition Date | AcquisitionDate | DA | 1 | |
| (0008,0023) | Content Date | ContentDate | DA | 1 | |
| (0008,0024) | <i>Overlay Date</i> | <i>OverlayDate</i> | DA | 1 | RET (2004) |
| (0008,0025) | <i>Curve Date</i> | <i>CurveDate</i> | DA | 1 | RET (2004) |
| (0008,002A) | Acquisition DateTime | AcquisitionDateTime | DT | 1 | |
| (0008,0030) | Study Time | StudyTime | TM | 1 | |
| (0008,0031) | Series Time | SeriesTime | TM | 1 | |
| (0008,0032) | Acquisition Time | AcquisitionTime | TM | 1 | |
| (0008,0033) | Content Time | ContentTime | TM | 1 | |
| (0008,0034) | <i>Overlay Time</i> | <i>OverlayTime</i> | TM | 1 | RET (2004) |
| (0008,0035) | <i>Curve Time</i> | <i>CurveTime</i> | TM | 1 | RET |
| (0008,0040) | <i>Data Set Type</i> | <i>DataSetType</i> | US | 1 | RET (2004) |
| (0008,0041) | <i>Data Set Subtype</i> | <i>DataSetSubtype</i> | LO | 1 | RET (2004) |

| Tag | Name | Keyword | VR | VM | |
|-------------|--|---|----|-----|------------|
| (0008,0042) | Nuclear Medicine Series Type | NuclearMedicineSeriesType | CS | 1 | RET (2004) |
| (0008,0050) | Accession Number | AccessionNumber | SH | 1 | |
| (0008,0051) | Issuer of Accession Number Sequence | IssuerOfAccessionNumberSequence | SQ | 1 | |
| (0008,0052) | Query/Retrieve Level | QueryRetrieveLevel | CS | 1 | |
| (0008,0053) | Query/Retrieve View | QueryRetrieveView | CS | 1 | |
| (0008,0054) | Retrieve AE Title | RetrieveAETitle | AE | 1-n | |
| (0008,0055) | Station AE Title | StationAETitle | AE | 1 | |
| (0008,0056) | Instance Availability | InstanceAvailability | CS | 1 | |
| (0008,0058) | Failed SOP Instance UID List | FailedSOPInstanceUIDList | UI | 1-n | |
| (0008,0060) | Modality | Modality | CS | 1 | |
| (0008,0061) | Modalities in Study | ModalitiesInStudy | CS | 1-n | |
| (0008,0062) | SOP Classes in Study | SOPClassesInStudy | UI | 1-n | |
| (0008,0063) | Anatomic Regions in Study Code Sequence | AnatomicRegionsInStudyCodeSequence | SQ | 1 | |
| (0008,0064) | Conversion Type | ConversionType | CS | 1 | |
| (0008,0068) | Presentation Intent Type | PresentationIntentType | CS | 1 | |
| (0008,0070) | Manufacturer | Manufacturer | LO | 1 | |
| (0008,0080) | Institution Name | InstitutionName | LO | 1 | |
| (0008,0081) | Institution Address | InstitutionAddress | ST | 1 | |
| (0008,0082) | Institution Code Sequence | InstitutionCodeSequence | SQ | 1 | |
| (0008,0090) | Referring Physician's Name | ReferringPhysicianName | PN | 1 | |
| (0008,0092) | Referring Physician's Address | ReferringPhysicianAddress | ST | 1 | |
| (0008,0094) | Referring Physician's Telephone Numbers | ReferringPhysicianTelephoneNumbers | SH | 1-n | |
| (0008,0096) | Referring Physician Identification Sequence | ReferringPhysicianIdentificationSequence | SQ | 1 | |
| (0008,009C) | Consulting Physician's Name | ConsultingPhysicianName | PN | 1-n | |
| (0008,009D) | Consulting Physician Identification Sequence | ConsultingPhysicianIdentificationSequence | SQ | 1 | |
| (0008,0100) | Code Value | CodeValue | SH | 1 | |
| (0008,0101) | Extended Code Value | ExtendedCodeValue | LO | 1 | DICOS |
| (0008,0102) | Coding Scheme Designator | CodingSchemeDesignator | SH | 1 | |
| (0008,0103) | Coding Scheme Version | CodingSchemeVersion | SH | 1 | |
| (0008,0104) | Code Meaning | CodeMeaning | LO | 1 | |
| (0008,0105) | Mapping Resource | MappingResource | CS | 1 | |
| (0008,0106) | Context Group Version | ContextGroupVersion | DT | 1 | |
| (0008,0107) | Context Group Local Version | ContextGroupLocalVersion | DT | 1 | |
| (0008,0108) | Extended Code Meaning | ExtendedCodeMeaning | LT | 1 | DICOS |
| (0008,0109) | Coding Scheme Resources Sequence | CodingSchemeResourcesSequence | SQ | 1 | |
| (0008,010A) | Coding Scheme URL Type | CodingSchemeURLType | CS | 1 | |
| (0008,010B) | Context Group Extension Flag | ContextGroupExtensionFlag | CS | 1 | |

| Tag | Name | Keyword | VR | VM | |
|-------------|---|---|----|-----|----------------|
| (0008,010C) | Coding Scheme UID | CodingSchemeUID | UI | 1 | |
| (0008,010D) | Context Group Extension Creator UID | ContextGroupExtensionCreatorUID | UI | 1 | |
| (0008,010E) | Coding Scheme URL | CodingSchemeURL | UR | 1 | |
| (0008,010F) | Context Identifier | ContextIdentifier | CS | 1 | |
| (0008,0110) | Coding Scheme Identification Sequence | CodingSchemeIdentificationSequence | SQ | 1 | |
| (0008,0112) | Coding Scheme Registry | CodingSchemeRegistry | LO | 1 | |
| (0008,0114) | Coding Scheme External ID | CodingSchemeExternalID | ST | 1 | |
| (0008,0115) | Coding Scheme Name | CodingSchemeName | ST | 1 | |
| (0008,0116) | Coding Scheme Responsible Organization | CodingSchemeResponsibleOrganization | ST | 1 | |
| (0008,0117) | Context UID | ContextUID | UI | 1 | |
| (0008,0118) | Mapping Resource UID | MappingResourceUID | UI | 1 | |
| (0008,0119) | Long Code Value | LongCodeValue | UC | 1 | |
| (0008,0120) | URN Code Value | URNCodeValue | UR | 1 | |
| (0008,0121) | Equivalent Code Sequence | EquivalentCodeSequence | SQ | 1 | |
| (0008,0122) | Mapping Resource Name | MappingResourceName | LO | 1 | |
| (0008,0123) | Context Group Identification Sequence | ContextGroupIdentificationSequence | SQ | 1 | |
| (0008,0124) | Mapping Resource Identification Sequence | MappingResourceIdentificationSequence | SQ | 1 | |
| (0008,0201) | Timezone Offset From UTC | TimezoneOffsetFromUTC | SH | 1 | |
| (0008,0202) | | | | | RET (2020c) |
| (0008,0220) | Responsible Group Code Sequence | ResponsibleGroupCodeSequence | SQ | 1 | |
| (0008,0221) | Equipment Modality | EquipmentModality | CS | 1 | |
| (0008,0222) | Manufacturer's Related Model Group | ManufacturerRelatedModelGroup | LO | 1 | |
| (0008,0300) | Private Data Element Characteristics Sequence | PrivateDataElementCharacteristicsSequence | SQ | 1 | |
| (0008,0301) | Private Group Reference | PrivateGroupReference | US | 1 | |
| (0008,0302) | Private Creator Reference | PrivateCreatorReference | LO | 1 | |
| (0008,0303) | Block Identifying Information Status | BlockIdentifyingInformationStatus | CS | 1 | |
| (0008,0304) | Nonidentifying Private Elements | NonidentifyingPrivateElements | US | 1-n | |
| (0008,0306) | Identifying Private Elements | IdentifyingPrivateElements | US | 1-n | |
| (0008,0305) | Deidentification Action Sequence | DeidentificationActionSequence | SQ | 1 | |
| (0008,0307) | Deidentification Action | DeidentificationAction | CS | 1 | |
| (0008,0308) | Private Data Element | PrivateDataElement | US | 1 | |
| (0008,0309) | Private Data Element Value Multiplicity | PrivateDataElementValueMultiplicity | UL | 1-3 | |
| (0008,030A) | Private Data Element Value Representation | PrivateDataElementValueRepresentation | CS | 1 | |
| (0008,030B) | Private Data Element Number of Items | PrivateDataElementNumberOfItems | UL | 1-2 | |

| Tag | Name | Keyword | VR | VM | |
|-------------|--|---|----|-----|------------|
| (0008,030C) | Private Data Element Name | PrivateDataElementName | UC | 1 | |
| (0008,030D) | Private Data Element Keyword | PrivateDataElementKeyword | UC | 1 | |
| (0008,030E) | Private Data Element Description | PrivateDataElementDescription | UT | 1 | |
| (0008,030F) | Private Data Element Encoding | PrivateDataElementEncoding | UT | 1 | |
| (0008,0310) | Private Data Element Definition Sequence | PrivateDataElementDefinition Sequence | SQ | 1 | |
| (0008,1000) | Network ID | NetworkID | AE | 1 | RET |
| (0008,1010) | Station Name | StationName | SH | 1 | |
| (0008,1030) | Study Description | StudyDescription | LO | 1 | |
| (0008,1032) | Procedure Code Sequence | ProcedureCodeSequence | SQ | 1 | |
| (0008,103E) | Series Description | SeriesDescription | LO | 1 | |
| (0008,103F) | Series Description Code Sequence | SeriesDescriptionCodeSequence | SQ | 1 | |
| (0008,1040) | Institutional Department Name | InstitutionalDepartmentName | LO | 1 | |
| (0008,1041) | Institutional Department Type Code Sequence | InstitutionalDepartmentTypeCode Sequence | SQ | 1 | |
| (0008,1048) | Physician(s) of Record | PhysiciansOfRecord | PN | 1-n | |
| (0008,1049) | Physician(s) of Record Identification Sequence | PhysiciansOfRecordIdentification Sequence | SQ | 1 | |
| (0008,1050) | Performing Physician's Name | PerformingPhysicianName | PN | 1-n | |
| (0008,1052) | Performing Physician Identification Sequence | PerformingPhysicianIdentification Sequence | SQ | 1 | |
| (0008,1060) | Name of Physician(s) Reading Study | NameOfPhysiciansReadingStudy | PN | 1-n | |
| (0008,1062) | Physician(s) Reading Study Identification Sequence | PhysiciansReadingStudy IdentificationSequence | SQ | 1 | |
| (0008,1070) | Operators' Name | OperatorsName | PN | 1-n | |
| (0008,1072) | Operator Identification Sequence | OperatorIdentificationSequence | SQ | 1 | |
| (0008,1080) | Admitting Diagnoses Description | AdmittingDiagnosesDescription | LO | 1-n | |
| (0008,1084) | Admitting Diagnoses Code Sequence | AdmittingDiagnosesCode Sequence | SQ | 1 | |
| (0008,1090) | Manufacturer's Model Name | ManufacturerModelName | LO | 1 | |
| (0008,1100) | Referenced Results Sequence | ReferencedResultsSequence | SQ | 1 | RET (2004) |
| (0008,1110) | Referenced Study Sequence | ReferencedStudySequence | SQ | 1 | |
| (0008,1111) | Referenced Performed Procedure Step Sequence | ReferencedPerformedProcedure StepSequence | SQ | 1 | |
| (0008,1115) | Referenced Series Sequence | ReferencedSeriesSequence | SQ | 1 | |
| (0008,1120) | Referenced Patient Sequence | ReferencedPatientSequence | SQ | 1 | |
| (0008,1125) | Referenced Visit Sequence | ReferencedVisitSequence | SQ | 1 | |
| (0008,1130) | Referenced Overlay Sequence | ReferencedOverlaySequence | SQ | 1 | RET (2004) |
| (0008,1134) | Referenced Stereometric Instance Sequence | ReferencedStereometricInstance Sequence | SQ | 1 | |
| (0008,113A) | Referenced Waveform Sequence | ReferencedWaveformSequence | SQ | 1 | |
| (0008,1140) | Referenced Image Sequence | ReferencedImageSequence | SQ | 1 | |

| Tag | Name | Keyword | VR | VM | |
|-------------|--|---|----|------|------------|
| (0008,1145) | Referenced Curve Sequence | ReferencedCurveSequence | SQ | 1 | RET (2004) |
| (0008,114A) | Referenced Instance Sequence | ReferencedInstanceSequence | SQ | 1 | |
| (0008,114B) | Referenced Real World Value Mapping Instance Sequence | ReferencedRealWorldValueMappingInstanceSequence | SQ | 1 | |
| (0008,1150) | Referenced SOP Class UID | ReferencedSOPClassUID | UI | 1 | |
| (0008,1155) | Referenced SOP Instance UID | ReferencedSOPInstanceUID | UI | 1 | |
| (0008,1156) | Definition Source Sequence | DefinitionSourceSequence | SQ | 1 | |
| (0008,115A) | SOP Classes Supported | SOPClassesSupported | UI | 1-n | |
| (0008,1160) | Referenced Frame Number | ReferencedFrameNumber | IS | 1-n | |
| (0008,1161) | Simple Frame List | SimpleFrameList | UL | 1-n | |
| (0008,1162) | Calculated Frame List | CalculatedFrameList | UL | 3-3n | |
| (0008,1163) | Time Range | TimeRange | FD | 2 | |
| (0008,1164) | Frame Extraction Sequence | FrameExtractionSequence | SQ | 1 | |
| (0008,1167) | Multi-frame Source SOP Instance UID | MultiFrameSourceSOPInstanceUID | UI | 1 | |
| (0008,1190) | Retrieve URL | RetrieveURL | UR | 1 | |
| (0008,1195) | Transaction UID | TransactionUID | UI | 1 | |
| (0008,1196) | Warning Reason | WarningReason | US | 1 | |
| (0008,1197) | Failure Reason | FailureReason | US | 1 | |
| (0008,1198) | Failed SOP Sequence | FailedSOPSequence | SQ | 1 | |
| (0008,1199) | Referenced SOP Sequence | ReferencedSOPSequence | SQ | 1 | |
| (0008,119A) | Other Failures Sequence | OtherFailuresSequence | SQ | 1 | |
| (0008,1200) | Studies Containing Other Referenced Instances Sequence | StudiesContainingOtherReferencedInstancesSequence | SQ | 1 | |
| (0008,1250) | Related Series Sequence | RelatedSeriesSequence | SQ | 1 | |
| (0008,2110) | Lossy Image Compression (Retired) | LossyImageCompressionRetired | CS | 1 | RET (1993) |
| (0008,2111) | Derivation Description | DerivationDescription | ST | 1 | |
| (0008,2112) | Source Image Sequence | SourceImageSequence | SQ | 1 | |
| (0008,2120) | Stage Name | StageName | SH | 1 | |
| (0008,2122) | Stage Number | StageNumber | IS | 1 | |
| (0008,2124) | Number of Stages | NumberOfStages | IS | 1 | |
| (0008,2127) | View Name | ViewName | SH | 1 | |
| (0008,2128) | View Number | ViewNumber | IS | 1 | |
| (0008,2129) | Number of Event Timers | NumberOfEventTimers | IS | 1 | |
| (0008,212A) | Number of Views in Stage | NumberOfViewsInStage | IS | 1 | |
| (0008,2130) | Event Elapsed Time(s) | EventElapsedTimes | DS | 1-n | |
| (0008,2132) | Event Timer Name(s) | EventTimerNames | LO | 1-n | |
| (0008,2133) | Event Timer Sequence | EventTimerSequence | SQ | 1 | |
| (0008,2134) | Event Time Offset | EventTimeOffset | FD | 1 | |
| (0008,2135) | Event Code Sequence | EventCodeSequence | SQ | 1 | |
| (0008,2142) | Start Trim | StartTrim | IS | 1 | |

| Tag | Name | Keyword | VR | VM | |
|-------------|--|--|----|-----|-------------|
| (0008,2143) | Stop Trim | StopTrim | IS | 1 | |
| (0008,2144) | Recommended Display Frame Rate | RecommendedDisplayFrameRate | IS | 1 | |
| (0008,2200) | <i>Transducer Position</i> | <i>TransducerPosition</i> | CS | 1 | RET (1993) |
| (0008,2204) | <i>Transducer Orientation</i> | <i>TransducerOrientation</i> | CS | 1 | RET (1993) |
| (0008,2208) | <i>Anatomic Structure</i> | <i>AnatomicStructure</i> | CS | 1 | RET (1993) |
| (0008,2218) | Anatomic Region Sequence | AnatomicRegionSequence | SQ | 1 | |
| (0008,2220) | Anatomic Region Modifier Sequence | AnatomicRegionModifierSequence | SQ | 1 | |
| (0008,2228) | Primary Anatomic Structure Sequence | PrimaryAnatomicStructureSequence | SQ | 1 | |
| (0008,2229) | <i>Anatomic Structure, Space or Region Sequence</i> | <i>AnatomicStructureSpaceOrRegionSequence</i> | SQ | 1 | RET (2017c) |
| (0008,2230) | Primary Anatomic Structure Modifier Sequence | PrimaryAnatomicStructureModifierSequence | SQ | 1 | |
| (0008,2240) | <i>Transducer Position Sequence</i> | <i>TransducerPositionSequence</i> | SQ | 1 | RET (2004) |
| (0008,2242) | <i>Transducer Position Modifier Sequence</i> | <i>TransducerPositionModifierSequence</i> | SQ | 1 | RET (2004) |
| (0008,2244) | <i>Transducer Orientation Sequence</i> | <i>TransducerOrientationSequence</i> | SQ | 1 | RET (2004) |
| (0008,2246) | <i>Transducer Orientation Modifier Sequence</i> | <i>TransducerOrientationModifierSequence</i> | SQ | 1 | RET (2004) |
| (0008,2251) | <i>Anatomic Structure Space Or Region Code Sequence (Trial)</i> | <i>AnatomicStructureSpaceOrRegionCodeSequenceTrial</i> | SQ | 1 | RET (2007) |
| (0008,2253) | <i>Anatomic Portal Of Entrance Code Sequence (Trial)</i> | <i>AnatomicPortalOfEntranceCodeSequenceTrial</i> | SQ | 1 | RET (2007) |
| (0008,2255) | <i>Anatomic Approach Direction Code Sequence (Trial)</i> | <i>AnatomicApproachDirectionCodeSequenceTrial</i> | SQ | 1 | RET (2007) |
| (0008,2256) | <i>Anatomic Perspective Description (Trial)</i> | <i>AnatomicPerspectiveDescriptionTrial</i> | ST | 1 | RET (2007) |
| (0008,2257) | <i>Anatomic Perspective Code Sequence (Trial)</i> | <i>AnatomicPerspectiveCodeSequenceTrial</i> | SQ | 1 | RET (2007) |
| (0008,2258) | <i>Anatomic Location Of Examining Instrument Description (Trial)</i> | <i>AnatomicLocationOfExaminingInstrumentDescriptionTrial</i> | ST | 1 | RET (2007) |
| (0008,2259) | <i>Anatomic Location Of Examining Instrument Code Sequence (Trial)</i> | <i>AnatomicLocationOfExaminingInstrumentCodeSequenceTrial</i> | SQ | 1 | RET (2007) |
| (0008,225A) | <i>Anatomic Structure Space Or Region Modifier Code Sequence (Trial)</i> | <i>AnatomicStructureSpaceOrRegionModifierCodeSequenceTrial</i> | SQ | 1 | RET (2007) |
| (0008,225C) | <i>On Axis Background Anatomic Structure Code Sequence (Trial)</i> | <i>OnAxisBackgroundAnatomicStructureCodeSequenceTrial</i> | SQ | 1 | RET (2007) |
| (0008,3001) | Alternate Representation Sequence | AlternateRepresentationSequence | SQ | 1 | |
| (0008,3002) | Available Transfer Syntax UID | AvailableTransferSyntaxUID | UI | 1-n | |
| (0008,3010) | Irradiation Event UID | IrradiationEventUID | UI | 1-n | |

| Tag | Name | Keyword | VR | VM | |
|-------------|--|--|----|----|-----|
| (0008,3011) | Source Irradiation Event Sequence | SourceIrradiationEventSequence | SQ | 1 | |
| (0008,3012) | Radiopharmaceutical Administration Event UID | Radiopharmaceutical AdministrationEventUID | UI | 1 | |
| (0008,4000) | Identifying Comments | IdentifyingComments | LT | 1 | RET |
| (0008,9007) | Frame Type | FrameType | CS | 4 | |
| (0008,9092) | Referenced Image Evidence Sequence | ReferencedImageEvidence Sequence | SQ | 1 | |
| (0008,9121) | Referenced Raw Data Sequence | ReferencedRawDataSequence | SQ | 1 | |
| (0008,9123) | Creator-Version UID | CreatorVersionUID | UI | 1 | |
| (0008,9124) | Derivation Image Sequence | DerivationImageSequence | SQ | 1 | |
| (0008,9154) | Source Image Evidence Sequence | SourceImageEvidenceSequence | SQ | 1 | |
| (0008,9205) | Pixel Presentation | PixelPresentation | CS | 1 | |
| (0008,9206) | Volumetric Properties | VolumetricProperties | CS | 1 | |
| (0008,9207) | Volume Based Calculation Technique | VolumeBasedCalculation Technique | CS | 1 | |
| (0008,9208) | Complex Image Component | ComplexImageComponent | CS | 1 | |
| (0008,9209) | Acquisition Contrast | AcquisitionContrast | CS | 1 | |
| (0008,9215) | Derivation Code Sequence | DerivationCodeSequence | SQ | 1 | |
| (0008,9237) | Referenced Presentation State Sequence | ReferencedPresentationState Sequence | SQ | 1 | |
| (0008,9410) | Referenced Other Plane Sequence | ReferencedOtherPlaneSequence | SQ | 1 | |
| (0008,9458) | Frame Display Sequence | FrameDisplaySequence | SQ | 1 | |
| (0008,9459) | Recommended Display Frame Rate in Float | RecommendedDisplayFrameRate InFloat | FL | 1 | |
| (0008,9460) | Skip Frame Range Flag | SkipFrameRangeFlag | CS | 1 | |
| (0010,0010) | Patient's Name | PatientName | PN | 1 | |
| (0010,0020) | Patient ID | PatientID | LO | 1 | |
| (0010,0021) | Issuer of Patient ID | IssuerOfPatientID | LO | 1 | |
| (0010,0022) | Type of Patient ID | TypeOfPatientID | CS | 1 | |
| (0010,0024) | Issuer of Patient ID Qualifiers Sequence | IssuerOfPatientIDQualifiers Sequence | SQ | 1 | |
| (0010,0026) | Source Patient Group Identification Sequence | SourcePatientGroupIdentification Sequence | SQ | 1 | |
| (0010,0027) | Group of Patients Identification Sequence | GroupOfPatientsIdentification Sequence | SQ | 1 | |
| (0010,0028) | Subject Relative Position in Image | SubjectRelativePositionInImage | US | 3 | |
| (0010,0030) | Patient's Birth Date | PatientBirthDate | DA | 1 | |
| (0010,0032) | Patient's Birth Time | PatientBirthTime | TM | 1 | |
| (0010,0033) | Patient's Birth Date in Alternative Calendar | PatientBirthDateInAlternative Calendar | LO | 1 | |
| (0010,0034) | Patient's Death Date in Alternative Calendar | PatientDeathDateInAlternative Calendar | LO | 1 | |
| (0010,0035) | Patient's Alternative Calendar | PatientAlternativeCalendar | CS | 1 | |
| (0010,0040) | Patient's Sex | PatientSex | CS | 1 | |

| Tag | Name | Keyword | VR | VM | |
|-------------|---|--|----|-----|-------------|
| (0010,0050) | Patient's Insurance Plan Code Sequence | PatientInsurancePlanCodeSequence | SQ | 1 | |
| (0010,0101) | Patient's Primary Language Code Sequence | PatientPrimaryLanguageCodeSequence | SQ | 1 | |
| (0010,0102) | Patient's Primary Language Modifier Code Sequence | PatientPrimaryLanguageModifierCodeSequence | SQ | 1 | |
| (0010,0200) | Quality Control Subject | QualityControlSubject | CS | 1 | |
| (0010,0201) | Quality Control Subject Type Code Sequence | QualityControlSubjectTypeCodeSequence | SQ | 1 | |
| (0010,0212) | Strain Description | StrainDescription | UC | 1 | |
| (0010,0213) | Strain Nomenclature | StrainNomenclature | LO | 1 | |
| (0010,0214) | Strain Stock Number | StrainStockNumber | LO | 1 | |
| (0010,0215) | Strain Source Registry Code Sequence | StrainSourceRegistryCodeSequence | SQ | 1 | |
| (0010,0216) | Strain Stock Sequence | StrainStockSequence | SQ | 1 | |
| (0010,0217) | Strain Source | StrainSource | LO | 1 | |
| (0010,0218) | Strain Additional Information | StrainAdditionalInformation | UT | 1 | |
| (0010,0219) | Strain Code Sequence | StrainCodeSequence | SQ | 1 | |
| (0010,0221) | Genetic Modifications Sequence | GeneticModificationsSequence | SQ | 1 | |
| (0010,0222) | Genetic Modifications Description | GeneticModificationsDescription | UC | 1 | |
| (0010,0223) | Genetic Modifications Nomenclature | GeneticModificationsNomenclature | LO | 1 | |
| (0010,0229) | Genetic Modifications Code Sequence | GeneticModificationsCodeSequence | SQ | 1 | |
| (0010,1000) | <i>Other Patient IDs</i> | <i>OtherPatientIDs</i> | LO | 1-n | RET (2017a) |
| (0010,1001) | Other Patient Names | OtherPatientNames | PN | 1-n | |
| (0010,1002) | Other Patient IDs Sequence | OtherPatientIDsSequence | SQ | 1 | |
| (0010,1005) | Patient's Birth Name | PatientBirthName | PN | 1 | |
| (0010,1010) | Patient's Age | PatientAge | AS | 1 | |
| (0010,1020) | Patient's Size | PatientSize | DS | 1 | |
| (0010,1021) | Patient's Size Code Sequence | PatientSizeCodeSequence | SQ | 1 | |
| (0010,1022) | Patient's Body Mass Index | PatientBodyMassIndex | DS | 1 | |
| (0010,1023) | Measured AP Dimension | MeasuredAPDimension | DS | 1 | |
| (0010,1024) | Measured Lateral Dimension | MeasuredLateralDimension | DS | 1 | |
| (0010,1030) | Patient's Weight | PatientWeight | DS | 1 | |
| (0010,1040) | Patient's Address | PatientAddress | LO | 1 | |
| (0010,1050) | <i>Insurance Plan Identification</i> | <i>InsurancePlanIdentification</i> | LO | 1-n | RET |
| (0010,1060) | Patient's Mother's Birth Name | PatientMotherBirthName | PN | 1 | |
| (0010,1080) | Military Rank | MilitaryRank | LO | 1 | |
| (0010,1081) | Branch of Service | BranchOfService | LO | 1 | |
| (0010,1090) | <i>Medical Record Locator</i> | <i>MedicalRecordLocator</i> | LO | 1 | RET (2017a) |
| (0010,1100) | Referenced Patient Photo Sequence | ReferencedPatientPhotoSequence | SQ | 1 | |

| Tag | Name | Keyword | VR | VM | |
|-------------|---|-------------------------------------|----|-----|--|
| (0010,2000) | Medical Alerts | MedicalAlerts | LO | 1-n | |
| (0010,2110) | Allergies | Allergies | LO | 1-n | |
| (0010,2150) | Country of Residence | CountryOfResidence | LO | 1 | |
| (0010,2152) | Region of Residence | RegionOfResidence | LO | 1 | |
| (0010,2154) | Patient's Telephone Numbers | PatientTelephoneNumbers | SH | 1-n | |
| (0010,2155) | Patient's Telecom Information | PatientTelecomInformation | LT | 1 | |
| (0010,2160) | Ethnic Group | EthnicGroup | SH | 1 | |
| (0010,2180) | Occupation | Occupation | SH | 1 | |
| (0010,21A0) | Smoking Status | SmokingStatus | CS | 1 | |
| (0010,21B0) | Additional Patient History | AdditionalPatientHistory | LT | 1 | |
| (0010,21C0) | Pregnancy Status | PregnancyStatus | US | 1 | |
| (0010,21D0) | Last Menstrual Date | LastMenstrualDate | DA | 1 | |
| (0010,21F0) | Patient's Religious Preference | PatientReligiousPreference | LO | 1 | |
| (0010,2201) | Patient Species Description | PatientSpeciesDescription | LO | 1 | |
| (0010,2202) | Patient Species Code Sequence | PatientSpeciesCodeSequence | SQ | 1 | |
| (0010,2203) | Patient's Sex Neutered | PatientSexNeutered | CS | 1 | |
| (0010,2210) | Anatomical Orientation Type | AnatomicalOrientationType | CS | 1 | |
| (0010,2292) | Patient Breed Description | PatientBreedDescription | LO | 1 | |
| (0010,2293) | Patient Breed Code Sequence | PatientBreedCodeSequence | SQ | 1 | |
| (0010,2294) | Breed Registration Sequence | BreedRegistrationSequence | SQ | 1 | |
| (0010,2295) | Breed Registration Number | BreedRegistrationNumber | LO | 1 | |
| (0010,2296) | Breed Registry Code Sequence | BreedRegistryCodeSequence | SQ | 1 | |
| (0010,2297) | Responsible Person | ResponsiblePerson | PN | 1 | |
| (0010,2298) | Responsible Person Role | ResponsiblePersonRole | CS | 1 | |
| (0010,2299) | Responsible Organization | ResponsibleOrganization | LO | 1 | |
| (0010,4000) | Patient Comments | PatientComments | LT | 1 | |
| (0010,9431) | Examined Body Thickness | ExaminedBodyThickness | FL | 1 | |
| (0012,0010) | Clinical Trial Sponsor Name | ClinicalTrialSponsorName | LO | 1 | |
| (0012,0020) | Clinical Trial Protocol ID | ClinicalTrialProtocolID | LO | 1 | |
| (0012,0021) | Clinical Trial Protocol Name | ClinicalTrialProtocolName | LO | 1 | |
| (0012,0030) | Clinical Trial Site ID | ClinicalTrialSiteID | LO | 1 | |
| (0012,0031) | Clinical Trial Site Name | ClinicalTrialSiteName | LO | 1 | |
| (0012,0040) | Clinical Trial Subject ID | ClinicalTrialSubjectID | LO | 1 | |
| (0012,0042) | Clinical Trial Subject Reading ID | ClinicalTrialSubjectReadingID | LO | 1 | |
| (0012,0050) | Clinical Trial Time Point ID | ClinicalTrialTimePointID | LO | 1 | |
| (0012,0051) | Clinical Trial Time Point Description | ClinicalTrialTimePointDescription | ST | 1 | |
| (0012,0052) | Longitudinal Temporal Offset from Event | LongitudinalTemporalOffsetFromEvent | FD | 1 | |
| (0012,0053) | Longitudinal Temporal Event Type | LongitudinalTemporalEventType | CS | 1 | |
| (0012,0060) | Clinical Trial Coordinating Center Name | ClinicalTrialCoordinatingCenterName | LO | 1 | |
| (0012,0062) | Patient Identity Removed | PatientIdentityRemoved | CS | 1 | |

| Tag | Name | Keyword | VR | VM | |
|-------------|--|--|----|-----|------------|
| (0012,0063) | De-identification Method | DeidentificationMethod | LO | 1-n | |
| (0012,0064) | De-identification Method Code Sequence | DeidentificationMethodCodeSequence | SQ | 1 | |
| (0012,0071) | Clinical Trial Series ID | ClinicalTrialSeriesID | LO | 1 | |
| (0012,0072) | Clinical Trial Series Description | ClinicalTrialSeriesDescription | LO | 1 | |
| (0012,0081) | Clinical Trial Protocol Ethics Committee Name | ClinicalTrialProtocolEthicsCommitteeName | LO | 1 | |
| (0012,0082) | Clinical Trial Protocol Ethics Committee Approval Number | ClinicalTrialProtocolEthicsCommitteeApprovalNumber | LO | 1 | |
| (0012,0083) | Consent for Clinical Trial Use Sequence | ConsentForClinicalTrialUseSequence | SQ | 1 | |
| (0012,0084) | Distribution Type | DistributionType | CS | 1 | |
| (0012,0085) | Consent for Distribution Flag | ConsentForDistributionFlag | CS | 1 | |
| (0012,0086) | Ethics Committee Approval Effectiveness Start Date | EthicsCommitteeApprovalEffectivenessStartDate | DA | 1 | |
| (0012,0087) | Ethics Committee Approval Effectiveness End Date | EthicsCommitteeApprovalEffectivenessEndDate | DA | 1 | |
| (0014,0023) | <i>CAD File Format</i> | <i>CADFileFormat</i> | ST | 1 | RET (2011) |
| (0014,0024) | <i>Component Reference System</i> | <i>ComponentReferenceSystem</i> | ST | 1 | RET (2011) |
| (0014,0025) | Component Manufacturing Procedure | ComponentManufacturingProcedure | ST | 1 | DICONDE |
| (0014,0028) | Component Manufacturer | ComponentManufacturer | ST | 1 | DICONDE |
| (0014,0030) | Material Thickness | MaterialThickness | DS | 1-n | DICONDE |
| (0014,0032) | Material Pipe Diameter | MaterialPipeDiameter | DS | 1-n | DICONDE |
| (0014,0034) | Material Isolation Diameter | MaterialIsolationDiameter | DS | 1-n | DICONDE |
| (0014,0042) | Material Grade | MaterialGrade | ST | 1 | DICONDE |
| (0014,0044) | Material Properties Description | MaterialPropertiesDescription | ST | 1 | DICONDE |
| (0014,0045) | <i>Material Properties File Format (Retired)</i> | <i>MaterialPropertiesFileFormat Retired</i> | ST | 1 | RET (2011) |
| (0014,0046) | Material Notes | MaterialNotes | LT | 1 | DICONDE |
| (0014,0050) | Component Shape | ComponentShape | CS | 1 | DICONDE |
| (0014,0052) | Curvature Type | CurvatureType | CS | 1 | DICONDE |
| (0014,0054) | Outer Diameter | OuterDiameter | DS | 1 | DICONDE |
| (0014,0056) | Inner Diameter | InnerDiameter | DS | 1 | DICONDE |
| (0014,0100) | Component Welder IDs | ComponentWelderIDs | LO | 1-n | DICONDE |
| (0014,0101) | Secondary Approval Status | SecondaryApprovalStatus | CS | 1 | DICONDE |
| (0014,0102) | Secondary Review Date | SecondaryReviewDate | DA | 1 | DICONDE |
| (0014,0103) | Secondary Review Time | SecondaryReviewTime | TM | 1 | DICONDE |
| (0014,0104) | Secondary Reviewer Name | SecondaryReviewerName | PN | 1 | DICONDE |
| (0014,0105) | Repair ID | RepairID | ST | 1 | DICONDE |
| (0014,0106) | Multiple Component Approval Sequence | MultipleComponentApprovalSequence | SQ | 1 | DICONDE |
| (0014,0107) | Other Approval Status | OtherApprovalStatus | CS | 1-n | DICONDE |

| Tag | Name | Keyword | VR | VM | |
|-------------|---|---|----|-----|---------|
| (0014,0108) | Other Secondary Approval Status | OtherSecondaryApprovalStatus | CS | 1-n | DICONDE |
| (0014,1010) | Actual Environmental Conditions | ActualEnvironmentalConditions | ST | 1 | DICONDE |
| (0014,1020) | Expiry Date | ExpiryDate | DA | 1 | DICONDE |
| (0014,1040) | Environmental Conditions | EnvironmentalConditions | ST | 1 | DICONDE |
| (0014,2002) | Evaluator Sequence | EvaluatorSequence | SQ | 1 | DICONDE |
| (0014,2004) | Evaluator Number | EvaluatorNumber | IS | 1 | DICONDE |
| (0014,2006) | Evaluator Name | EvaluatorName | PN | 1 | DICONDE |
| (0014,2008) | Evaluation Attempt | EvaluationAttempt | IS | 1 | DICONDE |
| (0014,2012) | Indication Sequence | IndicationSequence | SQ | 1 | DICONDE |
| (0014,2014) | Indication Number | IndicationNumber | IS | 1 | DICONDE |
| (0014,2016) | Indication Label | IndicationLabel | SH | 1 | DICONDE |
| (0014,2018) | Indication Description | IndicationDescription | ST | 1 | DICONDE |
| (0014,201A) | Indication Type | IndicationType | CS | 1-n | DICONDE |
| (0014,201C) | Indication Disposition | IndicationDisposition | CS | 1 | DICONDE |
| (0014,201E) | Indication ROI Sequence | IndicationROISequence | SQ | 1 | DICONDE |
| (0014,2030) | Indication Physical Property Sequence | IndicationPhysicalPropertySequence | SQ | 1 | DICONDE |
| (0014,2032) | Property Label | PropertyLabel | SH | 1 | DICONDE |
| (0014,2202) | Coordinate System Number of Axes | CoordinateSystemNumberOfAxes | IS | 1 | DICONDE |
| (0014,2204) | Coordinate System Axes Sequence | CoordinateSystemAxesSequence | SQ | 1 | DICONDE |
| (0014,2206) | Coordinate System Axis Description | CoordinateSystemAxisDescription | ST | 1 | DICONDE |
| (0014,2208) | Coordinate System Data Set Mapping | CoordinateSystemDataSetMapping | CS | 1 | DICONDE |
| (0014,220A) | Coordinate System Axis Number | CoordinateSystemAxisNumber | IS | 1 | DICONDE |
| (0014,220C) | Coordinate System Axis Type | CoordinateSystemAxisType | CS | 1 | DICONDE |
| (0014,220E) | Coordinate System Axis Units | CoordinateSystemAxisUnits | CS | 1 | DICONDE |
| (0014,2210) | Coordinate System Axis Values | CoordinateSystemAxisValues | OB | 1 | DICONDE |
| (0014,2220) | Coordinate System Transform Sequence | CoordinateSystemTransformSequence | SQ | 1 | DICONDE |
| (0014,2222) | Transform Description | TransformDescription | ST | 1 | DICONDE |
| (0014,2224) | Transform Number of Axes | TransformNumberOfAxes | IS | 1 | DICONDE |
| (0014,2226) | Transform Order of Axes | TransformOrderOfAxes | IS | 1-n | DICONDE |
| (0014,2228) | Transformed Axis Units | TransformedAxisUnits | CS | 1 | DICONDE |
| (0014,222A) | Coordinate System Transform Rotation and Scale Matrix | CoordinateSystemTransformRotationAndScaleMatrix | DS | 1-n | DICONDE |
| (0014,222C) | Coordinate System Transform Translation Matrix | CoordinateSystemTransformTranslationMatrix | DS | 1-n | DICONDE |
| (0014,3011) | Internal Detector Frame Time | InternalDetectorFrameTime | DS | 1 | DICONDE |
| (0014,3012) | Number of Frames Integrated | NumberOfFramesIntegrated | DS | 1 | DICONDE |
| (0014,3020) | Detector Temperature Sequence | DetectorTemperatureSequence | SQ | 1 | DICONDE |
| (0014,3022) | Sensor Name | SensorName | ST | 1 | DICONDE |
| (0014,3024) | Horizontal Offset of Sensor | HorizontalOffsetOfSensor | DS | 1 | DICONDE |
| (0014,3026) | Vertical Offset of Sensor | VerticalOffsetOfSensor | DS | 1 | DICONDE |

| Tag | Name | Keyword | VR | VM | |
|-------------|---|--------------------------------------|----------|----|---------|
| (0014,3028) | Sensor Temperature | SensorTemperature | DS | 1 | DICONDE |
| (0014,3040) | Dark Current Sequence | DarkCurrentSequence | SQ | 1 | DICONDE |
| (0014,3050) | Dark Current Counts | DarkCurrentCounts | OB or OW | 1 | DICONDE |
| (0014,3060) | Gain Correction Reference Sequence | GainCorrectionReferenceSequence | SQ | 1 | DICONDE |
| (0014,3070) | Air Counts | AirCounts | OB or OW | 1 | DICONDE |
| (0014,3071) | KV Used in Gain Calibration | KVUsedInGainCalibration | DS | 1 | DICONDE |
| (0014,3072) | MA Used in Gain Calibration | MAUsedInGainCalibration | DS | 1 | DICONDE |
| (0014,3073) | Number of Frames Used for Integration | NumberOfFramesUsedForIntegration | DS | 1 | DICONDE |
| (0014,3074) | Filter Material Used in Gain Calibration | FilterMaterialUsedInGainCalibration | LO | 1 | DICONDE |
| (0014,3075) | Filter Thickness Used in Gain Calibration | FilterThicknessUsedInGainCalibration | DS | 1 | DICONDE |
| (0014,3076) | Date of Gain Calibration | DateOfGainCalibration | DA | 1 | DICONDE |
| (0014,3077) | Time of Gain Calibration | TimeOfGainCalibration | TM | 1 | DICONDE |
| (0014,3080) | Bad Pixel Image | BadPixelImage | OB | 1 | DICONDE |
| (0014,3099) | Calibration Notes | CalibrationNotes | LT | 1 | DICONDE |
| (0014,4002) | Pulser Equipment Sequence | PulserEquipmentSequence | SQ | 1 | DICONDE |
| (0014,4004) | Pulser Type | PulserType | CS | 1 | DICONDE |
| (0014,4006) | Pulser Notes | PulserNotes | LT | 1 | DICONDE |
| (0014,4008) | Receiver Equipment Sequence | ReceiverEquipmentSequence | SQ | 1 | DICONDE |
| (0014,400A) | Amplifier Type | AmplifierType | CS | 1 | DICONDE |
| (0014,400C) | Receiver Notes | ReceiverNotes | LT | 1 | DICONDE |
| (0014,400E) | Pre-Amplifier Equipment Sequence | PreAmplifierEquipmentSequence | SQ | 1 | DICONDE |
| (0014,400F) | Pre-Amplifier Notes | PreAmplifierNotes | LT | 1 | DICONDE |
| (0014,4010) | Transmit Transducer Sequence | TransmitTransducerSequence | SQ | 1 | DICONDE |
| (0014,4011) | Receive Transducer Sequence | ReceiveTransducerSequence | SQ | 1 | DICONDE |
| (0014,4012) | Number of Elements | NumberOfElements | US | 1 | DICONDE |
| (0014,4013) | Element Shape | ElementShape | CS | 1 | DICONDE |
| (0014,4014) | Element Dimension A | ElementDimensionA | DS | 1 | DICONDE |
| (0014,4015) | Element Dimension B | ElementDimensionB | DS | 1 | DICONDE |
| (0014,4016) | Element Pitch A | ElementPitchA | DS | 1 | DICONDE |
| (0014,4017) | Measured Beam Dimension A | MeasuredBeamDimensionA | DS | 1 | DICONDE |
| (0014,4018) | Measured Beam Dimension B | MeasuredBeamDimensionB | DS | 1 | DICONDE |
| (0014,4019) | Location of Measured Beam Diameter | LocationOfMeasuredBeamDiameter | DS | 1 | DICONDE |
| (0014,401A) | Nominal Frequency | NominalFrequency | DS | 1 | DICONDE |
| (0014,401B) | Measured Center Frequency | MeasuredCenterFrequency | DS | 1 | DICONDE |
| (0014,401C) | Measured Bandwidth | MeasuredBandwidth | DS | 1 | DICONDE |
| (0014,401D) | Element Pitch B | ElementPitchB | DS | 1 | DICONDE |
| (0014,4020) | Pulser Settings Sequence | PulserSettingsSequence | SQ | 1 | DICONDE |
| (0014,4022) | Pulse Width | PulseWidth | DS | 1 | DICONDE |

| Tag | Name | Keyword | VR | VM | |
|-------------|---------------------------------------|------------------------------------|----|-----|---------|
| (0014,4024) | Excitation Frequency | ExcitationFrequency | DS | 1 | DICONDE |
| (0014,4026) | Modulation Type | ModulationType | CS | 1 | DICONDE |
| (0014,4028) | Damping | Damping | DS | 1 | DICONDE |
| (0014,4030) | Receiver Settings Sequence | ReceiverSettingsSequence | SQ | 1 | DICONDE |
| (0014,4031) | Acquired Soundpath Length | AcquiredSoundpathLength | DS | 1 | DICONDE |
| (0014,4032) | Acquisition Compression Type | AcquisitionCompressionType | CS | 1 | DICONDE |
| (0014,4033) | Acquisition Sample Size | AcquisitionSampleSize | IS | 1 | DICONDE |
| (0014,4034) | Rectifier Smoothing | RectifierSmoothing | DS | 1 | DICONDE |
| (0014,4035) | DAC Sequence | DACSequence | SQ | 1 | DICONDE |
| (0014,4036) | DAC Type | DACType | CS | 1 | DICONDE |
| (0014,4038) | DAC Gain Points | DACGainPoints | DS | 1-n | DICONDE |
| (0014,403A) | DAC Time Points | DACTimePoints | DS | 1-n | DICONDE |
| (0014,403C) | DAC Amplitude | DACAmplitude | DS | 1-n | DICONDE |
| (0014,4040) | Pre-Amplifier Settings Sequence | PreAmplifierSettingsSequence | SQ | 1 | DICONDE |
| (0014,4050) | Transmit Transducer Settings Sequence | TransmitTransducerSettingsSequence | SQ | 1 | DICONDE |
| (0014,4051) | Receive Transducer Settings Sequence | ReceiveTransducerSettingsSequence | SQ | 1 | DICONDE |
| (0014,4052) | Incident Angle | IncidentAngle | DS | 1 | DICONDE |
| (0014,4054) | Coupling Technique | CouplingTechnique | ST | 1 | DICONDE |
| (0014,4056) | Coupling Medium | CouplingMedium | ST | 1 | DICONDE |
| (0014,4057) | Coupling Velocity | CouplingVelocity | DS | 1 | DICONDE |
| (0014,4058) | Probe Center Location X | ProbeCenterLocationX | DS | 1 | DICONDE |
| (0014,4059) | Probe Center Location Z | ProbeCenterLocationZ | DS | 1 | DICONDE |
| (0014,405A) | Sound Path Length | SoundPathLength | DS | 1 | DICONDE |
| (0014,405C) | Delay Law Identifier | DelayLawIdentifier | ST | 1 | DICONDE |
| (0014,4060) | Gate Settings Sequence | GateSettingsSequence | SQ | 1 | DICONDE |
| (0014,4062) | Gate Threshold | GateThreshold | DS | 1 | DICONDE |
| (0014,4064) | Velocity of Sound | VelocityOfSound | DS | 1 | DICONDE |
| (0014,4070) | Calibration Settings Sequence | CalibrationSettingsSequence | SQ | 1 | DICONDE |
| (0014,4072) | Calibration Procedure | CalibrationProcedure | ST | 1 | DICONDE |
| (0014,4074) | Procedure Version | ProcedureVersion | SH | 1 | DICONDE |
| (0014,4076) | Procedure Creation Date | ProcedureCreationDate | DA | 1 | DICONDE |
| (0014,4078) | Procedure Expiration Date | ProcedureExpirationDate | DA | 1 | DICONDE |
| (0014,407A) | Procedure Last Modified Date | ProcedureLastModifiedDate | DA | 1 | DICONDE |
| (0014,407C) | Calibration Time | CalibrationTime | TM | 1-n | DICONDE |
| (0014,407E) | Calibration Date | CalibrationDate | DA | 1-n | DICONDE |
| (0014,4080) | Probe Drive Equipment Sequence | ProbeDriveEquipmentSequence | SQ | 1 | DICONDE |
| (0014,4081) | Drive Type | DriveType | CS | 1 | DICONDE |
| (0014,4082) | Probe Drive Notes | ProbeDriveNotes | LT | 1 | DICONDE |
| (0014,4083) | Drive Probe Sequence | DriveProbeSequence | SQ | 1 | DICONDE |
| (0014,4084) | Probe Inductance | ProbeInductance | DS | 1 | DICONDE |

| Tag | Name | Keyword | VR | VM | |
|-------------|----------------------------------|-------------------------------|----|----|---------|
| (0014,4085) | Probe Resistance | ProbeResistance | DS | 1 | DICONDE |
| (0014,4086) | Receive Probe Sequence | ReceiveProbeSequence | SQ | 1 | DICONDE |
| (0014,4087) | Probe Drive Settings Sequence | ProbeDriveSettingsSequence | SQ | 1 | DICONDE |
| (0014,4088) | Bridge Resistors | BridgeResistors | DS | 1 | DICONDE |
| (0014,4089) | Probe Orientation Angle | ProbeOrientationAngle | DS | 1 | DICONDE |
| (0014,408B) | User Selected Gain Y | UserSelectedGainY | DS | 1 | DICONDE |
| (0014,408C) | User Selected Phase | UserSelectedPhase | DS | 1 | DICONDE |
| (0014,408D) | User Selected Offset X | UserSelectedOffsetX | DS | 1 | DICONDE |
| (0014,408E) | User Selected Offset Y | UserSelectedOffsetY | DS | 1 | DICONDE |
| (0014,4091) | Channel Settings Sequence | ChannelSettingsSequence | SQ | 1 | DICONDE |
| (0014,4092) | Channel Threshold | ChannelThreshold | DS | 1 | DICONDE |
| (0014,409A) | Scanner Settings Sequence | ScannerSettingsSequence | SQ | 1 | DICONDE |
| (0014,409B) | Scan Procedure | ScanProcedure | ST | 1 | DICONDE |
| (0014,409C) | Translation Rate X | TranslationRateX | DS | 1 | DICONDE |
| (0014,409D) | Translation Rate Y | TranslationRateY | DS | 1 | DICONDE |
| (0014,409F) | Channel Overlap | ChannelOverlap | DS | 1 | DICONDE |
| (0014,40A0) | Image Quality Indicator Type | ImageQualityIndicatorType | LO | 1 | DICONDE |
| (0014,40A1) | Image Quality Indicator Material | ImageQualityIndicatorMaterial | LO | 1 | DICONDE |
| (0014,40A2) | Image Quality Indicator Size | ImageQualityIndicatorSize | LO | 1 | DICONDE |
| (0014,5002) | LINAC Energy | LINACEnergy | IS | 1 | DICONDE |
| (0014,5004) | LINAC Output | LINACOutput | IS | 1 | DICONDE |
| (0014,5100) | Active Aperture | ActiveAperture | US | 1 | DICONDE |
| (0014,5101) | Total Aperture | TotalAperture | DS | 1 | DICONDE |
| (0014,5102) | Aperture Elevation | ApertureElevation | DS | 1 | DICONDE |
| (0014,5103) | Main Lobe Angle | MainLobeAngle | DS | 1 | DICONDE |
| (0014,5104) | Main Roof Angle | MainRoofAngle | DS | 1 | DICONDE |
| (0014,5105) | Connector Type | ConnectorType | CS | 1 | DICONDE |
| (0014,5106) | Wedge Model Number | WedgeModelNumber | SH | 1 | DICONDE |
| (0014,5107) | Wedge Angle Float | WedgeAngleFloat | DS | 1 | DICONDE |
| (0014,5108) | Wedge Roof Angle | WedgeRoofAngle | DS | 1 | DICONDE |
| (0014,5109) | Wedge Element 1 Position | WedgeElement1Position | CS | 1 | DICONDE |
| (0014,510A) | Wedge Material Velocity | WedgeMaterialVelocity | DS | 1 | DICONDE |
| (0014,510B) | Wedge Material | WedgeMaterial | SH | 1 | DICONDE |
| (0014,510C) | Wedge Offset Z | WedgeOffsetZ | DS | 1 | DICONDE |
| (0014,510D) | Wedge Origin Offset X | WedgeOriginOffsetX | DS | 1 | DICONDE |
| (0014,510E) | Wedge Time Delay | WedgeTimeDelay | DS | 1 | DICONDE |
| (0014,510F) | Wedge Name | WedgeName | SH | 1 | DICONDE |
| (0014,5110) | Wedge Manufacturer Name | WedgeManufacturerName | SH | 1 | DICONDE |
| (0014,5111) | Wedge Description | WedgeDescription | LO | 1 | DICONDE |
| (0014,5112) | Nominal Beam Angle | NominalBeamAngle | DS | 1 | DICONDE |
| (0014,5113) | Wedge Offset X | WedgeOffsetX | DS | 1 | DICONDE |
| (0014,5114) | Wedge Offset Y | WedgeOffsetY | DS | 1 | DICONDE |

| Tag | Name | Keyword | VR | VM | |
|-------------|---|-------------------------------------|----|-----|---------|
| (0014,5115) | Wedge Total Length | WedgeTotalLength | DS | 1 | DICONDE |
| (0014,5116) | Wedge In Contact Length | WedgeInContactLength | DS | 1 | DICONDE |
| (0014,5117) | Wedge Front Gap | WedgeFrontGap | DS | 1 | DICONDE |
| (0014,5118) | Wedge Total Height | WedgeTotalHeight | DS | 1 | DICONDE |
| (0014,5119) | Wedge Front Height | WedgeFrontHeight | DS | 1 | DICONDE |
| (0014,511A) | Wedge Rear Height | WedgeRearHeight | DS | 1 | DICONDE |
| (0014,511B) | Wedge Total Width | WedgeTotalWidth | DS | 1 | DICONDE |
| (0014,511C) | Wedge In Contact Width | WedgeInContactWidth | DS | 1 | DICONDE |
| (0014,511D) | Wedge Chamfer Height | WedgeChamferHeight | DS | 1 | DICONDE |
| (0014,511E) | Wedge Curve | WedgeCurve | CS | 1 | DICONDE |
| (0014,511F) | Radius Along the Wedge | RadiusAlongWedge | DS | 1 | DICONDE |
| (0016,0001) | White Point | WhitePoint | DS | 1 | |
| (0016,0002) | Primary Chromaticities | PrimaryChromaticities | DS | 3 | |
| (0016,0003) | Battery Level | BatteryLevel | UT | 1 | |
| (0016,0004) | Exposure Time in Seconds | ExposureTimeInSeconds | DS | 1 | |
| (0016,0005) | F-Number | FNumber | DS | 1 | |
| (0016,0006) | OECF Rows | OECFRows | IS | 1 | |
| (0016,0007) | OECF Columns | OECFColumns | IS | 1 | |
| (0016,0008) | OECF Column Names | OECFColumnNames | UC | 1-n | |
| (0016,0009) | OECF Values | OECFValues | DS | 1-n | |
| (0016,000A) | Spatial Frequency Response Rows | SpatialFrequencyResponseRows | IS | 1 | |
| (0016,000B) | Spatial Frequency Response Columns | SpatialFrequencyResponseColumns | IS | 1 | |
| (0016,000C) | Spatial Frequency Response Column Names | SpatialFrequencyResponseColumnNames | UC | 1-n | |
| (0016,000D) | Spatial Frequency Response Values | SpatialFrequencyResponseValues | DS | 1-n | |
| (0016,000E) | Color Filter Array Pattern Rows | ColorFilterArrayPatternRows | IS | 1 | |
| (0016,000F) | Color Filter Array Pattern Columns | ColorFilterArrayPatternColumns | IS | 1 | |
| (0016,0010) | Color Filter Array Pattern Values | ColorFilterArrayPatternValues | DS | 1-n | |
| (0016,0011) | Flash Firing Status | FlashFiringStatus | US | 1 | |
| (0016,0012) | Flash Return Status | FlashReturnStatus | US | 1 | |
| (0016,0013) | Flash Mode | FlashMode | US | 1 | |
| (0016,0014) | Flash Function Present | FlashFunctionPresent | US | 1 | |
| (0016,0015) | Flash Red Eye Mode | FlashRedEyeMode | US | 1 | |
| (0016,0016) | Exposure Program | ExposureProgram | US | 1 | |
| (0016,0017) | Spectral Sensitivity | SpectralSensitivity | UT | 1 | |
| (0016,0018) | Photographic Sensitivity | PhotographicSensitivity | IS | 1 | |
| (0016,0019) | Self Timer Mode | SelfTimerMode | IS | 1 | |
| (0016,001A) | Sensitivity Type | SensitivityType | US | 1 | |
| (0016,001B) | Standard Output Sensitivity | StandardOutputSensitivity | IS | 1 | |
| (0016,001C) | Recommended Exposure Index | RecommendedExposureIndex | IS | 1 | |

| Tag | Name | Keyword | VR | VM | |
|-------------|-----------------------------|---------------------------|----|-----|--|
| (0016,001D) | ISO Speed | ISOSpeed | IS | 1 | |
| (0016,001E) | ISO Speed Latitude yyy | ISOSpeedLatitudeyyy | IS | 1 | |
| (0016,001F) | ISO Speed Latitude zzz | ISOSpeedLatitudezzz | IS | 1 | |
| (0016,0020) | EXIF Version | EXIFVersion | UT | 1 | |
| (0016,0021) | Shutter Speed Value | ShutterSpeedValue | DS | 1 | |
| (0016,0022) | Aperture Value | ApertureValue | DS | 1 | |
| (0016,0023) | Brightness Value | BrightnessValue | DS | 1 | |
| (0016,0024) | Exposure Bias Value | ExposureBiasValue | DS | 1 | |
| (0016,0025) | Max Aperture Value | MaxApertureValue | DS | 1 | |
| (0016,0026) | Subject Distance | SubjectDistance | DS | 1 | |
| (0016,0027) | Metering Mode | MeteringMode | US | 1 | |
| (0016,0028) | Light Source | LightSource | US | 1 | |
| (0016,0029) | Focal Length | FocalLength | DS | 1 | |
| (0016,002A) | Subject Area | SubjectArea | IS | 2-4 | |
| (0016,002B) | Maker Note | MakerNote | OB | 1 | |
| (0016,0030) | Temperature | Temperature | DS | 1 | |
| (0016,0031) | Humidity | Humidity | DS | 1 | |
| (0016,0032) | Pressure | Pressure | DS | 1 | |
| (0016,0033) | Water Depth | WaterDepth | DS | 1 | |
| (0016,0034) | Acceleration | Acceleration | DS | 1 | |
| (0016,0035) | Camera Elevation Angle | CameraElevationAngle | DS | 1 | |
| (0016,0036) | Flash Energy | FlashEnergy | DS | 1-2 | |
| (0016,0037) | Subject Location | SubjectLocation | IS | 2 | |
| (0016,0038) | Photographic Exposure Index | PhotographicExposureIndex | DS | 1 | |
| (0016,0039) | Sensing Method | SensingMethod | US | 1 | |
| (0016,003A) | File Source | FileSource | US | 1 | |
| (0016,003B) | Scene Type | SceneType | US | 1 | |
| (0016,0041) | Custom Rendered | CustomRendered | US | 1 | |
| (0016,0042) | Exposure Mode | ExposureMode | US | 1 | |
| (0016,0043) | White Balance | WhiteBalance | US | 1 | |
| (0016,0044) | Digital Zoom Ratio | DigitalZoomRatio | DS | 1 | |
| (0016,0045) | Focal Length In 35mm Film | FocalLengthIn35mmFilm | IS | 1 | |
| (0016,0046) | Scene Capture Type | SceneCaptureType | US | 1 | |
| (0016,0047) | Gain Control | GainControl | US | 1 | |
| (0016,0048) | Contrast | Contrast | US | 1 | |
| (0016,0049) | Saturation | Saturation | US | 1 | |
| (0016,004A) | Sharpness | Sharpness | US | 1 | |
| (0016,004B) | Device Setting Description | DeviceSettingDescription | OB | 1 | |
| (0016,004C) | Subject Distance Range | SubjectDistanceRange | US | 1 | |
| (0016,004D) | Camera Owner Name | CameraOwnerName | UT | 1 | |
| (0016,004E) | Lens Specification | LensSpecification | DS | 4 | |
| (0016,004F) | Lens Make | LensMake | UT | 1 | |

| Tag | Name | Keyword | VR | VM | |
|-------------|-------------------------------|----------------------------|----|-----|--|
| (0016,0050) | Lens Model | LensModel | UT | 1 | |
| (0016,0051) | Lens Serial Number | LensSerialNumber | UT | 1 | |
| (0016,0061) | Interoperability Index | InteroperabilityIndex | CS | 1 | |
| (0016,0062) | Interoperability Version | InteroperabilityVersion | OB | 1 | |
| (0016,0070) | GPS Version ID | GPSVersionID | OB | 1 | |
| (0016,0071) | GPS Latitude Ref | GPSLatitudeRef | CS | 1 | |
| (0016,0072) | GPS Latitude | GPSLatitude | DS | 3 | |
| (0016,0073) | GPS Longitude Ref | GPSLongitudeRef | CS | 1 | |
| (0016,0074) | GPS Longitude | GPSLongitude | DS | 3 | |
| (0016,0075) | GPS Altitude Ref | GPSAltitudeRef | US | 1 | |
| (0016,0076) | GPS Altitude | GPSAltitude | DS | 1 | |
| (0016,0077) | GPS Time Stamp | GPSTimeStamp | DT | 1 | |
| (0016,0078) | GPS Satellites | GPSSatellites | UT | 1 | |
| (0016,0079) | GPS Status | GPSStatus | CS | 1 | |
| (0016,007A) | GPS Measure Mode | GPSMeasureMode | CS | 1 | |
| (0016,007B) | GPS DOP | GPSDOP | DS | 1 | |
| (0016,007C) | GPS Speed Ref | GPSSpeedRef | CS | 1 | |
| (0016,007D) | GPS Speed | GPSSpeed | DS | 1 | |
| (0016,007E) | GPS Track Ref | GPSTrackRef | CS | 1 | |
| (0016,007F) | GPS Track | GPSTrack | DS | 1 | |
| (0016,0080) | GPS Img Direction Ref | GPSImgDirectionRef | CS | 1 | |
| (0016,0081) | GPS Img Direction | GPSImgDirection | DS | 1 | |
| (0016,0082) | GPS Map Datum | GPSMapDatum | UT | 1 | |
| (0016,0083) | GPS Dest Latitude Ref | GPSDestLatitudeRef | CS | 1 | |
| (0016,0084) | GPS Dest Latitude | GPSDestLatitude | DS | 3 | |
| (0016,0085) | GPS Dest Longitude Ref | GPSDestLongitudeRef | CS | 1 | |
| (0016,0086) | GPS Dest Longitude | GPSDestLongitude | DS | 3 | |
| (0016,0087) | GPS Dest Bearing Ref | GPSDestBearingRef | CS | 1 | |
| (0016,0088) | GPS Dest Bearing | GPSDestBearing | DS | 1 | |
| (0016,0089) | GPS Dest Distance Ref | GPSDestDistanceRef | CS | 1 | |
| (0016,008A) | GPS Dest Distance | GPSDestDistance | DS | 1 | |
| (0016,008B) | GPS Processing Method | GPSProcessingMethod | OB | 1 | |
| (0016,008C) | GPS Area Information | GPSAreaInformation | OB | 1 | |
| (0016,008D) | GPS Date Stamp | GPSDateStamp | DT | 1 | |
| (0016,008E) | GPS Differential | GPSDifferential | IS | 1 | |
| (0016,1001) | Light Source Polarization | LightSourcePolarization | CS | 1 | |
| (0016,1002) | Emitter Color Temperature | EmitterColorTemperature | DS | 1 | |
| (0016,1003) | Contact Method | ContactMethod | CS | 1 | |
| (0016,1004) | Immersion Media | ImmersionMedia | CS | 1-n | |
| (0016,1005) | Optical Magnification Factor | OpticalMagnificationFactor | DS | 1 | |
| (0018,0010) | Contrast/Bolus Agent | ContrastBolusAgent | LO | 1 | |
| (0018,0012) | Contrast/Bolus Agent Sequence | ContrastBolusAgentSequence | SQ | 1 | |

| Tag | Name | Keyword | VR | VM | |
|-------------|--|--|----|-----|-------------|
| (0018,0013) | Contrast/Bolus T1 Relaxivity | ContrastBolusT1Relaxivity | FL | 1 | |
| (0018,0014) | Contrast/Bolus Administration Route Sequence | ContrastBolusAdministrationRouteSequence | SQ | 1 | |
| (0018,0015) | Body Part Examined | BodyPartExamined | CS | 1 | |
| (0018,0020) | Scanning Sequence | ScanningSequence | CS | 1-n | |
| (0018,0021) | Sequence Variant | SequenceVariant | CS | 1-n | |
| (0018,0022) | Scan Options | ScanOptions | CS | 1-n | |
| (0018,0023) | MR Acquisition Type | MRAcquisitionType | CS | 1 | |
| (0018,0024) | Sequence Name | SequenceName | SH | 1 | |
| (0018,0025) | Angio Flag | AngioFlag | CS | 1 | |
| (0018,0026) | Intervention Drug Information Sequence | InterventionDrugInformationSequence | SQ | 1 | |
| (0018,0027) | Intervention Drug Stop Time | InterventionDrugStopTime | TM | 1 | |
| (0018,0028) | Intervention Drug Dose | InterventionDrugDose | DS | 1 | |
| (0018,0029) | Intervention Drug Code Sequence | InterventionDrugCodeSequence | SQ | 1 | |
| (0018,002A) | Additional Drug Sequence | AdditionalDrugSequence | SQ | 1 | |
| (0018,0030) | <i>Radionuclide</i> | <i>Radionuclide</i> | LO | 1-n | RET (1993) |
| (0018,0031) | Radiopharmaceutical | Radiopharmaceutical | LO | 1 | |
| (0018,0032) | <i>Energy Window Centerline</i> | <i>EnergyWindowCenterline</i> | DS | 1 | RET (1993) |
| (0018,0033) | <i>Energy Window Total Width</i> | <i>EnergyWindowTotalWidth</i> | DS | 1-n | RET (1993) |
| (0018,0034) | Intervention Drug Name | InterventionDrugName | LO | 1 | |
| (0018,0035) | Intervention Drug Start Time | InterventionDrugStartTime | TM | 1 | |
| (0018,0036) | Intervention Sequence | InterventionSequence | SQ | 1 | |
| (0018,0037) | <i>Therapy Type</i> | <i>TherapyType</i> | CS | 1 | RET (2001) |
| (0018,0038) | Intervention Status | InterventionStatus | CS | 1 | |
| (0018,0039) | <i>Therapy Description</i> | <i>TherapyDescription</i> | CS | 1 | RET (2003) |
| (0018,003A) | Intervention Description | InterventionDescription | ST | 1 | |
| (0018,0040) | Cine Rate | CineRate | IS | 1 | |
| (0018,0042) | Initial Cine Run State | InitialCineRunState | CS | 1 | |
| (0018,0050) | Slice Thickness | SliceThickness | DS | 1 | |
| (0018,0060) | KVP | KVP | DS | 1 | |
| (0018,0061) | | | DS | 1 | RET (2015c) |
| (0018,0070) | Counts Accumulated | CountsAccumulated | IS | 1 | |
| (0018,0071) | Acquisition Termination Condition | AcquisitionTerminationCondition | CS | 1 | |
| (0018,0072) | Effective Duration | EffectiveDuration | DS | 1 | |
| (0018,0073) | Acquisition Start Condition | AcquisitionStartCondition | CS | 1 | |
| (0018,0074) | Acquisition Start Condition Data | AcquisitionStartConditionData | IS | 1 | |

| Tag | Name | Keyword | VR | VM | |
|-------------|--|---|----|-----|------------|
| (0018,0075) | Acquisition Termination Condition Data | AcquisitionTerminationConditionData | IS | 1 | |
| (0018,0080) | Repetition Time | RepetitionTime | DS | 1 | |
| (0018,0081) | Echo Time | EchoTime | DS | 1 | |
| (0018,0082) | Inversion Time | InversionTime | DS | 1 | |
| (0018,0083) | Number of Averages | NumberOfAverages | DS | 1 | |
| (0018,0084) | Imaging Frequency | ImagingFrequency | DS | 1 | |
| (0018,0085) | Imaged Nucleus | ImagedNucleus | SH | 1 | |
| (0018,0086) | Echo Number(s) | EchoNumbers | IS | 1-n | |
| (0018,0087) | Magnetic Field Strength | MagneticFieldStrength | DS | 1 | |
| (0018,0088) | Spacing Between Slices | SpacingBetweenSlices | DS | 1 | |
| (0018,0089) | Number of Phase Encoding Steps | NumberOfPhaseEncodingSteps | IS | 1 | |
| (0018,0090) | Data Collection Diameter | DataCollectionDiameter | DS | 1 | |
| (0018,0091) | Echo Train Length | EchoTrainLength | IS | 1 | |
| (0018,0093) | Percent Sampling | PercentSampling | DS | 1 | |
| (0018,0094) | Percent Phase Field of View | PercentPhaseFieldOfView | DS | 1 | |
| (0018,0095) | Pixel Bandwidth | PixelBandwidth | DS | 1 | |
| (0018,1000) | Device Serial Number | DeviceSerialNumber | LO | 1 | |
| (0018,1002) | Device UID | DeviceUID | UI | 1 | |
| (0018,1003) | Device ID | DeviceID | LO | 1 | |
| (0018,1004) | Plate ID | PlateID | LO | 1 | |
| (0018,1005) | Generator ID | GeneratorID | LO | 1 | |
| (0018,1006) | Grid ID | GridID | LO | 1 | |
| (0018,1007) | Cassette ID | CassetteID | LO | 1 | |
| (0018,1008) | Gantry ID | GantryID | LO | 1 | |
| (0018,1009) | Unique Device Identifier | UniqueDeviceIdentifier | UT | 1 | |
| (0018,100A) | UDI Sequence | UDISequence | SQ | 1 | |
| (0018,100B) | Manufacturer's Device Class UID | ManufacturerDeviceClassUID | UI | 1-n | |
| (0018,1010) | Secondary Capture Device ID | SecondaryCaptureDeviceID | LO | 1 | |
| (0018,1011) | Hardcopy Creation Device ID | HardcopyCreationDeviceID | LO | 1 | RET (2007) |
| (0018,1012) | Date of Secondary Capture | DateOfSecondaryCapture | DA | 1 | |
| (0018,1014) | Time of Secondary Capture | TimeOfSecondaryCapture | TM | 1 | |
| (0018,1016) | Secondary Capture Device Manufacturer | SecondaryCaptureDeviceManufacturer | LO | 1 | |
| (0018,1017) | Hardcopy Device Manufacturer | HardcopyDeviceManufacturer | LO | 1 | RET (2007) |
| (0018,1018) | Secondary Capture Device Manufacturer's Model Name | SecondaryCaptureDeviceManufacturerModelName | LO | 1 | |
| (0018,1019) | Secondary Capture Device Software Versions | SecondaryCaptureDeviceSoftwareVersions | LO | 1-n | |
| (0018,101A) | Hardcopy Device Software Version | HardcopyDeviceSoftwareVersion | LO | 1-n | RET (2007) |

| Tag | Name | Keyword | VR | VM | |
|-------------|---|--------------------------------------|----|-----|------------|
| (0018,101B) | Hardcopy Device Manufacturer's Model Name | HardcopyDeviceManufacturerModelName | LO | 1 | RET (2007) |
| (0018,1020) | Software Versions | SoftwareVersions | LO | 1-n | |
| (0018,1022) | Video Image Format Acquired | VideoImageFormatAcquired | SH | 1 | |
| (0018,1023) | Digital Image Format Acquired | DigitalImageFormatAcquired | LO | 1 | |
| (0018,1030) | Protocol Name | ProtocolName | LO | 1 | |
| (0018,1040) | Contrast/Bolus Route | ContrastBolusRoute | LO | 1 | |
| (0018,1041) | Contrast/Bolus Volume | ContrastBolusVolume | DS | 1 | |
| (0018,1042) | Contrast/Bolus Start Time | ContrastBolusStartTime | TM | 1 | |
| (0018,1043) | Contrast/Bolus Stop Time | ContrastBolusStopTime | TM | 1 | |
| (0018,1044) | Contrast/Bolus Total Dose | ContrastBolusTotalDose | DS | 1 | |
| (0018,1045) | Syringe Counts | SyringeCounts | IS | 1 | |
| (0018,1046) | Contrast Flow Rate | ContrastFlowRate | DS | 1-n | |
| (0018,1047) | Contrast Flow Duration | ContrastFlowDuration | DS | 1-n | |
| (0018,1048) | Contrast/Bolus Ingredient | ContrastBolusIngredient | CS | 1 | |
| (0018,1049) | Contrast/Bolus Ingredient Concentration | ContrastBolusIngredientConcentration | DS | 1 | |
| (0018,1050) | Spatial Resolution | SpatialResolution | DS | 1 | |
| (0018,1060) | Trigger Time | TriggerTime | DS | 1 | |
| (0018,1061) | Trigger Source or Type | TriggerSourceOrType | LO | 1 | |
| (0018,1062) | Nominal Interval | NominalInterval | IS | 1 | |
| (0018,1063) | Frame Time | FrameTime | DS | 1 | |
| (0018,1064) | Cardiac Framing Type | CardiacFramingType | LO | 1 | |
| (0018,1065) | Frame Time Vector | FrameTimeVector | DS | 1-n | |
| (0018,1066) | Frame Delay | FrameDelay | DS | 1 | |
| (0018,1067) | Image Trigger Delay | ImageTriggerDelay | DS | 1 | |
| (0018,1068) | Multiplex Group Time Offset | MultiplexGroupTimeOffset | DS | 1 | |
| (0018,1069) | Trigger Time Offset | TriggerTimeOffset | DS | 1 | |
| (0018,106A) | Synchronization Trigger | SynchronizationTrigger | CS | 1 | |
| (0018,106C) | Synchronization Channel | SynchronizationChannel | US | 2 | |
| (0018,106E) | Trigger Sample Position | TriggerSamplePosition | UL | 1 | |
| (0018,1070) | Radiopharmaceutical Route | RadiopharmaceuticalRoute | LO | 1 | |
| (0018,1071) | Radiopharmaceutical Volume | RadiopharmaceuticalVolume | DS | 1 | |
| (0018,1072) | Radiopharmaceutical Start Time | RadiopharmaceuticalStartTime | TM | 1 | |
| (0018,1073) | Radiopharmaceutical Stop Time | RadiopharmaceuticalStopTime | TM | 1 | |
| (0018,1074) | Radionuclide Total Dose | RadionuclideTotalDose | DS | 1 | |
| (0018,1075) | Radionuclide Half Life | RadionuclideHalfLife | DS | 1 | |
| (0018,1076) | Radionuclide Positron Fraction | RadionuclidePositronFraction | DS | 1 | |
| (0018,1077) | Radiopharmaceutical Specific Activity | RadiopharmaceuticalSpecificActivity | DS | 1 | |
| (0018,1078) | Radiopharmaceutical Start DateTime | RadiopharmaceuticalStartDateTime | DT | 1 | |

| Tag | Name | Keyword | VR | VM | |
|-------------|---|---|----|-----|------------|
| (0018,1079) | Radiopharmaceutical Stop Date Time | RadiopharmaceuticalStopDate Time | DT | 1 | |
| (0018,1080) | Beat Rejection Flag | BeatRejectionFlag | CS | 1 | |
| (0018,1081) | Low R-R Value | LowRRValue | IS | 1 | |
| (0018,1082) | High R-R Value | HighRRValue | IS | 1 | |
| (0018,1083) | Intervals Acquired | IntervalsAcquired | IS | 1 | |
| (0018,1084) | Intervals Rejected | IntervalsRejected | IS | 1 | |
| (0018,1085) | PVC Rejection | PVCRejection | LO | 1 | |
| (0018,1086) | Skip Beats | SkipBeats | IS | 1 | |
| (0018,1088) | Heart Rate | HeartRate | IS | 1 | |
| (0018,1090) | Cardiac Number of Images | CardiacNumberOfImages | IS | 1 | |
| (0018,1094) | Trigger Window | TriggerWindow | IS | 1 | |
| (0018,1100) | Reconstruction Diameter | ReconstructionDiameter | DS | 1 | |
| (0018,1110) | Distance Source to Detector | DistanceSourceToDetector | DS | 1 | |
| (0018,1111) | Distance Source to Patient | DistanceSourceToPatient | DS | 1 | |
| (0018,1114) | Estimated Radiographic Magnification Factor | EstimatedRadiographic MagnificationFactor | DS | 1 | |
| (0018,1120) | Gantry/Detector Tilt | GantryDetectorTilt | DS | 1 | |
| (0018,1121) | Gantry/Detector Slew | GantryDetectorSlew | DS | 1 | |
| (0018,1130) | Table Height | TableHeight | DS | 1 | |
| (0018,1131) | Table Traverse | TableTraverse | DS | 1 | |
| (0018,1134) | Table Motion | TableMotion | CS | 1 | |
| (0018,1135) | Table Vertical Increment | TableVerticalIncrement | DS | 1-n | |
| (0018,1136) | Table Lateral Increment | TableLateralIncrement | DS | 1-n | |
| (0018,1137) | Table Longitudinal Increment | TableLongitudinalIncrement | DS | 1-n | |
| (0018,1138) | Table Angle | TableAngle | DS | 1 | |
| (0018,113A) | Table Type | TableType | CS | 1 | |
| (0018,1140) | Rotation Direction | RotationDirection | CS | 1 | |
| (0018,1141) | Angular Position | AngularPosition | DS | 1 | RET (2007) |
| (0018,1142) | Radial Position | RadialPosition | DS | 1-n | |
| (0018,1143) | Scan Arc | ScanArc | DS | 1 | |
| (0018,1144) | Angular Step | AngularStep | DS | 1 | |
| (0018,1145) | Center of Rotation Offset | CenterOfRotationOffset | DS | 1 | |
| (0018,1146) | Rotation Offset | RotationOffset | DS | 1-n | RET (1993) |
| (0018,1147) | Field of View Shape | FieldOfViewShape | CS | 1 | |
| (0018,1149) | Field of View Dimension(s) | FieldOfViewDimensions | IS | 1-2 | |
| (0018,1150) | Exposure Time | ExposureTime | IS | 1 | |
| (0018,1151) | X-Ray Tube Current | XRaysTubeCurrent | IS | 1 | |
| (0018,1152) | Exposure | Exposure | IS | 1 | |
| (0018,1153) | Exposure in μ As | ExposureInuAs | IS | 1 | |
| (0018,1154) | Average Pulse Width | AveragePulseWidth | DS | 1 | |

| Tag | Name | Keyword | VR | VM | |
|-------------|---|---|----|-----|--|
| (0018,1155) | Radiation Setting | RadiationSetting | CS | 1 | |
| (0018,1156) | Rectification Type | RectificationType | CS | 1 | |
| (0018,115A) | Radiation Mode | RadiationMode | CS | 1 | |
| (0018,115E) | Image and Fluoroscopy Area Dose Product | ImageAndFluoroscopyAreaDoseProduct | DS | 1 | |
| (0018,1160) | Filter Type | FilterType | SH | 1 | |
| (0018,1161) | Type of Filters | TypeOfFilters | LO | 1-n | |
| (0018,1162) | Intensifier Size | IntensifierSize | DS | 1 | |
| (0018,1164) | Imager Pixel Spacing | ImagerPixelSpacing | DS | 2 | |
| (0018,1166) | Grid | Grid | CS | 1-n | |
| (0018,1170) | Generator Power | GeneratorPower | IS | 1 | |
| (0018,1180) | Collimator/grid Name | CollimatorGridName | SH | 1 | |
| (0018,1181) | Collimator Type | CollimatorType | CS | 1 | |
| (0018,1182) | Focal Distance | FocalDistance | IS | 1-2 | |
| (0018,1183) | X Focus Center | XFocusCenter | DS | 1-2 | |
| (0018,1184) | Y Focus Center | YFocusCenter | DS | 1-2 | |
| (0018,1190) | Focal Spot(s) | FocalSpots | DS | 1-n | |
| (0018,1191) | Anode Target Material | AnodeTargetMaterial | CS | 1 | |
| (0018,11A0) | Body Part Thickness | BodyPartThickness | DS | 1 | |
| (0018,11A2) | Compression Force | CompressionForce | DS | 1 | |
| (0018,11A3) | Compression Pressure | CompressionPressure | DS | 1 | |
| (0018,11A4) | Paddle Description | PaddleDescription | LO | 1 | |
| (0018,11A5) | Compression Contact Area | CompressionContactArea | DS | 1 | |
| (0018,11B0) | Acquisition Mode | AcquisitionMode | LO | 1 | |
| (0018,11B1) | Dose Mode Name | DoseModeName | LO | 1 | |
| (0018,11B2) | Acquired Subtraction Mask Flag | AcquiredSubtractionMaskFlag | CS | 1 | |
| (0018,11B3) | Fluoroscopy Persistence Flag | FluoroscopyPersistenceFlag | CS | 1 | |
| (0018,11B4) | Fluoroscopy Last Image Hold Persistence Flag | FluoroscopyLastImageHoldPersistenceFlag | CS | 1 | |
| (0018,11B5) | Upper Limit Number Of Persistent Fluoroscopy Frames | UpperLimitNumberOfPersistentFluoroscopyFrames | IS | 1 | |
| (0018,11B6) | Contrast/Bolus Auto Injection Trigger Flag | ContrastBolusAutoInjectionTriggerFlag | CS | 1 | |
| (0018,11B7) | Contrast/Bolus Injection Delay | ContrastBolusInjectionDelay | FD | 1 | |
| (0018,11B8) | XA Acquisition Phase Details Sequence | XAAcquisitionPhaseDetailsSequence | SQ | 1 | |
| (0018,11B9) | XA Acquisition Frame Rate | XAAcquisitionFrameRate | FD | 1 | |
| (0018,11BA) | XA Plane Details Sequence | XAPlaneDetailsSequence | SQ | 1 | |
| (0018,11BB) | Acquisition Field of View Label | AcquisitionFieldOfViewLabel | LO | 1 | |
| (0018,11BC) | X-Ray Filter Details Sequence | XRayFilterDetailsSequence | SQ | 1 | |
| (0018,11BD) | XA Acquisition Duration | XAAcquisitionDuration | FD | 1 | |
| (0018,11BE) | Reconstruction Pipeline Type | ReconstructionPipelineType | CS | 1 | |

| Tag | Name | Keyword | VR | VM | |
|-------------|--|--|----|-----|-----|
| (0018,11BF) | Image Filter Details Sequence | ImageFilterDetailsSequence | SQ | 1 | |
| (0018,11C0) | Applied Mask Subtraction Flag | AppliedMaskSubtractionFlag | CS | 1 | |
| (0018,11C1) | Requested Series Description Code Sequence | RequestedSeriesDescriptionCodeSequence | SQ | 1 | |
| (0018,1200) | Date of Last Calibration | DateOfLastCalibration | DA | 1-n | |
| (0018,1201) | Time of Last Calibration | TimeOfLastCalibration | TM | 1-n | |
| (0018,1202) | DateTime of Last Calibration | DateTimeOfLastCalibration | DT | 1 | |
| (0018,1210) | Convolution Kernel | ConvolutionKernel | SH | 1-n | |
| (0018,1240) | Upper/Lower Pixel Values | UpperLowerPixelValues | IS | 1-n | RET |
| (0018,1242) | Actual Frame Duration | ActualFrameDuration | IS | 1 | |
| (0018,1243) | Count Rate | CountRate | IS | 1 | |
| (0018,1244) | Preferred Playback Sequencing | PreferredPlaybackSequencing | US | 1 | |
| (0018,1250) | Receive Coil Name | ReceiveCoilName | SH | 1 | |
| (0018,1251) | Transmit Coil Name | TransmitCoilName | SH | 1 | |
| (0018,1260) | Plate Type | PlateType | SH | 1 | |
| (0018,1261) | Phosphor Type | PhosphorType | LO | 1 | |
| (0018,1271) | Water Equivalent Diameter | WaterEquivalentDiameter | FD | 1 | |
| (0018,1272) | Water Equivalent Diameter Calculation Method Code Sequence | WaterEquivalentDiameterCalculationMethodCodeSequence | SQ | 1 | |
| (0018,1300) | Scan Velocity | ScanVelocity | DS | 1 | |
| (0018,1301) | Whole Body Technique | WholeBodyTechnique | CS | 1-n | |
| (0018,1302) | Scan Length | ScanLength | IS | 1 | |
| (0018,1310) | Acquisition Matrix | AcquisitionMatrix | US | 4 | |
| (0018,1312) | In-plane Phase Encoding Direction | InPlanePhaseEncodingDirection | CS | 1 | |
| (0018,1314) | Flip Angle | FlipAngle | DS | 1 | |
| (0018,1315) | Variable Flip Angle Flag | VariableFlipAngleFlag | CS | 1 | |
| (0018,1316) | SAR | SAR | DS | 1 | |
| (0018,1318) | dB/dt | dBdt | DS | 1 | |
| (0018,1320) | B1rms | B1rms | FL | 1 | |
| (0018,1400) | Acquisition Device Processing Description | AcquisitionDeviceProcessingDescription | LO | 1 | |
| (0018,1401) | Acquisition Device Processing Code | AcquisitionDeviceProcessingCode | LO | 1 | |
| (0018,1402) | Cassette Orientation | CassetteOrientation | CS | 1 | |
| (0018,1403) | Cassette Size | CassetteSize | CS | 1 | |
| (0018,1404) | Exposures on Plate | ExposuresOnPlate | US | 1 | |
| (0018,1405) | Relative X-Ray Exposure | RelativeXRayExposure | IS | 1 | |
| (0018,1411) | Exposure Index | ExposureIndex | DS | 1 | |
| (0018,1412) | Target Exposure Index | TargetExposureIndex | DS | 1 | |
| (0018,1413) | Deviation Index | DeviationIndex | DS | 1 | |
| (0018,1450) | Column Angulation | ColumnAngulation | DS | 1 | |
| (0018,1460) | Tomo Layer Height | TomoLayerHeight | DS | 1 | |
| (0018,1470) | Tomo Angle | TomoAngle | DS | 1 | |

| Tag | Name | Keyword | VR | VM | |
|-------------|--|---------------------------------------|----|------|--|
| (0018,1480) | Tomo Time | TomoTime | DS | 1 | |
| (0018,1490) | Tomo Type | TomoType | CS | 1 | |
| (0018,1491) | Tomo Class | TomoClass | CS | 1 | |
| (0018,1495) | Number of Tomosynthesis Source Images | NumberOfTomosynthesisSourceImages | IS | 1 | |
| (0018,1500) | Positioner Motion | PositionerMotion | CS | 1 | |
| (0018,1508) | Positioner Type | PositionerType | CS | 1 | |
| (0018,1510) | Positioner Primary Angle | PositionerPrimaryAngle | DS | 1 | |
| (0018,1511) | Positioner Secondary Angle | PositionerSecondaryAngle | DS | 1 | |
| (0018,1520) | Positioner Primary Angle Increment | PositionerPrimaryAngleIncrement | DS | 1-n | |
| (0018,1521) | Positioner Secondary Angle Increment | PositionerSecondaryAngleIncrement | DS | 1-n | |
| (0018,1530) | Detector Primary Angle | DetectorPrimaryAngle | DS | 1 | |
| (0018,1531) | Detector Secondary Angle | DetectorSecondaryAngle | DS | 1 | |
| (0018,1600) | Shutter Shape | ShutterShape | CS | 1-3 | |
| (0018,1602) | Shutter Left Vertical Edge | ShutterLeftVerticalEdge | IS | 1 | |
| (0018,1604) | Shutter Right Vertical Edge | ShutterRightVerticalEdge | IS | 1 | |
| (0018,1606) | Shutter Upper Horizontal Edge | ShutterUpperHorizontalEdge | IS | 1 | |
| (0018,1608) | Shutter Lower Horizontal Edge | ShutterLowerHorizontalEdge | IS | 1 | |
| (0018,1610) | Center of Circular Shutter | CenterOfCircularShutter | IS | 2 | |
| (0018,1612) | Radius of Circular Shutter | RadiusOfCircularShutter | IS | 1 | |
| (0018,1620) | Vertices of the Polygonal Shutter | VerticesOfThePolygonalShutter | IS | 2-2n | |
| (0018,1622) | Shutter Presentation Value | ShutterPresentationValue | US | 1 | |
| (0018,1623) | Shutter Overlay Group | ShutterOverlayGroup | US | 1 | |
| (0018,1624) | Shutter Presentation Color CIE Lab Value | ShutterPresentationColorCIE Lab Value | US | 3 | |
| (0018,1630) | Outline Shape Type | OutlineShapeType | CS | 1 | |
| (0018,1631) | Outline Left Vertical Edge | OutlineLeftVerticalEdge | FD | 1 | |
| (0018,1632) | Outline Right Vertical Edge | OutlineRightVerticalEdge | FD | 1 | |
| (0018,1633) | Outline Upper Horizontal Edge | OutlineUpperHorizontalEdge | FD | 1 | |
| (0018,1634) | Outline Lower Horizontal Edge | OutlineLowerHorizontalEdge | FD | 1 | |
| (0018,1635) | Center of Circular Outline | CenterOfCircularOutline | FD | 2 | |
| (0018,1636) | Diameter of Circular Outline | DiameterOfCircularOutline | FD | 1 | |
| (0018,1637) | Number of Polygonal Vertices | NumberOfPolygonalVertices | UL | 1 | |
| (0018,1638) | Vertices of the Polygonal Outline | VerticesOfThePolygonalOutline | OF | 1 | |
| (0018,1700) | Collimator Shape | CollimatorShape | CS | 1-3 | |
| (0018,1702) | Collimator Left Vertical Edge | CollimatorLeftVerticalEdge | IS | 1 | |
| (0018,1704) | Collimator Right Vertical Edge | CollimatorRightVerticalEdge | IS | 1 | |
| (0018,1706) | Collimator Upper Horizontal Edge | CollimatorUpperHorizontalEdge | IS | 1 | |
| (0018,1708) | Collimator Lower Horizontal Edge | CollimatorLowerHorizontalEdge | IS | 1 | |
| (0018,1710) | Center of Circular Collimator | CenterOfCircularCollimator | IS | 2 | |
| (0018,1712) | Radius of Circular Collimator | RadiusOfCircularCollimator | IS | 1 | |

| Tag | Name | Keyword | VR | VM | |
|-------------|---------------------------------------|------------------------------------|----|------|------------|
| (0018,1720) | Vertices of the Polygonal Collimator | VerticesOfThePolygonalCollimator | IS | 2-2n | |
| (0018,1800) | Acquisition Time Synchronized | AcquisitionTimeSynchronized | CS | 1 | |
| (0018,1801) | Time Source | TimeSource | SH | 1 | |
| (0018,1802) | Time Distribution Protocol | TimeDistributionProtocol | CS | 1 | |
| (0018,1803) | NTP Source Address | NTPSourceAddress | LO | 1 | |
| (0018,2001) | Page Number Vector | PageNumberVector | IS | 1-n | |
| (0018,2002) | Frame Label Vector | FrameLabelVector | SH | 1-n | |
| (0018,2003) | Frame Primary Angle Vector | FramePrimaryAngleVector | DS | 1-n | |
| (0018,2004) | Frame Secondary Angle Vector | FrameSecondaryAngleVector | DS | 1-n | |
| (0018,2005) | Slice Location Vector | SliceLocationVector | DS | 1-n | |
| (0018,2006) | Display Window Label Vector | DisplayWindowLabelVector | SH | 1-n | |
| (0018,2010) | Nominal Scanned Pixel Spacing | NominalScannedPixelSpacing | DS | 2 | |
| (0018,2020) | Digitizing Device Transport Direction | DigitizingDeviceTransportDirection | CS | 1 | |
| (0018,2030) | Rotation of Scanned Film | RotationOfScannedFilm | DS | 1 | |
| (0018,2041) | Biopsy Target Sequence | BiopsyTargetSequence | SQ | 1 | |
| (0018,2042) | Target UID | TargetUID | UI | 1 | |
| (0018,2043) | Localizing Cursor Position | LocalizingCursorPosition | FL | 2 | |
| (0018,2044) | Calculated Target Position | CalculatedTargetPosition | FL | 3 | |
| (0018,2045) | Target Label | TargetLabel | SH | 1 | |
| (0018,2046) | Displayed Z Value | DisplayedZValue | FL | 1 | |
| (0018,3100) | IVUS Acquisition | IVUSAcquisition | CS | 1 | |
| (0018,3101) | IVUS Pullback Rate | IVUSPullbackRate | DS | 1 | |
| (0018,3102) | IVUS Gated Rate | IVUSGatedRate | DS | 1 | |
| (0018,3103) | IVUS Pullback Start Frame Number | IVUSPullbackStartFrameNumber | IS | 1 | |
| (0018,3104) | IVUS Pullback Stop Frame Number | IVUSPullbackStopFrameNumber | IS | 1 | |
| (0018,3105) | Lesion Number | LesionNumber | IS | 1-n | |
| (0018,4000) | Acquisition Comments | AcquisitionComments | LT | 1 | RET |
| (0018,5000) | Output Power | OutputPower | SH | 1-n | |
| (0018,5010) | Transducer Data | TransducerData | LO | 1-n | |
| (0018,5011) | Transducer Identification Sequence | TransducerIdentificationSequence | SQ | 1 | |
| (0018,5012) | Focus Depth | FocusDepth | DS | 1 | |
| (0018,5020) | Processing Function | ProcessingFunction | LO | 1 | |
| (0018,5021) | Postprocessing Function | PostprocessingFunction | LO | 1 | RET (2007) |
| (0018,5022) | Mechanical Index | MechanicalIndex | DS | 1 | |
| (0018,5024) | Bone Thermal Index | BoneThermalIndex | DS | 1 | |
| (0018,5026) | Cranial Thermal Index | CranialThermalIndex | DS | 1 | |
| (0018,5027) | Soft Tissue Thermal Index | SoftTissueThermalIndex | DS | 1 | |
| (0018,5028) | Soft Tissue-focus Thermal Index | SoftTissueFocusThermalIndex | DS | 1 | |
| (0018,5029) | Soft Tissue-surface Thermal Index | SoftTissueSurfaceThermalIndex | DS | 1 | |
| (0018,5030) | Dynamic Range | DynamicRange | DS | 1 | RET |

| Tag | Name | Keyword | VR | VM | |
|-------------|--|--------------------------------------|----|----|---------------|
| (0018,5040) | Total Gain | TotalGain | DS | 1 | RET |
| (0018,5050) | Depth of Scan Field | DepthOfScanField | IS | 1 | |
| (0018,5100) | Patient Position | PatientPosition | CS | 1 | |
| (0018,5101) | View Position | ViewPosition | CS | 1 | |
| (0018,5104) | Projection Eponymous Name Code Sequence | ProjectionEponymousNameCodeSequence | SQ | 1 | |
| (0018,5210) | Image Transformation Matrix | ImageTransformationMatrix | DS | 6 | RET (2003) |
| (0018,5212) | Image Translation Vector | ImageTranslationVector | DS | 3 | RET (2003) |
| (0018,6000) | Sensitivity | Sensitivity | DS | 1 | |
| (0018,6011) | Sequence of Ultrasound Regions | SequenceOfUltrasoundRegions | SQ | 1 | |
| (0018,6012) | Region Spatial Format | RegionSpatialFormat | US | 1 | |
| (0018,6014) | Region Data Type | RegionDataType | US | 1 | |
| (0018,6016) | Region Flags | RegionFlags | UL | 1 | |
| (0018,6018) | Region Location Min X0 | RegionLocationMinX0 | UL | 1 | |
| (0018,601A) | Region Location Min Y0 | RegionLocationMinY0 | UL | 1 | |
| (0018,601C) | Region Location Max X1 | RegionLocationMaxX1 | UL | 1 | |
| (0018,601E) | Region Location Max Y1 | RegionLocationMaxY1 | UL | 1 | |
| (0018,6020) | Reference Pixel X0 | ReferencePixelX0 | SL | 1 | |
| (0018,6022) | Reference Pixel Y0 | ReferencePixelY0 | SL | 1 | |
| (0018,6024) | Physical Units X Direction | PhysicalUnitsXDirection | US | 1 | |
| (0018,6026) | Physical Units Y Direction | PhysicalUnitsYDirection | US | 1 | |
| (0018,6028) | Reference Pixel Physical Value X | ReferencePixelPhysicalValueX | FD | 1 | |
| (0018,602A) | Reference Pixel Physical Value Y | ReferencePixelPhysicalValueY | FD | 1 | |
| (0018,602C) | Physical Delta X | PhysicalDeltaX | FD | 1 | |
| (0018,602E) | Physical Delta Y | PhysicalDeltaY | FD | 1 | |
| (0018,6030) | Transducer Frequency | TransducerFrequency | UL | 1 | |
| (0018,6031) | Transducer Type | TransducerType | CS | 1 | |
| (0018,6032) | Pulse Repetition Frequency | PulseRepetitionFrequency | UL | 1 | |
| (0018,6034) | Doppler Correction Angle | DopplerCorrectionAngle | FD | 1 | |
| (0018,6036) | Steering Angle | SteeringAngle | FD | 1 | |
| (0018,6038) | Doppler Sample Volume X Position (Retired) | DopplerSampleVolumeXPosition Retired | UL | 1 | RET (2001) |
| (0018,6039) | Doppler Sample Volume X Position | DopplerSampleVolumeXPosition | SL | 1 | |
| (0018,603A) | Doppler Sample Volume Y Position (Retired) | DopplerSampleVolumeYPosition Retired | UL | 1 | RET (2001) |
| (0018,603B) | Doppler Sample Volume Y Position | DopplerSampleVolumeYPosition | SL | 1 | |
| (0018,603C) | TM-Line Position X0 (Retired) | TMLinePositionX0Retired | UL | 1 | RET (2001) |
| (0018,603D) | TM-Line Position X0 | TMLinePositionX0 | SL | 1 | |
| (0018,603E) | TM-Line Position Y0 (Retired) | TMLinePositionY0Retired | UL | 1 | RET (2001) |

| Tag | Name | Keyword | VR | VM | |
|-------------|--|---|----|-----|---------------|
| (0018,603F) | TM-Line Position Y0 | TMLinePositionY0 | SL | 1 | |
| (0018,6040) | TM-Line Position X1 (Retired) | TMLinePositionX1Retired | UL | 1 | RET (2001) |
| (0018,6041) | TM-Line Position X1 | TMLinePositionX1 | SL | 1 | |
| (0018,6042) | TM-Line Position Y1 (Retired) | TMLinePositionY1Retired | UL | 1 | RET (2001) |
| (0018,6043) | TM-Line Position Y1 | TMLinePositionY1 | SL | 1 | |
| (0018,6044) | Pixel Component Organization | PixelComponentOrganization | US | 1 | |
| (0018,6046) | Pixel Component Mask | PixelComponentMask | UL | 1 | |
| (0018,6048) | Pixel Component Range Start | PixelComponentRangeStart | UL | 1 | |
| (0018,604A) | Pixel Component Range Stop | PixelComponentRangeStop | UL | 1 | |
| (0018,604C) | Pixel Component Physical Units | PixelComponentPhysicalUnits | US | 1 | |
| (0018,604E) | Pixel Component Data Type | PixelComponentDataType | US | 1 | |
| (0018,6050) | Number of Table Break Points | NumberOfTableBreakPoints | UL | 1 | |
| (0018,6052) | Table of X Break Points | TableOfXBreakPoints | UL | 1-n | |
| (0018,6054) | Table of Y Break Points | TableOfYBreakPoints | FD | 1-n | |
| (0018,6056) | Number of Table Entries | NumberOfTableEntries | UL | 1 | |
| (0018,6058) | Table of Pixel Values | TableOfPixelValues | UL | 1-n | |
| (0018,605A) | Table of Parameter Values | TableOfParameterValues | FL | 1-n | |
| (0018,6060) | R Wave Time Vector | RWaveTimeVector | FL | 1-n | |
| (0018,6070) | Active Image Area Overlay Group | ActiveImageAreaOverlayGroup | US | 1 | |
| (0018,7000) | Detector Conditions Nominal Flag | DetectorConditionsNominalFlag | CS | 1 | |
| (0018,7001) | Detector Temperature | DetectorTemperature | DS | 1 | |
| (0018,7004) | Detector Type | DetectorType | CS | 1 | |
| (0018,7005) | Detector Configuration | DetectorConfiguration | CS | 1 | |
| (0018,7006) | Detector Description | DetectorDescription | LT | 1 | |
| (0018,7008) | Detector Mode | DetectorMode | LT | 1 | |
| (0018,700A) | Detector ID | DetectorID | SH | 1 | |
| (0018,700C) | Date of Last Detector Calibration | DateOfLastDetectorCalibration | DA | 1 | |
| (0018,700E) | Time of Last Detector Calibration | TimeOfLastDetectorCalibration | TM | 1 | |
| (0018,7010) | Exposures on Detector Since Last Calibration | ExposuresOnDetectorSinceLastCalibration | IS | 1 | |
| (0018,7011) | Exposures on Detector Since Manufactured | ExposuresOnDetectorSinceManufactured | IS | 1 | |
| (0018,7012) | Detector Time Since Last Exposure | DetectorTimeSinceLastExposure | DS | 1 | |
| (0018,7014) | Detector Active Time | DetectorActiveTime | DS | 1 | |
| (0018,7016) | Detector Activation Offset From Exposure | DetectorActivationOffsetFromExposure | DS | 1 | |
| (0018,701A) | Detector Binning | DetectorBinning | DS | 2 | |
| (0018,7020) | Detector Element Physical Size | DetectorElementPhysicalSize | DS | 2 | |
| (0018,7022) | Detector Element Spacing | DetectorElementSpacing | DS | 2 | |
| (0018,7024) | Detector Active Shape | DetectorActiveShape | CS | 1 | |
| (0018,7026) | Detector Active Dimension(s) | DetectorActiveDimensions | DS | 1-2 | |

| Tag | Name | Keyword | VR | VM | |
|-------------|--|---|----|-----|--|
| (0018,7028) | Detector Active Origin | DetectorActiveOrigin | DS | 2 | |
| (0018,702A) | Detector Manufacturer Name | DetectorManufacturerName | LO | 1 | |
| (0018,702B) | Detector Manufacturer's Model Name | DetectorManufacturerModelName | LO | 1 | |
| (0018,7030) | Field of View Origin | FieldOfViewOrigin | DS | 2 | |
| (0018,7032) | Field of View Rotation | FieldOfViewRotation | DS | 1 | |
| (0018,7034) | Field of View Horizontal Flip | FieldOfViewHorizontalFlip | CS | 1 | |
| (0018,7036) | Pixel Data Area Origin Relative To FOV | PixelDataAreaOriginRelativeToFOV | FL | 2 | |
| (0018,7038) | Pixel Data Area Rotation Angle Relative To FOV | PixelDataAreaRotationAngleRelativeToFOV | FL | 1 | |
| (0018,7040) | Grid Absorbing Material | GridAbsorbingMaterial | LT | 1 | |
| (0018,7041) | Grid Spacing Material | GridSpacingMaterial | LT | 1 | |
| (0018,7042) | Grid Thickness | GridThickness | DS | 1 | |
| (0018,7044) | Grid Pitch | GridPitch | DS | 1 | |
| (0018,7046) | Grid Aspect Ratio | GridAspectRatio | IS | 2 | |
| (0018,7048) | Grid Period | GridPeriod | DS | 1 | |
| (0018,704C) | Grid Focal Distance | GridFocalDistance | DS | 1 | |
| (0018,7050) | Filter Material | FilterMaterial | CS | 1-n | |
| (0018,7052) | Filter Thickness Minimum | FilterThicknessMinimum | DS | 1-n | |
| (0018,7054) | Filter Thickness Maximum | FilterThicknessMaximum | DS | 1-n | |
| (0018,7056) | Filter Beam Path Length Minimum | FilterBeamPathLengthMinimum | FL | 1-n | |
| (0018,7058) | Filter Beam Path Length Maximum | FilterBeamPathLengthMaximum | FL | 1-n | |
| (0018,7060) | Exposure Control Mode | ExposureControlMode | CS | 1 | |
| (0018,7062) | Exposure Control Mode Description | ExposureControlModeDescription | LT | 1 | |
| (0018,7064) | Exposure Status | ExposureStatus | CS | 1 | |
| (0018,7065) | Phototimer Setting | PhototimerSetting | DS | 1 | |
| (0018,8150) | Exposure Time in μ S | ExposureTimeInuS | DS | 1 | |
| (0018,8151) | X-Ray Tube Current in μ A | XRayTubeCurrentInuA | DS | 1 | |
| (0018,9004) | Content Qualification | ContentQualification | CS | 1 | |
| (0018,9005) | Pulse Sequence Name | PulseSequenceName | SH | 1 | |
| (0018,9006) | MR Imaging Modifier Sequence | MRImagingModifierSequence | SQ | 1 | |
| (0018,9008) | Echo Pulse Sequence | EchoPulseSequence | CS | 1 | |
| (0018,9009) | Inversion Recovery | InversionRecovery | CS | 1 | |
| (0018,9010) | Flow Compensation | FlowCompensation | CS | 1 | |
| (0018,9011) | Multiple Spin Echo | MultipleSpinEcho | CS | 1 | |
| (0018,9012) | Multi-planar Excitation | MultiPlanarExcitation | CS | 1 | |
| (0018,9014) | Phase Contrast | PhaseContrast | CS | 1 | |
| (0018,9015) | Time of Flight Contrast | TimeOfFlightContrast | CS | 1 | |
| (0018,9016) | Spoiling | Spoiling | CS | 1 | |
| (0018,9017) | Steady State Pulse Sequence | SteadyStatePulseSequence | CS | 1 | |
| (0018,9018) | Echo Planar Pulse Sequence | EchoPlanarPulseSequence | CS | 1 | |

| Tag | Name | Keyword | VR | VM | |
|-------------|---|--------------------------------------|----|-----|--|
| (0018,9019) | Tag Angle First Axis | TagAngleFirstAxis | FD | 1 | |
| (0018,9020) | Magnetization Transfer | MagnetizationTransfer | CS | 1 | |
| (0018,9021) | T2 Preparation | T2Preparation | CS | 1 | |
| (0018,9022) | Blood Signal Nulling | BloodSignalNulling | CS | 1 | |
| (0018,9024) | Saturation Recovery | SaturationRecovery | CS | 1 | |
| (0018,9025) | Spectrally Selected Suppression | SpectrallySelectedSuppression | CS | 1 | |
| (0018,9026) | Spectrally Selected Excitation | SpectrallySelectedExcitation | CS | 1 | |
| (0018,9027) | Spatial Pre-saturation | SpatialPresaturation | CS | 1 | |
| (0018,9028) | Tagging | Tagging | CS | 1 | |
| (0018,9029) | Oversampling Phase | OversamplingPhase | CS | 1 | |
| (0018,9030) | Tag Spacing First Dimension | TagSpacingFirstDimension | FD | 1 | |
| (0018,9032) | Geometry of k-Space Traversal | GeometryOfKSpaceTraversal | CS | 1 | |
| (0018,9033) | Segmented k-Space Traversal | SegmentedKSpaceTraversal | CS | 1 | |
| (0018,9034) | Rectilinear Phase Encode Reordering | RectilinearPhaseEncode Reordering | CS | 1 | |
| (0018,9035) | Tag Thickness | TagThickness | FD | 1 | |
| (0018,9036) | Partial Fourier Direction | PartialFourierDirection | CS | 1 | |
| (0018,9037) | Cardiac Synchronization Technique | CardiacSynchronizationTechnique | CS | 1 | |
| (0018,9041) | Receive Coil Manufacturer Name | ReceiveCoilManufacturerName | LO | 1 | |
| (0018,9042) | MR Receive Coil Sequence | MRReceiveCoilSequence | SQ | 1 | |
| (0018,9043) | Receive Coil Type | ReceiveCoilType | CS | 1 | |
| (0018,9044) | Quadrature Receive Coil | QuadratureReceiveCoil | CS | 1 | |
| (0018,9045) | Multi-Coil Definition Sequence | MultiCoilDefinitionSequence | SQ | 1 | |
| (0018,9046) | Multi-Coil Configuration | MultiCoilConfiguration | LO | 1 | |
| (0018,9047) | Multi-Coil Element Name | MultiCoilElementName | SH | 1 | |
| (0018,9048) | Multi-Coil Element Used | MultiCoilElementUsed | CS | 1 | |
| (0018,9049) | MR Transmit Coil Sequence | MRTransmitCoilSequence | SQ | 1 | |
| (0018,9050) | Transmit Coil Manufacturer Name | TransmitCoilManufacturerName | LO | 1 | |
| (0018,9051) | Transmit Coil Type | TransmitCoilType | CS | 1 | |
| (0018,9052) | Spectral Width | SpectralWidth | FD | 1-2 | |
| (0018,9053) | Chemical Shift Reference | ChemicalShiftReference | FD | 1-2 | |
| (0018,9054) | Volume Localization Technique | VolumeLocalizationTechnique | CS | 1 | |
| (0018,9058) | MR Acquisition Frequency Encoding Steps | MRAcquisitionFrequencyEncoding Steps | US | 1 | |
| (0018,9059) | De-coupling | Decoupling | CS | 1 | |
| (0018,9060) | De-coupled Nucleus | DecoupledNucleus | CS | 1-2 | |
| (0018,9061) | De-coupling Frequency | DecouplingFrequency | FD | 1-2 | |
| (0018,9062) | De-coupling Method | DecouplingMethod | CS | 1 | |
| (0018,9063) | De-coupling Chemical Shift Reference | DecouplingChemicalShift Reference | FD | 1-2 | |
| (0018,9064) | k-space Filtering | KSpaceFiltering | CS | 1 | |
| (0018,9065) | Time Domain Filtering | TimeDomainFiltering | CS | 1-2 | |

| Tag | Name | Keyword | VR | VM | |
|-------------|---|---|-----------|----------|-------------------|
| (0018,9066) | Number of Zero Fills | NumberOfZeroFills | US | 1-2 | |
| (0018,9067) | Baseline Correction | BaselineCorrection | CS | 1 | |
| (0018,9069) | Parallel Reduction Factor In-plane | ParallelReductionFactorInPlane | FD | 1 | |
| (0018,9070) | Cardiac R-R Interval Specified | CardiacRRIntervalSpecified | FD | 1 | |
| (0018,9073) | Acquisition Duration | AcquisitionDuration | FD | 1 | |
| (0018,9074) | Frame Acquisition DateTime | FrameAcquisitionDateTime | DT | 1 | |
| (0018,9075) | Diffusion Directionality | DiffusionDirectionality | CS | 1 | |
| (0018,9076) | Diffusion Gradient Direction Sequence | DiffusionGradientDirectionSequence | SQ | 1 | |
| (0018,9077) | Parallel Acquisition | ParallelAcquisition | CS | 1 | |
| (0018,9078) | Parallel Acquisition Technique | ParallelAcquisitionTechnique | CS | 1 | |
| (0018,9079) | Inversion Times | InversionTimes | FD | 1-n | |
| (0018,9080) | Metabolite Map Description | MetaboliteMapDescription | ST | 1 | |
| (0018,9081) | Partial Fourier | PartialFourier | CS | 1 | |
| (0018,9082) | Effective Echo Time | EffectiveEchoTime | FD | 1 | |
| (0018,9083) | Metabolite Map Code Sequence | MetaboliteMapCodeSequence | SQ | 1 | |
| (0018,9084) | Chemical Shift Sequence | ChemicalShiftSequence | SQ | 1 | |
| (0018,9085) | Cardiac Signal Source | CardiacSignalSource | CS | 1 | |
| (0018,9087) | Diffusion b-value | DiffusionBValue | FD | 1 | |
| (0018,9089) | Diffusion Gradient Orientation | DiffusionGradientOrientation | FD | 3 | |
| (0018,9090) | Velocity Encoding Direction | VelocityEncodingDirection | FD | 3 | |
| (0018,9091) | Velocity Encoding Minimum Value | VelocityEncodingMinimumValue | FD | 1 | |
| (0018,9092) | Velocity Encoding Acquisition Sequence | VelocityEncodingAcquisitionSequence | SQ | 1 | |
| (0018,9093) | Number of k-Space Trajectories | NumberOfKSpaceTrajectories | US | 1 | |
| (0018,9094) | Coverage of k-Space | CoverageOfKSpace | CS | 1 | |
| (0018,9095) | Spectroscopy Acquisition Phase Rows | SpectroscopyAcquisitionPhaseRows | UL | 1 | |
| (0018,9096) | <i>Parallel Reduction Factor In-plane (Retired)</i> | <i>ParallelReductionFactorInPlane Retired</i> | <i>FD</i> | <i>1</i> | <i>RET (2007)</i> |
| (0018,9098) | Transmitter Frequency | TransmitterFrequency | FD | 1-2 | |
| (0018,9100) | Resonant Nucleus | ResonantNucleus | CS | 1-2 | |
| (0018,9101) | Frequency Correction | FrequencyCorrection | CS | 1 | |
| (0018,9103) | MR Spectroscopy FOV/Geometry Sequence | MRspectroscopyFOVGeometrySequence | SQ | 1 | |
| (0018,9104) | Slab Thickness | SlabThickness | FD | 1 | |
| (0018,9105) | Slab Orientation | SlabOrientation | FD | 3 | |
| (0018,9106) | Mid Slab Position | MidSlabPosition | FD | 3 | |
| (0018,9107) | MR Spatial Saturation Sequence | MRSpatialSaturationSequence | SQ | 1 | |
| (0018,9112) | MR Timing and Related Parameters Sequence | MRTimingAndRelatedParametersSequence | SQ | 1 | |
| (0018,9114) | MR Echo Sequence | MREchoSequence | SQ | 1 | |
| (0018,9115) | MR Modifier Sequence | MRModifierSequence | SQ | 1 | |

| Tag | Name | Keyword | VR | VM | |
|-------------|---|---|----|----|------------|
| (0018,9117) | MR Diffusion Sequence | MRDiffusionSequence | SQ | 1 | |
| (0018,9118) | Cardiac Synchronization Sequence | CardiacSynchronizationSequence | SQ | 1 | |
| (0018,9119) | MR Averages Sequence | MRAveragesSequence | SQ | 1 | |
| (0018,9125) | MR FOV/Geometry Sequence | MRFOVGeometrySequence | SQ | 1 | |
| (0018,9126) | Volume Localization Sequence | VolumeLocalizationSequence | SQ | 1 | |
| (0018,9127) | Spectroscopy Acquisition Data Columns | SpectroscopyAcquisitionDataColumns | UL | 1 | |
| (0018,9147) | Diffusion Anisotropy Type | DiffusionAnisotropyType | CS | 1 | |
| (0018,9151) | Frame Reference DateTime | FrameReferenceDateTime | DT | 1 | |
| (0018,9152) | MR Metabolite Map Sequence | MRMetaboliteMapSequence | SQ | 1 | |
| (0018,9155) | Parallel Reduction Factor out-of-plane | ParallelReductionFactorOutOfPlane | FD | 1 | |
| (0018,9159) | Spectroscopy Acquisition Out-of-plane Phase Steps | SpectroscopyAcquisitionOutOfPlanePhaseSteps | UL | 1 | |
| (0018,9166) | <i>Bulk Motion Status</i> | <i>BulkMotionStatus</i> | CS | 1 | RET (2007) |
| (0018,9168) | Parallel Reduction Factor Second In-plane | ParallelReductionFactorSecondInPlane | FD | 1 | |
| (0018,9169) | Cardiac Beat Rejection Technique | CardiacBeatRejectionTechnique | CS | 1 | |
| (0018,9170) | Respiratory Motion Compensation Technique | RespiratoryMotionCompensationTechnique | CS | 1 | |
| (0018,9171) | Respiratory Signal Source | RespiratorySignalSource | CS | 1 | |
| (0018,9172) | Bulk Motion Compensation Technique | BulkMotionCompensationTechnique | CS | 1 | |
| (0018,9173) | Bulk Motion Signal Source | BulkMotionSignalSource | CS | 1 | |
| (0018,9174) | Applicable Safety Standard Agency | ApplicableSafetyStandardAgency | CS | 1 | |
| (0018,9175) | Applicable Safety Standard Description | ApplicableSafetyStandardDescription | LO | 1 | |
| (0018,9176) | Operating Mode Sequence | OperatingModeSequence | SQ | 1 | |
| (0018,9177) | Operating Mode Type | OperatingModeType | CS | 1 | |
| (0018,9178) | Operating Mode | OperatingMode | CS | 1 | |
| (0018,9179) | Specific Absorption Rate Definition | SpecificAbsorptionRateDefinition | CS | 1 | |
| (0018,9180) | Gradient Output Type | GradientOutputType | CS | 1 | |
| (0018,9181) | Specific Absorption Rate Value | SpecificAbsorptionRateValue | FD | 1 | |
| (0018,9182) | Gradient Output | GradientOutput | FD | 1 | |
| (0018,9183) | Flow Compensation Direction | FlowCompensationDirection | CS | 1 | |
| (0018,9184) | Tagging Delay | TaggingDelay | FD | 1 | |
| (0018,9185) | Respiratory Motion Compensation Technique Description | RespiratoryMotionCompensationTechniqueDescription | ST | 1 | |
| (0018,9186) | Respiratory Signal Source ID | RespiratorySignalSourceID | SH | 1 | |
| (0018,9195) | <i>Chemical Shift Minimum Integration Limit in Hz</i> | <i>ChemicalShiftMinimumIntegrationLimitInHz</i> | FD | 1 | RET (2003) |
| (0018,9196) | <i>Chemical Shift Maximum Integration Limit in Hz</i> | <i>ChemicalShiftMaximumIntegrationLimitInHz</i> | FD | 1 | RET (2003) |
| (0018,9197) | MR Velocity Encoding Sequence | MRVelocityEncodingSequence | SQ | 1 | |

| Tag | Name | Keyword | VR | VM | |
|-------------|--|---|----|----|--|
| (0018,9198) | First Order Phase Correction | FirstOrderPhaseCorrection | CS | 1 | |
| (0018,9199) | Water Referenced Phase Correction | WaterReferencedPhaseCorrection | CS | 1 | |
| (0018,9200) | MR Spectroscopy Acquisition Type | MRSpectroscopyAcquisitionType | CS | 1 | |
| (0018,9214) | Respiratory Cycle Position | RespiratoryCyclePosition | CS | 1 | |
| (0018,9217) | Velocity Encoding Maximum Value | VelocityEncodingMaximumValue | FD | 1 | |
| (0018,9218) | Tag Spacing Second Dimension | TagSpacingSecondDimension | FD | 1 | |
| (0018,9219) | Tag Angle Second Axis | TagAngleSecondAxis | SS | 1 | |
| (0018,9220) | Frame Acquisition Duration | FrameAcquisitionDuration | FD | 1 | |
| (0018,9226) | MR Image Frame Type Sequence | MRImageFrameTypeSequence | SQ | 1 | |
| (0018,9227) | MR Spectroscopy Frame Type Sequence | MRSpectroscopyFrameTypeSequence | SQ | 1 | |
| (0018,9231) | MR Acquisition Phase Encoding Steps in-plane | MRAcquisitionPhaseEncodingStepsInPlane | US | 1 | |
| (0018,9232) | MR Acquisition Phase Encoding Steps out-of-plane | MRAcquisitionPhaseEncodingStepsOutOfPlane | US | 1 | |
| (0018,9234) | Spectroscopy Acquisition Phase Columns | SpectroscopyAcquisitionPhaseColumns | UL | 1 | |
| (0018,9236) | Cardiac Cycle Position | CardiacCyclePosition | CS | 1 | |
| (0018,9239) | Specific Absorption Rate Sequence | SpecificAbsorptionRateSequence | SQ | 1 | |
| (0018,9240) | RF Echo Train Length | RFEchoTrainLength | US | 1 | |
| (0018,9241) | Gradient Echo Train Length | GradientEchoTrainLength | US | 1 | |
| (0018,9250) | Arterial Spin Labeling Contrast | ArterialSpinLabelingContrast | CS | 1 | |
| (0018,9251) | MR Arterial Spin Labeling Sequence | MRArterialSpinLabelingSequence | SQ | 1 | |
| (0018,9252) | ASL Technique Description | ASLTechniqueDescription | LO | 1 | |
| (0018,9253) | ASL Slab Number | ASLSlabNumber | US | 1 | |
| (0018,9254) | ASL Slab Thickness | ASLSlabThickness | FD | 1 | |
| (0018,9255) | ASL Slab Orientation | ASLSlabOrientation | FD | 3 | |
| (0018,9256) | ASL Mid Slab Position | ASLMidSlabPosition | FD | 3 | |
| (0018,9257) | ASL Context | ASLContext | CS | 1 | |
| (0018,9258) | ASL Pulse Train Duration | ASLPulseTrainDuration | UL | 1 | |
| (0018,9259) | ASL Crusher Flag | ASLCrusherFlag | CS | 1 | |
| (0018,925A) | ASL Crusher Flow Limit | ASLCrusherFlowLimit | FD | 1 | |
| (0018,925B) | ASL Crusher Description | ASLCrusherDescription | LO | 1 | |
| (0018,925C) | ASL Bolus Cut-off Flag | ASLBolusCutoffFlag | CS | 1 | |
| (0018,925D) | ASL Bolus Cut-off Timing Sequence | ASLBolusCutoffTimingSequence | SQ | 1 | |
| (0018,925E) | ASL Bolus Cut-off Technique | ASLBolusCutoffTechnique | LO | 1 | |
| (0018,925F) | ASL Bolus Cut-off Delay Time | ASLBolusCutoffDelayTime | UL | 1 | |
| (0018,9260) | ASL Slab Sequence | ASLSlabSequence | SQ | 1 | |
| (0018,9295) | Chemical Shift Minimum Integration Limit in ppm | ChemicalShiftMinimumIntegrationLimitInppm | FD | 1 | |
| (0018,9296) | Chemical Shift Maximum Integration Limit in ppm | ChemicalShiftMaximumIntegrationLimitInppm | FD | 1 | |

| Tag | Name | Keyword | VR | VM | |
|-------------|---|---------------------------------------|----|-----|--|
| (0018,9297) | Water Reference Acquisition | WaterReferenceAcquisition | CS | 1 | |
| (0018,9298) | Echo Peak Position | EchoPeakPosition | IS | 1 | |
| (0018,9301) | CT Acquisition Type Sequence | CTAcquisitionTypeSequence | SQ | 1 | |
| (0018,9302) | Acquisition Type | AcquisitionType | CS | 1 | |
| (0018,9303) | Tube Angle | TubeAngle | FD | 1 | |
| (0018,9304) | CT Acquisition Details Sequence | CTAcquisitionDetailsSequence | SQ | 1 | |
| (0018,9305) | Revolution Time | RevolutionTime | FD | 1 | |
| (0018,9306) | Single Collimation Width | SingleCollimationWidth | FD | 1 | |
| (0018,9307) | Total Collimation Width | TotalCollimationWidth | FD | 1 | |
| (0018,9308) | CT Table Dynamics Sequence | CTTableDynamicsSequence | SQ | 1 | |
| (0018,9309) | Table Speed | TableSpeed | FD | 1 | |
| (0018,9310) | Table Feed per Rotation | TableFeedPerRotation | FD | 1 | |
| (0018,9311) | Spiral Pitch Factor | SpiralPitchFactor | FD | 1 | |
| (0018,9312) | CT Geometry Sequence | CTGeometrySequence | SQ | 1 | |
| (0018,9313) | Data Collection Center (Patient) | DataCollectionCenterPatient | FD | 3 | |
| (0018,9314) | CT Reconstruction Sequence | CTReconstructionSequence | SQ | 1 | |
| (0018,9315) | Reconstruction Algorithm | ReconstructionAlgorithm | CS | 1 | |
| (0018,9316) | Convolution Kernel Group | ConvolutionKernelGroup | CS | 1 | |
| (0018,9317) | Reconstruction Field of View | ReconstructionFieldOfView | FD | 2 | |
| (0018,9318) | Reconstruction Target Center (Patient) | ReconstructionTargetCenterPatient | FD | 3 | |
| (0018,9319) | Reconstruction Angle | ReconstructionAngle | FD | 1 | |
| (0018,9320) | Image Filter | ImageFilter | SH | 1 | |
| (0018,9321) | CT Exposure Sequence | CTExposureSequence | SQ | 1 | |
| (0018,9322) | Reconstruction Pixel Spacing | ReconstructionPixelSpacing | FD | 2 | |
| (0018,9323) | Exposure Modulation Type | ExposureModulationType | CS | 1-n | |
| (0018,9324) | Estimated Dose Saving | EstimatedDoseSaving | FD | 1 | |
| (0018,9325) | CT X-Ray Details Sequence | CTXRayDetailsSequence | SQ | 1 | |
| (0018,9326) | CT Position Sequence | CTPositionSequence | SQ | 1 | |
| (0018,9327) | Table Position | TablePosition | FD | 1 | |
| (0018,9328) | Exposure Time in ms | ExposureTimeInms | FD | 1 | |
| (0018,9329) | CT Image Frame Type Sequence | CTImageFrameTypeSequence | SQ | 1 | |
| (0018,9330) | X-Ray Tube Current in mA | XRRayTubeCurrentInmA | FD | 1 | |
| (0018,9332) | Exposure in mAs | ExposureInmAs | FD | 1 | |
| (0018,9333) | Constant Volume Flag | ConstantVolumeFlag | CS | 1 | |
| (0018,9334) | Fluoroscopy Flag | FluoroscopyFlag | CS | 1 | |
| (0018,9335) | Distance Source to Data Collection Center | DistanceSourceToDataCollectionCenter | FD | 1 | |
| (0018,9337) | Contrast/Bolus Agent Number | ContrastBolusAgentNumber | US | 1 | |
| (0018,9338) | Contrast/Bolus Ingredient Code Sequence | ContrastBolusIngredientCodeSequence | SQ | 1 | |
| (0018,9340) | Contrast Administration Profile Sequence | ContrastAdministrationProfileSequence | SQ | 1 | |

| Tag | Name | Keyword | VR | VM | |
|-------------|--|--------------------------------------|----|-----|--|
| (0018,9341) | Contrast/Bolus Usage Sequence | ContrastBolusUsageSequence | SQ | 1 | |
| (0018,9342) | Contrast/Bolus Agent Administered | ContrastBolusAgentAdministered | CS | 1 | |
| (0018,9343) | Contrast/Bolus Agent Detected | ContrastBolusAgentDetected | CS | 1 | |
| (0018,9344) | Contrast/Bolus Agent Phase | ContrastBolusAgentPhase | CS | 1 | |
| (0018,9345) | CTDIvol | CTDIvol | FD | 1 | |
| (0018,9346) | CTDI Phantom Type Code Sequence | CTDIPhantomTypeCodeSequence | SQ | 1 | |
| (0018,9351) | Calcium Scoring Mass Factor Patient | CalciumScoringMassFactorPatient | FL | 1 | |
| (0018,9352) | Calcium Scoring Mass Factor Device | CalciumScoringMassFactorDevice | FL | 3 | |
| (0018,9353) | Energy Weighting Factor | EnergyWeightingFactor | FL | 1 | |
| (0018,9360) | CT Additional X-Ray Source Sequence | CTAdditionalXRaySourceSequence | SQ | 1 | |
| (0018,9361) | Multi-energy CT Acquisition | MultienergyCTAcquisition | CS | 1 | |
| (0018,9362) | Multi-energy CT Acquisition Sequence | MultienergyCTAcquisitionSequence | SQ | 1 | |
| (0018,9363) | Multi-energy CT Processing Sequence | MultienergyCTProcessingSequence | SQ | 1 | |
| (0018,9364) | Multi-energy CT Characteristics Sequence | MultienergyCTCharacteristicsSequence | SQ | 1 | |
| (0018,9365) | Multi-energy CT X-Ray Source Sequence | MultienergyCTXRaySourceSequence | SQ | 1 | |
| (0018,9366) | X-Ray Source Index | XRaySourceIndex | US | 1 | |
| (0018,9367) | X-Ray Source ID | XRaySourceID | UC | 1 | |
| (0018,9368) | Multi-energy Source Technique | MultienergySourceTechnique | CS | 1 | |
| (0018,9369) | Source Start DateTime | SourceStartDateTime | DT | 1 | |
| (0018,936A) | Source End DateTime | SourceEndDateTime | DT | 1 | |
| (0018,936B) | Switching Phase Number | SwitchingPhaseNumber | US | 1 | |
| (0018,936C) | Switching Phase Nominal Duration | SwitchingPhaseNominalDuration | DS | 1 | |
| (0018,936D) | Switching Phase Transition Duration | SwitchingPhaseTransitionDuration | DS | 1 | |
| (0018,936E) | Effective Bin Energy | EffectiveBinEnergy | DS | 1 | |
| (0018,936F) | Multi-energy CT X-Ray Detector Sequence | MultienergyCTXRayDetectorSequence | SQ | 1 | |
| (0018,9370) | X-Ray Detector Index | XRayDetectorIndex | US | 1 | |
| (0018,9371) | X-Ray Detector ID | XRayDetectorID | UC | 1 | |
| (0018,9372) | Multi-energy Detector Type | MultienergyDetectorType | CS | 1 | |
| (0018,9373) | X-Ray Detector Label | XRayDetectorLabel | ST | 1 | |
| (0018,9374) | Nominal Max Energy | NominalMaxEnergy | DS | 1 | |
| (0018,9375) | Nominal Min Energy | NominalMinEnergy | DS | 1 | |
| (0018,9376) | Referenced X-Ray Detector Index | ReferencedXRayDetectorIndex | US | 1-n | |
| (0018,9377) | Referenced X-Ray Source Index | ReferencedXRaySourceIndex | US | 1-n | |
| (0018,9378) | Referenced Path Index | ReferencedPathIndex | US | 1-n | |

| Tag | Name | Keyword | VR | VM | |
|-------------|--|--|----|-----|--|
| (0018,9379) | Multi-energy CT Path Sequence | MultienergyCTPathSequence | SQ | 1 | |
| (0018,937A) | Multi-energy CT Path Index | MultienergyCTPathIndex | US | 1 | |
| (0018,937B) | Multi-energy Acquisition Description | MultienergyAcquisitionDescription | UT | 1 | |
| (0018,937C) | Monoenergetic Energy Equivalent | MonoenergeticEnergyEquivalent | FD | 1 | |
| (0018,937D) | Material Code Sequence | MaterialCodeSequence | SQ | 1 | |
| (0018,937E) | Decomposition Method | DecompositionMethod | CS | 1 | |
| (0018,937F) | Decomposition Description | DecompositionDescription | UT | 1 | |
| (0018,9380) | Decomposition Algorithm Identification Sequence | DecompositionAlgorithmIdentificationSequence | SQ | 1 | |
| (0018,9381) | Decomposition Material Sequence | DecompositionMaterialSequence | SQ | 1 | |
| (0018,9382) | Material Attenuation Sequence | MaterialAttenuationSequence | SQ | 1 | |
| (0018,9383) | Photon Energy | PhotonEnergy | DS | 1 | |
| (0018,9384) | X-Ray Mass Attenuation Coefficient | XRyMassAttenuationCoefficient | DS | 1 | |
| (0018,9401) | Projection Pixel Calibration Sequence | ProjectionPixelCalibrationSequence | SQ | 1 | |
| (0018,9402) | Distance Source to Isocenter | DistanceSourceToIsocenter | FL | 1 | |
| (0018,9403) | Distance Object to Table Top | DistanceObjectToTableTop | FL | 1 | |
| (0018,9404) | Object Pixel Spacing in Center of Beam | ObjectPixelSpacingInCenterOfBeam | FL | 2 | |
| (0018,9405) | Positioner Position Sequence | PositionerPositionSequence | SQ | 1 | |
| (0018,9406) | Table Position Sequence | TablePositionSequence | SQ | 1 | |
| (0018,9407) | Collimator Shape Sequence | CollimatorShapeSequence | SQ | 1 | |
| (0018,9410) | Planes in Acquisition | PlanesInAcquisition | CS | 1 | |
| (0018,9412) | XA/XRF Frame Characteristics Sequence | XAXRFFrameCharacteristicsSequence | SQ | 1 | |
| (0018,9417) | Frame Acquisition Sequence | FrameAcquisitionSequence | SQ | 1 | |
| (0018,9420) | X-Ray Receptor Type | XRyReceptorType | CS | 1 | |
| (0018,9423) | Acquisition Protocol Name | AcquisitionProtocolName | LO | 1 | |
| (0018,9424) | Acquisition Protocol Description | AcquisitionProtocolDescription | LT | 1 | |
| (0018,9425) | Contrast/Bolus Ingredient Opaque | ContrastBolusIngredientOpaque | CS | 1 | |
| (0018,9426) | Distance Receptor Plane to Detector Housing | DistanceReceptorPlaneToDetectorHousing | FL | 1 | |
| (0018,9427) | Intensifier Active Shape | IntensifierActiveShape | CS | 1 | |
| (0018,9428) | Intensifier Active Dimension(s) | IntensifierActiveDimensions | FL | 1-2 | |
| (0018,9429) | Physical Detector Size | PhysicalDetectorSize | FL | 2 | |
| (0018,9430) | Position of Isocenter Projection | PositionOfIsocenterProjection | FL | 2 | |
| (0018,9432) | Field of View Sequence | FieldOfViewSequence | SQ | 1 | |
| (0018,9433) | Field of View Description | FieldOfViewDescription | LO | 1 | |
| (0018,9434) | Exposure Control Sensing Regions Sequence | ExposureControlSensingRegionsSequence | SQ | 1 | |
| (0018,9435) | Exposure Control Sensing Region Shape | ExposureControlSensingRegionShape | CS | 1 | |
| (0018,9436) | Exposure Control Sensing Region Left Vertical Edge | ExposureControlSensingRegionLeftVerticalEdge | SS | 1 | |

| Tag | Name | Keyword | VR | VM | |
|-------------|---|--|----|-----|----------------------------------|
| (0018,9437) | Exposure Control Sensing Region Right Vertical Edge | ExposureControlSensingRegionRightVerticalEdge | SS | 1 | |
| (0018,9438) | Exposure Control Sensing Region Upper Horizontal Edge | ExposureControlSensingRegionUpperHorizontalEdge | SS | 1 | |
| (0018,9439) | Exposure Control Sensing Region Lower Horizontal Edge | ExposureControlSensingRegionLowerHorizontalEdge | SS | 1 | |
| (0018,9440) | Center of Circular Exposure Control Sensing Region | CenterOfCircularExposureControlSensingRegion | SS | 2 | |
| (0018,9441) | Radius of Circular Exposure Control Sensing Region | RadiusOfCircularExposureControlSensingRegion | US | 1 | |
| (0018,9442) | Vertices of the Polygonal Exposure Control Sensing Region | VerticesOfThePolygonalExposureControlSensingRegion | SS | 2-n | |
| (0018,9445) | | | | | RET (2004) - See Note 3 |
| (0018,9447) | Column Angulation (Patient) | ColumnAngulationPatient | FL | 1 | |
| (0018,9449) | Beam Angle | BeamAngle | FL | 1 | |
| (0018,9451) | Frame Detector Parameters Sequence | FrameDetectorParametersSequence | SQ | 1 | |
| (0018,9452) | Calculated Anatomy Thickness | CalculatedAnatomyThickness | FL | 1 | |
| (0018,9455) | Calibration Sequence | CalibrationSequence | SQ | 1 | |
| (0018,9456) | Object Thickness Sequence | ObjectThicknessSequence | SQ | 1 | |
| (0018,9457) | Plane Identification | PlaneIdentification | CS | 1 | |
| (0018,9461) | Field of View Dimension(s) in Float | FieldOfViewDimensionsInFloat | FL | 1-2 | |
| (0018,9462) | Isocenter Reference System Sequence | IsocenterReferenceSystemSequence | SQ | 1 | |
| (0018,9463) | Positioner Isocenter Primary Angle | PositionerIsocenterPrimaryAngle | FL | 1 | |
| (0018,9464) | Positioner Isocenter Secondary Angle | PositionerIsocenterSecondaryAngle | FL | 1 | |
| (0018,9465) | Positioner Isocenter Detector Rotation Angle | PositionerIsocenterDetectorRotationAngle | FL | 1 | |
| (0018,9466) | Table X Position to Isocenter | TableXPositionToIsocenter | FL | 1 | |
| (0018,9467) | Table Y Position to Isocenter | TableYPositionToIsocenter | FL | 1 | |
| (0018,9468) | Table Z Position to Isocenter | TableZPositionToIsocenter | FL | 1 | |
| (0018,9469) | Table Horizontal Rotation Angle | TableHorizontalRotationAngle | FL | 1 | |
| (0018,9470) | Table Head Tilt Angle | TableHeadTiltAngle | FL | 1 | |
| (0018,9471) | Table Cradle Tilt Angle | TableCradleTiltAngle | FL | 1 | |
| (0018,9472) | Frame Display Shutter Sequence | FrameDisplayShutterSequence | SQ | 1 | |
| (0018,9473) | Acquired Image Area Dose Product | AcquiredImageAreaDoseProduct | FL | 1 | |
| (0018,9474) | C-arm Positioner Tabletop Relationship | CArmPositionerTabletopRelationship | CS | 1 | |
| (0018,9476) | X-Ray Geometry Sequence | XRGeometrySequence | SQ | 1 | |
| (0018,9477) | Irradiation Event Identification Sequence | IrradiationEventIdentificationSequence | SQ | 1 | |
| (0018,9504) | X-Ray 3D Frame Type Sequence | XR3DFrameTypeSequence | SQ | 1 | |

| Tag | Name | Keyword | VR | VM | |
|-------------|--|--------------------------------------|----|----|--|
| (0018,9506) | Contributing Sources Sequence | ContributingSourcesSequence | SQ | 1 | |
| (0018,9507) | X-Ray 3D Acquisition Sequence | XRay3DAcquisitionSequence | SQ | 1 | |
| (0018,9508) | Primary Positioner Scan Arc | PrimaryPositionerScanArc | FL | 1 | |
| (0018,9509) | Secondary Positioner Scan Arc | SecondaryPositionerScanArc | FL | 1 | |
| (0018,9510) | Primary Positioner Scan Start Angle | PrimaryPositionerScanStartAngle | FL | 1 | |
| (0018,9511) | Secondary Positioner Scan Start Angle | SecondaryPositionerScanStartAngle | FL | 1 | |
| (0018,9514) | Primary Positioner Increment | PrimaryPositionerIncrement | FL | 1 | |
| (0018,9515) | Secondary Positioner Increment | SecondaryPositionerIncrement | FL | 1 | |
| (0018,9516) | Start Acquisition DateTime | StartAcquisitionDateTime | DT | 1 | |
| (0018,9517) | End Acquisition DateTime | EndAcquisitionDateTime | DT | 1 | |
| (0018,9518) | Primary Positioner Increment Sign | PrimaryPositionerIncrementSign | SS | 1 | |
| (0018,9519) | Secondary Positioner Increment Sign | SecondaryPositionerIncrementSign | SS | 1 | |
| (0018,9524) | Application Name | ApplicationName | LO | 1 | |
| (0018,9525) | Application Version | ApplicationVersion | LO | 1 | |
| (0018,9526) | Application Manufacturer | ApplicationManufacturer | LO | 1 | |
| (0018,9527) | Algorithm Type | AlgorithmType | CS | 1 | |
| (0018,9528) | Algorithm Description | AlgorithmDescription | LO | 1 | |
| (0018,9530) | X-Ray 3D Reconstruction Sequence | XRay3DReconstructionSequence | SQ | 1 | |
| (0018,9531) | Reconstruction Description | ReconstructionDescription | LO | 1 | |
| (0018,9538) | Per Projection Acquisition Sequence | PerProjectionAcquisitionSequence | SQ | 1 | |
| (0018,9541) | Detector Position Sequence | DetectorPositionSequence | SQ | 1 | |
| (0018,9542) | X-Ray Acquisition Dose Sequence | XRayAcquisitionDoseSequence | SQ | 1 | |
| (0018,9543) | X-Ray Source Isocenter Primary Angle | XRaySourceIsocenterPrimaryAngle | FD | 1 | |
| (0018,9544) | X-Ray Source Isocenter Secondary Angle | XRaySourceIsocenterSecondaryAngle | FD | 1 | |
| (0018,9545) | Breast Support Isocenter Primary Angle | BreastSupportIsocenterPrimaryAngle | FD | 1 | |
| (0018,9546) | Breast Support Isocenter Secondary Angle | BreastSupportIsocenterSecondaryAngle | FD | 1 | |
| (0018,9547) | Breast Support X Position to Isocenter | BreastSupportXPositionToIsocenter | FD | 1 | |
| (0018,9548) | Breast Support Y Position to Isocenter | BreastSupportYPositionToIsocenter | FD | 1 | |
| (0018,9549) | Breast Support Z Position to Isocenter | BreastSupportZPositionToIsocenter | FD | 1 | |
| (0018,9550) | Detector Isocenter Primary Angle | DetectorIsocenterPrimaryAngle | FD | 1 | |
| (0018,9551) | Detector Isocenter Secondary Angle | DetectorIsocenterSecondaryAngle | FD | 1 | |
| (0018,9552) | Detector X Position to Isocenter | DetectorXPositionToIsocenter | FD | 1 | |
| (0018,9553) | Detector Y Position to Isocenter | DetectorYPositionToIsocenter | FD | 1 | |
| (0018,9554) | Detector Z Position to Isocenter | DetectorZPositionToIsocenter | FD | 1 | |

| Tag | Name | Keyword | VR | VM | |
|-------------|---|---|----|----|--|
| (0018,9555) | X-Ray Grid Sequence | XRayGridSequence | SQ | 1 | |
| (0018,9556) | X-Ray Filter Sequence | XRayFilterSequence | SQ | 1 | |
| (0018,9557) | Detector Active Area TLHC Position | DetectorActiveAreaTLHCPosition | FD | 3 | |
| (0018,9558) | Detector Active Area Orientation | DetectorActiveAreaOrientation | FD | 6 | |
| (0018,9559) | Positioner Primary Angle Direction | PositionerPrimaryAngleDirection | CS | 1 | |
| (0018,9601) | Diffusion b-matrix Sequence | DiffusionBMatrixSequence | SQ | 1 | |
| (0018,9602) | Diffusion b-value XX | DiffusionBValueXX | FD | 1 | |
| (0018,9603) | Diffusion b-value XY | DiffusionBValueXY | FD | 1 | |
| (0018,9604) | Diffusion b-value XZ | DiffusionBValueXZ | FD | 1 | |
| (0018,9605) | Diffusion b-value YY | DiffusionBValueYY | FD | 1 | |
| (0018,9606) | Diffusion b-value YZ | DiffusionBValueYZ | FD | 1 | |
| (0018,9607) | Diffusion b-value ZZ | DiffusionBValueZZ | FD | 1 | |
| (0018,9621) | Functional MR Sequence | FunctionalMRSequence | SQ | 1 | |
| (0018,9622) | Functional Settling Phase Frames Present | FunctionalSettlingPhaseFramesPresent | CS | 1 | |
| (0018,9623) | Functional Sync Pulse | FunctionalSyncPulse | DT | 1 | |
| (0018,9624) | Settling Phase Frame | SettlingPhaseFrame | CS | 1 | |
| (0018,9701) | Decay Correction DateTime | DecayCorrectionDateTime | DT | 1 | |
| (0018,9715) | Start Density Threshold | StartDensityThreshold | FD | 1 | |
| (0018,9716) | Start Relative Density Difference Threshold | StartRelativeDensityDifferenceThreshold | FD | 1 | |
| (0018,9717) | Start Cardiac Trigger Count Threshold | StartCardiacTriggerCountThreshold | FD | 1 | |
| (0018,9718) | Start Respiratory Trigger Count Threshold | StartRespiratoryTriggerCountThreshold | FD | 1 | |
| (0018,9719) | Termination Counts Threshold | TerminationCountsThreshold | FD | 1 | |
| (0018,9720) | Termination Density Threshold | TerminationDensityThreshold | FD | 1 | |
| (0018,9721) | Termination Relative Density Threshold | TerminationRelativeDensityThreshold | FD | 1 | |
| (0018,9722) | Termination Time Threshold | TerminationTimeThreshold | FD | 1 | |
| (0018,9723) | Termination Cardiac Trigger Count Threshold | TerminationCardiacTriggerCountThreshold | FD | 1 | |
| (0018,9724) | Termination Respiratory Trigger Count Threshold | TerminationRespiratoryTriggerCountThreshold | FD | 1 | |
| (0018,9725) | Detector Geometry | DetectorGeometry | CS | 1 | |
| (0018,9726) | Transverse Detector Separation | TransverseDetectorSeparation | FD | 1 | |
| (0018,9727) | Axial Detector Dimension | AxialDetectorDimension | FD | 1 | |
| (0018,9729) | Radiopharmaceutical Agent Number | RadiopharmaceuticalAgentNumber | US | 1 | |
| (0018,9732) | PET Frame Acquisition Sequence | PETFrameAcquisitionSequence | SQ | 1 | |
| (0018,9733) | PET Detector Motion Details Sequence | PETDetectorMotionDetailsSequence | SQ | 1 | |
| (0018,9734) | PET Table Dynamics Sequence | PETTableDynamicsSequence | SQ | 1 | |
| (0018,9735) | PET Position Sequence | PETPositionSequence | SQ | 1 | |

| Tag | Name | Keyword | VR | VM | |
|-------------|--|--|----|-----|--|
| (0018,9736) | PET Frame Correction Factors Sequence | PETFrameCorrectionFactors Sequence | SQ | 1 | |
| (0018,9737) | Radiopharmaceutical Usage Sequence | RadiopharmaceuticalUsage Sequence | SQ | 1 | |
| (0018,9738) | Attenuation Correction Source | AttenuationCorrectionSource | CS | 1 | |
| (0018,9739) | Number of Iterations | NumberOfIterations | US | 1 | |
| (0018,9740) | Number of Subsets | NumberOfSubsets | US | 1 | |
| (0018,9749) | PET Reconstruction Sequence | PETReconstructionSequence | SQ | 1 | |
| (0018,9751) | PET Frame Type Sequence | PETFrameTypeSequence | SQ | 1 | |
| (0018,9755) | Time of Flight Information Used | TimeOfFlightInformationUsed | CS | 1 | |
| (0018,9756) | Reconstruction Type | ReconstructionType | CS | 1 | |
| (0018,9758) | Decay Corrected | DecayCorrected | CS | 1 | |
| (0018,9759) | Attenuation Corrected | AttenuationCorrected | CS | 1 | |
| (0018,9760) | Scatter Corrected | ScatterCorrected | CS | 1 | |
| (0018,9761) | Dead Time Corrected | DeadTimeCorrected | CS | 1 | |
| (0018,9762) | Gantry Motion Corrected | GantryMotionCorrected | CS | 1 | |
| (0018,9763) | Patient Motion Corrected | PatientMotionCorrected | CS | 1 | |
| (0018,9764) | Count Loss Normalization Corrected | CountLossNormalizationCorrected | CS | 1 | |
| (0018,9765) | Randoms Corrected | RandomsCorrected | CS | 1 | |
| (0018,9766) | Non-uniform Radial Sampling Corrected | NonUniformRadialSampling Corrected | CS | 1 | |
| (0018,9767) | Sensitivity Calibrated | SensitivityCalibrated | CS | 1 | |
| (0018,9768) | Detector Normalization Correction | DetectorNormalizationCorrection | CS | 1 | |
| (0018,9769) | Iterative Reconstruction Method | IterativeReconstructionMethod | CS | 1 | |
| (0018,9770) | Attenuation Correction Temporal Relationship | AttenuationCorrectionTemporal Relationship | CS | 1 | |
| (0018,9771) | Patient Physiological State Sequence | PatientPhysiologicalState Sequence | SQ | 1 | |
| (0018,9772) | Patient Physiological State Code Sequence | PatientPhysiologicalStateCode Sequence | SQ | 1 | |
| (0018,9801) | Depth(s) of Focus | DepthsOfFocus | FD | 1-n | |
| (0018,9803) | Excluded Intervals Sequence | ExcludedIntervalsSequence | SQ | 1 | |
| (0018,9804) | Exclusion Start DateTime | ExclusionStartDateTime | DT | 1 | |
| (0018,9805) | Exclusion Duration | ExclusionDuration | FD | 1 | |
| (0018,9806) | US Image Description Sequence | USImageDescriptionSequence | SQ | 1 | |
| (0018,9807) | Image Data Type Sequence | ImageDataTypeSequence | SQ | 1 | |
| (0018,9808) | Data Type | DataType | CS | 1 | |
| (0018,9809) | Transducer Scan Pattern Code Sequence | TransducerScanPatternCode Sequence | SQ | 1 | |
| (0018,980B) | Aliased Data Type | AliasedDataType | CS | 1 | |
| (0018,980C) | Position Measuring Device Used | PositionMeasuringDeviceUsed | CS | 1 | |
| (0018,980D) | Transducer Geometry Code Sequence | TransducerGeometryCode Sequence | SQ | 1 | |

| Tag | Name | Keyword | VR | VM | |
|-------------|---|--|----------|-----|--|
| (0018,980E) | Transducer Beam Steering Code Sequence | TransducerBeamSteeringCodeSequence | SQ | 1 | |
| (0018,980F) | Transducer Application Code Sequence | TransducerApplicationCodeSequence | SQ | 1 | |
| (0018,9810) | Zero Velocity Pixel Value | ZeroVelocityPixelValue | US or SS | 1 | |
| (0018,9900) | Reference Location Label | ReferenceLocationLabel | LO | 1 | |
| (0018,9901) | Reference Location Description | ReferenceLocationDescription | UT | 1 | |
| (0018,9902) | Reference Basis Code Sequence | ReferenceBasisCodeSequence | SQ | 1 | |
| (0018,9903) | Reference Geometry Code Sequence | ReferenceGeometryCodeSequence | SQ | 1 | |
| (0018,9904) | Offset Distance | OffsetDistance | DS | 1 | |
| (0018,9905) | Offset Direction | OffsetDirection | CS | 1 | |
| (0018,9906) | Potential Scheduled Protocol Code Sequence | PotentialScheduledProtocolCodeSequence | SQ | 1 | |
| (0018,9907) | Potential Requested Procedure Code Sequence | PotentialRequestedProcedureCodeSequence | SQ | 1 | |
| (0018,9908) | Potential Reasons for Procedure | PotentialReasonsForProcedure | UC | 1-n | |
| (0018,9909) | Potential Reasons for Procedure Code Sequence | PotentialReasonsForProcedureCodeSequence | SQ | 1 | |
| (0018,990A) | Potential Diagnostic Tasks | PotentialDiagnosticTasks | UC | 1-n | |
| (0018,990B) | Contraindications Code Sequence | ContraindicationsCodeSequence | SQ | 1 | |
| (0018,990C) | Referenced Defined Protocol Sequence | ReferencedDefinedProtocolSequence | SQ | 1 | |
| (0018,990D) | Referenced Performed Protocol Sequence | ReferencedPerformedProtocolSequence | SQ | 1 | |
| (0018,990E) | Predecessor Protocol Sequence | PredecessorProtocolSequence | SQ | 1 | |
| (0018,990F) | Protocol Planning Information | ProtocolPlanningInformation | UT | 1 | |
| (0018,9910) | Protocol Design Rationale | ProtocolDesignRationale | UT | 1 | |
| (0018,9911) | Patient Specification Sequence | PatientSpecificationSequence | SQ | 1 | |
| (0018,9912) | Model Specification Sequence | ModelSpecificationSequence | SQ | 1 | |
| (0018,9913) | Parameters Specification Sequence | ParametersSpecificationSequence | SQ | 1 | |
| (0018,9914) | Instruction Sequence | InstructionSequence | SQ | 1 | |
| (0018,9915) | Instruction Index | InstructionIndex | US | 1 | |
| (0018,9916) | Instruction Text | InstructionText | LO | 1 | |
| (0018,9917) | Instruction Description | InstructionDescription | UT | 1 | |
| (0018,9918) | Instruction Performed Flag | InstructionPerformedFlag | CS | 1 | |
| (0018,9919) | Instruction Performed DateTime | InstructionPerformedDateTime | DT | 1 | |
| (0018,991A) | Instruction Performance Comment | InstructionPerformanceComment | UT | 1 | |
| (0018,991B) | Patient Positioning Instruction Sequence | PatientPositioningInstructionSequence | SQ | 1 | |
| (0018,991C) | Positioning Method Code Sequence | PositioningMethodCodeSequence | SQ | 1 | |
| (0018,991D) | Positioning Landmark Sequence | PositioningLandmarkSequence | SQ | 1 | |
| (0018,991E) | Target Frame of Reference UID | TargetFrameOfReferenceUID | UI | 1 | |

| Tag | Name | Keyword | VR | VM | |
|-------------|--|--|----|-----|--|
| (0018,991F) | Acquisition Protocol Element Specification Sequence | AcquisitionProtocolElementSpecificationSequence | SQ | 1 | |
| (0018,9920) | Acquisition Protocol Element Sequence | AcquisitionProtocolElementSequence | SQ | 1 | |
| (0018,9921) | Protocol Element Number | ProtocolElementNumber | US | 1 | |
| (0018,9922) | Protocol Element Name | ProtocolElementName | LO | 1 | |
| (0018,9923) | Protocol Element Characteristics Summary | ProtocolElementCharacteristicsSummary | UT | 1 | |
| (0018,9924) | Protocol Element Purpose | ProtocolElementPurpose | UT | 1 | |
| (0018,9930) | Acquisition Motion | AcquisitionMotion | CS | 1 | |
| (0018,9931) | Acquisition Start Location Sequence | AcquisitionStartLocationSequence | SQ | 1 | |
| (0018,9932) | Acquisition End Location Sequence | AcquisitionEndLocationSequence | SQ | 1 | |
| (0018,9933) | Reconstruction Protocol Element Specification Sequence | ReconstructionProtocolElementSpecificationSequence | SQ | 1 | |
| (0018,9934) | Reconstruction Protocol Element Sequence | ReconstructionProtocolElementSequence | SQ | 1 | |
| (0018,9935) | Storage Protocol Element Specification Sequence | StorageProtocolElementSpecificationSequence | SQ | 1 | |
| (0018,9936) | Storage Protocol Element Sequence | StorageProtocolElementSequence | SQ | 1 | |
| (0018,9937) | Requested Series Description | RequestedSeriesDescription | LO | 1 | |
| (0018,9938) | Source Acquisition Protocol Element Number | SourceAcquisitionProtocolElementNumber | US | 1-n | |
| (0018,9939) | Source Acquisition Beam Number | SourceAcquisitionBeamNumber | US | 1-n | |
| (0018,993A) | Source Reconstruction Protocol Element Number | SourceReconstructionProtocolElementNumber | US | 1-n | |
| (0018,993B) | Reconstruction Start Location Sequence | ReconstructionStartLocationSequence | SQ | 1 | |
| (0018,993C) | Reconstruction End Location Sequence | ReconstructionEndLocationSequence | SQ | 1 | |
| (0018,993D) | Reconstruction Algorithm Sequence | ReconstructionAlgorithmSequence | SQ | 1 | |
| (0018,993E) | Reconstruction Target Center Location Sequence | ReconstructionTargetCenterLocationSequence | SQ | 1 | |
| (0018,9941) | Image Filter Description | ImageFilterDescription | UT | 1 | |
| (0018,9942) | CTDIvol Notification Trigger | CTDIvolNotificationTrigger | FD | 1 | |
| (0018,9943) | DLP Notification Trigger | DLPNotificationTrigger | FD | 1 | |
| (0018,9944) | Auto KVP Selection Type | AutoKVPSelectionType | CS | 1 | |
| (0018,9945) | Auto KVP Upper Bound | AutoKVPUpperBound | FD | 1 | |
| (0018,9946) | Auto KVP Lower Bound | AutoKVPLowerBound | FD | 1 | |
| (0018,9947) | Protocol Defined Patient Position | ProtocolDefinedPatientPosition | CS | 1 | |
| (0018,A001) | Contributing Equipment Sequence | ContributingEquipmentSequence | SQ | 1 | |
| (0018,A002) | Contribution DateTime | ContributionDateTime | DT | 1 | |
| (0018,A003) | Contribution Description | ContributionDescription | ST | 1 | |
| (0020,000D) | Study Instance UID | StudyInstanceUID | UI | 1 | |
| (0020,000E) | Series Instance UID | SeriesInstanceUID | UI | 1 | |

| Tag | Name | Keyword | VR | VM | |
|-------------|--|-------------------------------------|----|-----|------------|
| (0020,0010) | Study ID | StudyID | SH | 1 | |
| (0020,0011) | Series Number | SeriesNumber | IS | 1 | |
| (0020,0012) | Acquisition Number | AcquisitionNumber | IS | 1 | |
| (0020,0013) | Instance Number | InstanceNumber | IS | 1 | |
| (0020,0014) | <i>Isotope Number</i> | <i>IsotopeNumber</i> | IS | 1 | RET (1993) |
| (0020,0015) | <i>Phase Number</i> | <i>PhaseNumber</i> | IS | 1 | RET (1993) |
| (0020,0016) | <i>Interval Number</i> | <i>IntervalNumber</i> | IS | 1 | RET (1993) |
| (0020,0017) | <i>Time Slot Number</i> | <i>TimeSlotNumber</i> | IS | 1 | RET (1993) |
| (0020,0018) | <i>Angle Number</i> | <i>AngleNumber</i> | IS | 1 | RET (1993) |
| (0020,0019) | Item Number | ItemNumber | IS | 1 | |
| (0020,0020) | Patient Orientation | PatientOrientation | CS | 2 | |
| (0020,0022) | <i>Overlay Number</i> | <i>OverlayNumber</i> | IS | 1 | RET (2004) |
| (0020,0024) | <i>Curve Number</i> | <i>CurveNumber</i> | IS | 1 | RET (2004) |
| (0020,0026) | <i>LUT Number</i> | <i>LUTNumber</i> | IS | 1 | RET (2004) |
| (0020,0030) | <i>Image Position</i> | <i>ImagePosition</i> | DS | 3 | RET |
| (0020,0032) | Image Position (Patient) | ImagePositionPatient | DS | 3 | |
| (0020,0035) | <i>Image Orientation</i> | <i>ImageOrientation</i> | DS | 6 | RET |
| (0020,0037) | Image Orientation (Patient) | ImageOrientationPatient | DS | 6 | |
| (0020,0050) | <i>Location</i> | <i>Location</i> | DS | 1 | RET |
| (0020,0052) | Frame of Reference UID | FrameOfReferenceUID | UI | 1 | |
| (0020,0060) | Laterality | Laterality | CS | 1 | |
| (0020,0062) | Image Laterality | ImageLaterality | CS | 1 | |
| (0020,0070) | <i>Image Geometry Type</i> | <i>ImageGeometryType</i> | LO | 1 | RET |
| (0020,0080) | <i>Masking Image</i> | <i>MaskingImage</i> | CS | 1-n | RET |
| (0020,00AA) | <i>Report Number</i> | <i>ReportNumber</i> | IS | 1 | RET (2009) |
| (0020,0100) | Temporal Position Identifier | TemporalPositionIdentifier | IS | 1 | |
| (0020,0105) | Number of Temporal Positions | NumberOfTemporalPositions | IS | 1 | |
| (0020,0110) | Temporal Resolution | TemporalResolution | DS | 1 | |
| (0020,0200) | Synchronization Frame of Reference UID | SynchronizationFrameOfReferenceUID | UI | 1 | |
| (0020,0242) | SOP Instance UID of Concatenation Source | SOPInstanceUIDOfConcatenationSource | UI | 1 | |
| (0020,1000) | <i>Series in Study</i> | <i>SeriesInStudy</i> | IS | 1 | RET (2004) |
| (0020,1001) | <i>Acquisitions in Series</i> | <i>AcquisitionsInSeries</i> | IS | 1 | RET |
| (0020,1002) | Images in Acquisition | ImagesInAcquisition | IS | 1 | |

| Tag | Name | Keyword | VR | VM | |
|-------------|--|--|----|-----|------------|
| (0020,1003) | Images in Series | ImagesInSeries | IS | 1 | RET (2006) |
| (0020,1004) | Acquisitions in Study | AcquisitionsInStudy | IS | 1 | RET (2004) |
| (0020,1005) | Images in Study | ImagesInStudy | IS | 1 | RET (2006) |
| (0020,1020) | Reference | Reference | LO | 1-n | RET |
| (0020,103F) | Target Position Reference Indicator | TargetPositionReferenceIndicator | LO | 1 | |
| (0020,1040) | Position Reference Indicator | PositionReferenceIndicator | LO | 1 | |
| (0020,1041) | Slice Location | SliceLocation | DS | 1 | |
| (0020,1070) | Other Study Numbers | OtherStudyNumbers | IS | 1-n | RET (2004) |
| (0020,1200) | Number of Patient Related Studies | NumberOfPatientRelatedStudies | IS | 1 | |
| (0020,1202) | Number of Patient Related Series | NumberOfPatientRelatedSeries | IS | 1 | |
| (0020,1204) | Number of Patient Related Instances | NumberOfPatientRelatedInstances | IS | 1 | |
| (0020,1206) | Number of Study Related Series | NumberOfStudyRelatedSeries | IS | 1 | |
| (0020,1208) | Number of Study Related Instances | NumberOfStudyRelatedInstances | IS | 1 | |
| (0020,1209) | Number of Series Related Instances | NumberOfSeriesRelatedInstances | IS | 1 | |
| (0020,31xx) | Source Image IDs | SourceImageIDs | CS | 1-n | RET |
| (0020,3401) | Modifying Device ID | ModifyingDeviceID | CS | 1 | RET |
| (0020,3402) | Modified Image ID | ModifiedImageID | CS | 1 | RET |
| (0020,3403) | Modified Image Date | ModifiedImageDate | DA | 1 | RET |
| (0020,3404) | Modifying Device Manufacturer | ModifyingDeviceManufacturer | LO | 1 | RET |
| (0020,3405) | Modified Image Time | ModifiedImageTime | TM | 1 | RET |
| (0020,3406) | Modified Image Description | ModifiedImageDescription | LO | 1 | RET |
| (0020,4000) | Image Comments | ImageComments | LT | 1 | |
| (0020,5000) | Original Image Identification | OriginalImageIdentification | AT | 1-n | RET |
| (0020,5002) | Original Image Identification Nomenclature | OriginalImageIdentification Nomenclature | LO | 1-n | RET |
| (0020,9056) | Stack ID | StackID | SH | 1 | |
| (0020,9057) | In-Stack Position Number | InStackPositionNumber | UL | 1 | |
| (0020,9071) | Frame Anatomy Sequence | FrameAnatomySequence | SQ | 1 | |
| (0020,9072) | Frame Laterality | FrameLaterality | CS | 1 | |
| (0020,9111) | Frame Content Sequence | FrameContentSequence | SQ | 1 | |
| (0020,9113) | Plane Position Sequence | PlanePositionSequence | SQ | 1 | |
| (0020,9116) | Plane Orientation Sequence | PlaneOrientationSequence | SQ | 1 | |
| (0020,9128) | Temporal Position Index | TemporalPositionIndex | UL | 1 | |
| (0020,9153) | Nominal Cardiac Trigger Delay Time | NominalCardiacTriggerDelayTime | FD | 1 | |
| (0020,9154) | Nominal Cardiac Trigger Time Prior To R-Peak | NominalCardiacTriggerTimePrior ToRPeak | FL | 1 | |
| (0020,9155) | Actual Cardiac Trigger Time Prior To R-Peak | ActualCardiacTriggerTimePriorTo RPeak | FL | 1 | |

| Tag | Name | Keyword | VR | VM | |
|-------------|--|---|----|-----|--|
| (0020,9156) | Frame Acquisition Number | FrameAcquisitionNumber | US | 1 | |
| (0020,9157) | Dimension Index Values | DimensionIndexValues | UL | 1-n | |
| (0020,9158) | Frame Comments | FrameComments | LT | 1 | |
| (0020,9161) | Concatenation UID | ConcatenationUID | UI | 1 | |
| (0020,9162) | In-concatenation Number | InConcatenationNumber | US | 1 | |
| (0020,9163) | In-concatenation Total Number | InConcatenationTotalNumber | US | 1 | |
| (0020,9164) | Dimension Organization UID | DimensionOrganizationUID | UI | 1 | |
| (0020,9165) | Dimension Index Pointer | DimensionIndexPointer | AT | 1 | |
| (0020,9167) | Functional Group Pointer | FunctionalGroupPointer | AT | 1 | |
| (0020,9170) | Unassigned Shared Converted Attributes Sequence | UnassignedSharedConvertedAttributesSequence | SQ | 1 | |
| (0020,9171) | Unassigned Per-Frame Converted Attributes Sequence | UnassignedPerFrameConvertedAttributesSequence | SQ | 1 | |
| (0020,9172) | Conversion Source Attributes Sequence | ConversionSourceAttributesSequence | SQ | 1 | |
| (0020,9213) | Dimension Index Private Creator | DimensionIndexPrivateCreator | LO | 1 | |
| (0020,9221) | Dimension Organization Sequence | DimensionOrganizationSequence | SQ | 1 | |
| (0020,9222) | Dimension Index Sequence | DimensionIndexSequence | SQ | 1 | |
| (0020,9228) | Concatenation Frame Offset Number | ConcatenationFrameOffsetNumber | UL | 1 | |
| (0020,9238) | Functional Group Private Creator | FunctionalGroupPrivateCreator | LO | 1 | |
| (0020,9241) | Nominal Percentage of Cardiac Phase | NominalPercentageOfCardiacPhase | FL | 1 | |
| (0020,9245) | Nominal Percentage of Respiratory Phase | NominalPercentageOfRespiratoryPhase | FL | 1 | |
| (0020,9246) | Starting Respiratory Amplitude | StartingRespiratoryAmplitude | FL | 1 | |
| (0020,9247) | Starting Respiratory Phase | StartingRespiratoryPhase | CS | 1 | |
| (0020,9248) | Ending Respiratory Amplitude | EndingRespiratoryAmplitude | FL | 1 | |
| (0020,9249) | Ending Respiratory Phase | EndingRespiratoryPhase | CS | 1 | |
| (0020,9250) | Respiratory Trigger Type | RespiratoryTriggerType | CS | 1 | |
| (0020,9251) | R-R Interval Time Nominal | RRIntervalTimeNominal | FD | 1 | |
| (0020,9252) | Actual Cardiac Trigger Delay Time | ActualCardiacTriggerDelayTime | FD | 1 | |
| (0020,9253) | Respiratory Synchronization Sequence | RespiratorySynchronizationSequence | SQ | 1 | |
| (0020,9254) | Respiratory Interval Time | RespiratoryIntervalTime | FD | 1 | |
| (0020,9255) | Nominal Respiratory Trigger Delay Time | NominalRespiratoryTriggerDelayTime | FD | 1 | |
| (0020,9256) | Respiratory Trigger Delay Threshold | RespiratoryTriggerDelayThreshold | FD | 1 | |
| (0020,9257) | Actual Respiratory Trigger Delay Time | ActualRespiratoryTriggerDelayTime | FD | 1 | |
| (0020,9301) | Image Position (Volume) | ImagePositionVolume | FD | 3 | |
| (0020,9302) | Image Orientation (Volume) | ImageOrientationVolume | FD | 6 | |
| (0020,9307) | Ultrasound Acquisition Geometry | UltrasoundAcquisitionGeometry | CS | 1 | |

| Tag | Name | Keyword | VR | VM | |
|-------------|---|---|----|-----|--|
| (0020,9308) | Apex Position | ApexPosition | FD | 3 | |
| (0020,9309) | Volume to Transducer Mapping Matrix | VolumeToTransducerMappingMatrix | FD | 16 | |
| (0020,930A) | Volume to Table Mapping Matrix | VolumeToTableMappingMatrix | FD | 16 | |
| (0020,930B) | Volume to Transducer Relationship | VolumeToTransducerRelationship | CS | 1 | |
| (0020,930C) | Patient Frame of Reference Source | PatientFrameOfReferenceSource | CS | 1 | |
| (0020,930D) | Temporal Position Time Offset | TemporalPositionTimeOffset | FD | 1 | |
| (0020,930E) | Plane Position (Volume) Sequence | PlanePositionVolumeSequence | SQ | 1 | |
| (0020,930F) | Plane Orientation (Volume) Sequence | PlaneOrientationVolumeSequence | SQ | 1 | |
| (0020,9310) | Temporal Position Sequence | TemporalPositionSequence | SQ | 1 | |
| (0020,9311) | Dimension Organization Type | DimensionOrganizationType | CS | 1 | |
| (0020,9312) | Volume Frame of Reference UID | VolumeFrameOfReferenceUID | UI | 1 | |
| (0020,9313) | Table Frame of Reference UID | TableFrameOfReferenceUID | UI | 1 | |
| (0020,9421) | Dimension Description Label | DimensionDescriptionLabel | LO | 1 | |
| (0020,9450) | Patient Orientation in Frame Sequence | PatientOrientationInFrameSequence | SQ | 1 | |
| (0020,9453) | Frame Label | FrameLabel | LO | 1 | |
| (0020,9518) | Acquisition Index | AcquisitionIndex | US | 1-n | |
| (0020,9529) | Contributing SOP Instances Reference Sequence | ContributingSOPInstancesReferenceSequence | SQ | 1 | |
| (0020,9536) | Reconstruction Index | ReconstructionIndex | US | 1 | |
| (0022,0001) | Light Path Filter Pass-Through Wavelength | LightPathFilterPassThroughWavelength | US | 1 | |
| (0022,0002) | Light Path Filter Pass Band | LightPathFilterPassBand | US | 2 | |
| (0022,0003) | Image Path Filter Pass-Through Wavelength | ImagePathFilterPassThroughWavelength | US | 1 | |
| (0022,0004) | Image Path Filter Pass Band | ImagePathFilterPassBand | US | 2 | |
| (0022,0005) | Patient Eye Movement Commanded | PatientEyeMovementCommanded | CS | 1 | |
| (0022,0006) | Patient Eye Movement Command Code Sequence | PatientEyeMovementCommandCodeSequence | SQ | 1 | |
| (0022,0007) | Spherical Lens Power | SphericalLensPower | FL | 1 | |
| (0022,0008) | Cylinder Lens Power | CylinderLensPower | FL | 1 | |
| (0022,0009) | Cylinder Axis | CylinderAxis | FL | 1 | |
| (0022,000A) | Emmetropic Magnification | EmmetropicMagnification | FL | 1 | |
| (0022,000B) | Intra Ocular Pressure | IntraOcularPressure | FL | 1 | |
| (0022,000C) | Horizontal Field of View | HorizontalFieldOfView | FL | 1 | |
| (0022,000D) | Pupil Dilated | PupilDilated | CS | 1 | |
| (0022,000E) | Degree of Dilation | DegreeOfDilation | FL | 1 | |
| (0022,0010) | Stereo Baseline Angle | StereoBaselineAngle | FL | 1 | |
| (0022,0011) | Stereo Baseline Displacement | StereoBaselineDisplacement | FL | 1 | |
| (0022,0012) | Stereo Horizontal Pixel Offset | StereoHorizontalPixelOffset | FL | 1 | |
| (0022,0013) | Stereo Vertical Pixel Offset | StereoVerticalPixelOffset | FL | 1 | |
| (0022,0014) | Stereo Rotation | StereoRotation | FL | 1 | |

| Tag | Name | Keyword | VR | VM | |
|-------------|--|---|----|------|--|
| (0022,0015) | Acquisition Device Type Code Sequence | AcquisitionDeviceTypeCodeSequence | SQ | 1 | |
| (0022,0016) | Illumination Type Code Sequence | IlluminationTypeCodeSequence | SQ | 1 | |
| (0022,0017) | Light Path Filter Type Stack Code Sequence | LightPathFilterTypeStackCodeSequence | SQ | 1 | |
| (0022,0018) | Image Path Filter Type Stack Code Sequence | ImagePathFilterTypeStackCodeSequence | SQ | 1 | |
| (0022,0019) | Lenses Code Sequence | LensesCodeSequence | SQ | 1 | |
| (0022,001A) | Channel Description Code Sequence | ChannelDescriptionCodeSequence | SQ | 1 | |
| (0022,001B) | Refractive State Sequence | RefractiveStateSequence | SQ | 1 | |
| (0022,001C) | Mydriatic Agent Code Sequence | MydriaticAgentCodeSequence | SQ | 1 | |
| (0022,001D) | Relative Image Position Code Sequence | RelativeImagePositionCodeSequence | SQ | 1 | |
| (0022,001E) | Camera Angle of View | CameraAngleOfView | FL | 1 | |
| (0022,0020) | Stereo Pairs Sequence | StereoPairsSequence | SQ | 1 | |
| (0022,0021) | Left Image Sequence | LeftImageSequence | SQ | 1 | |
| (0022,0022) | Right Image Sequence | RightImageSequence | SQ | 1 | |
| (0022,0028) | Stereo Pairs Present | StereoPairsPresent | CS | 1 | |
| (0022,0030) | Axial Length of the Eye | AxialLengthOfTheEye | FL | 1 | |
| (0022,0031) | Ophthalmic Frame Location Sequence | OphthalmicFrameLocationSequence | SQ | 1 | |
| (0022,0032) | Reference Coordinates | ReferenceCoordinates | FL | 2-2n | |
| (0022,0035) | Depth Spatial Resolution | DepthSpatialResolution | FL | 1 | |
| (0022,0036) | Maximum Depth Distortion | MaximumDepthDistortion | FL | 1 | |
| (0022,0037) | Along-scan Spatial Resolution | AlongScanSpatialResolution | FL | 1 | |
| (0022,0038) | Maximum Along-scan Distortion | MaximumAlongScanDistortion | FL | 1 | |
| (0022,0039) | Ophthalmic Image Orientation | OphthalmicImageOrientation | CS | 1 | |
| (0022,0041) | Depth of Transverse Image | DepthOfTransverseImage | FL | 1 | |
| (0022,0042) | Mydriatic Agent Concentration Units Sequence | MydriaticAgentConcentrationUnitsSequence | SQ | 1 | |
| (0022,0048) | Across-scan Spatial Resolution | AcrossScanSpatialResolution | FL | 1 | |
| (0022,0049) | Maximum Across-scan Distortion | MaximumAcrossScanDistortion | FL | 1 | |
| (0022,004E) | Mydriatic Agent Concentration | MydriaticAgentConcentration | DS | 1 | |
| (0022,0055) | Illumination Wave Length | IlluminationWaveLength | FL | 1 | |
| (0022,0056) | Illumination Power | IlluminationPower | FL | 1 | |
| (0022,0057) | Illumination Bandwidth | IlluminationBandwidth | FL | 1 | |
| (0022,0058) | Mydriatic Agent Sequence | MydriaticAgentSequence | SQ | 1 | |
| (0022,1007) | Ophthalmic Axial Measurements Right Eye Sequence | OphthalmicAxialMeasurementsRightEyeSequence | SQ | 1 | |
| (0022,1008) | Ophthalmic Axial Measurements Left Eye Sequence | OphthalmicAxialMeasurementsLeftEyeSequence | SQ | 1 | |
| (0022,1009) | Ophthalmic Axial Measurements Device Type | OphthalmicAxialMeasurementsDeviceType | CS | 1 | |

| Tag | Name | Keyword | VR | VM | |
|-------------|--|---|----|----|---------------|
| (0022,1010) | Ophthalmic Axial Length Measurements Type | OphthalmicAxialLengthMeasurementsType | CS | 1 | |
| (0022,1012) | Ophthalmic Axial Length Sequence | OphthalmicAxialLengthSequence | SQ | 1 | |
| (0022,1019) | Ophthalmic Axial Length | OphthalmicAxialLength | FL | 1 | |
| (0022,1024) | Lens Status Code Sequence | LensStatusCodeSequence | SQ | 1 | |
| (0022,1025) | Vitreous Status Code Sequence | VitreousStatusCodeSequence | SQ | 1 | |
| (0022,1028) | IOL Formula Code Sequence | IOLFormulaCodeSequence | SQ | 1 | |
| (0022,1029) | IOL Formula Detail | IOLFormulaDetail | LO | 1 | |
| (0022,1033) | Keratometer Index | KeratometerIndex | FL | 1 | |
| (0022,1035) | Source of Ophthalmic Axial Length Code Sequence | SourceOfOphthalmicAxialLengthCodeSequence | SQ | 1 | |
| (0022,1036) | Source of Corneal Size Data Code Sequence | SourceOfCornealSizeDataCodeSequence | SQ | 1 | |
| (0022,1037) | Target Refraction | TargetRefraction | FL | 1 | |
| (0022,1039) | Refractive Procedure Occurred | RefractiveProcedureOccurred | CS | 1 | |
| (0022,1040) | Refractive Surgery Type Code Sequence | RefractiveSurgeryTypeCodeSequence | SQ | 1 | |
| (0022,1044) | Ophthalmic Ultrasound Method Code Sequence | OphthalmicUltrasoundMethodCodeSequence | SQ | 1 | |
| (0022,1045) | Surgically Induced Astigmatism Sequence | SurgicallyInducedAstigmatismSequence | SQ | 1 | |
| (0022,1046) | Type of Optical Correction | TypeOfOpticalCorrection | CS | 1 | |
| (0022,1047) | Toric IOL Power Sequence | ToricIOLPowerSequence | SQ | 1 | |
| (0022,1048) | Predicted Toric Error Sequence | PredictedToricErrorSequence | SQ | 1 | |
| (0022,1049) | Pre-Selected for Implantation | PreSelectedForImplantation | CS | 1 | |
| (0022,104A) | Toric IOL Power for Exact Emmetropia Sequence | ToricIOLPowerForExactEmmetropiaSequence | SQ | 1 | |
| (0022,104B) | Toric IOL Power for Exact Target Refraction Sequence | ToricIOLPowerForExactTargetRefractionSequence | SQ | 1 | |
| (0022,1050) | Ophthalmic Axial Length Measurements Sequence | OphthalmicAxialLengthMeasurementsSequence | SQ | 1 | |
| (0022,1053) | IOL Power | IOLPower | FL | 1 | |
| (0022,1054) | Predicted Refractive Error | PredictedRefractiveError | FL | 1 | |
| (0022,1059) | Ophthalmic Axial Length Velocity | OphthalmicAxialLengthVelocity | FL | 1 | |
| (0022,1065) | Lens Status Description | LensStatusDescription | LO | 1 | |
| (0022,1066) | Vitreous Status Description | VitreousStatusDescription | LO | 1 | |
| (0022,1090) | IOL Power Sequence | IOLPowerSequence | SQ | 1 | |
| (0022,1092) | Lens Constant Sequence | LensConstantSequence | SQ | 1 | |
| (0022,1093) | IOL Manufacturer | IOLManufacturer | LO | 1 | |
| (0022,1094) | <i>Lens Constant Description</i> | <i>LensConstantDescription</i> | LO | 1 | RET (2011) |
| (0022,1095) | Implant Name | ImplantName | LO | 1 | |
| (0022,1096) | Keratometry Measurement Type Code Sequence | KeratometryMeasurementTypeCodeSequence | SQ | 1 | |
| (0022,1097) | Implant Part Number | ImplantPartNumber | LO | 1 | |

| Tag | Name | Keyword | VR | VM | |
|-------------|---|---|----|----|-------------------|
| (0022,1100) | Referenced Ophthalmic Axial Measurements Sequence | ReferencedOphthalmicAxialMeasurementsSequence | SQ | 1 | |
| (0022,1101) | Ophthalmic Axial Length Measurements Segment Name Code Sequence | OphthalmicAxialLengthMeasurementsSegmentNameCodeSequence | SQ | 1 | |
| (0022,1103) | Refractive Error Before Refractive Surgery Code Sequence | RefractiveErrorBeforeRefractiveSurgeryCodeSequence | SQ | 1 | |
| (0022,1121) | IOL Power For Exact Emmetropia | IOLPowerForExactEmmetropia | FL | 1 | |
| (0022,1122) | IOL Power For Exact Target Refraction | IOLPowerForExactTargetRefraction | FL | 1 | |
| (0022,1125) | Anterior Chamber Depth Definition Code Sequence | AnteriorChamberDepthDefinitionCodeSequence | SQ | 1 | |
| (0022,1127) | Lens Thickness Sequence | LensThicknessSequence | SQ | 1 | |
| (0022,1128) | Anterior Chamber Depth Sequence | AnteriorChamberDepthSequence | SQ | 1 | |
| (0022,112A) | Calculation Comment Sequence | CalculationCommentSequence | SQ | 1 | |
| (0022,112B) | Calculation Comment Type | CalculationCommentType | CS | 1 | |
| (0022,112C) | Calculation Comment | CalculationComment | LT | 1 | |
| (0022,1130) | Lens Thickness | LensThickness | FL | 1 | |
| (0022,1131) | Anterior Chamber Depth | AnteriorChamberDepth | FL | 1 | |
| (0022,1132) | Source of Lens Thickness Data Code Sequence | SourceOfLensThicknessDataCodeSequence | SQ | 1 | |
| (0022,1133) | Source of Anterior Chamber Depth Data Code Sequence | SourceOfAnteriorChamberDepthDataCodeSequence | SQ | 1 | |
| (0022,1134) | Source of Refractive Measurements Sequence | SourceOfRefractiveMeasurementsSequence | SQ | 1 | |
| (0022,1135) | Source of Refractive Measurements Code Sequence | SourceOfRefractiveMeasurementsCodeSequence | SQ | 1 | |
| (0022,1140) | Ophthalmic Axial Length Measurement Modified | OphthalmicAxialLengthMeasurementModified | CS | 1 | |
| (0022,1150) | Ophthalmic Axial Length Data Source Code Sequence | OphthalmicAxialLengthDataSourceCodeSequence | SQ | 1 | |
| (0022,1153) | <i>Ophthalmic Axial Length Acquisition Method Code Sequence</i> | <i>OphthalmicAxialLengthAcquisitionMethodCodeSequence</i> | SQ | 1 | <i>RET (2011)</i> |
| (0022,1155) | Signal to Noise Ratio | SignalToNoiseRatio | FL | 1 | |
| (0022,1159) | Ophthalmic Axial Length Data Source Description | OphthalmicAxialLengthDataSourceDescription | LO | 1 | |
| (0022,1210) | Ophthalmic Axial Length Measurements Total Length Sequence | OphthalmicAxialLengthMeasurementsTotalLengthSequence | SQ | 1 | |
| (0022,1211) | Ophthalmic Axial Length Measurements Segmental Length Sequence | OphthalmicAxialLengthMeasurementsSegmentalLengthSequence | SQ | 1 | |
| (0022,1212) | Ophthalmic Axial Length Measurements Length Summation Sequence | OphthalmicAxialLengthMeasurementsLengthSummationSequence | SQ | 1 | |
| (0022,1220) | Ultrasound Ophthalmic Axial Length Measurements Sequence | UltrasoundOphthalmicAxialLengthMeasurementsSequence | SQ | 1 | |

| Tag | Name | Keyword | VR | VM | |
|-------------|--|---|----------|----|------------|
| (0022,1225) | Optical Ophthalmic Axial Length Measurements Sequence | OpticalOphthalmicAxialLengthMeasurementsSequence | SQ | 1 | |
| (0022,1230) | Ultrasound Selected Ophthalmic Axial Length Sequence | UltrasoundSelectedOphthalmicAxialLengthSequence | SQ | 1 | |
| (0022,1250) | Ophthalmic Axial Length Selection Method Code Sequence | OphthalmicAxialLengthSelectionMethodCodeSequence | SQ | 1 | |
| (0022,1255) | Optical Selected Ophthalmic Axial Length Sequence | OpticalSelectedOphthalmicAxialLengthSequence | SQ | 1 | |
| (0022,1257) | Selected Segmental Ophthalmic Axial Length Sequence | SelectedSegmentalOphthalmicAxialLengthSequence | SQ | 1 | |
| (0022,1260) | Selected Total Ophthalmic Axial Length Sequence | SelectedTotalOphthalmicAxialLengthSequence | SQ | 1 | |
| (0022,1262) | Ophthalmic Axial Length Quality Metric Sequence | OphthalmicAxialLengthQualityMetricSequence | SQ | 1 | |
| (0022,1265) | <i>Ophthalmic Axial Length Quality Metric Type Code Sequence</i> | <i>OphthalmicAxialLengthQualityMetricTypeCodeSequence</i> | SQ | 1 | RET |
| (0022,1273) | <i>Ophthalmic Axial Length Quality Metric Type Description</i> | <i>OphthalmicAxialLengthQualityMetricTypeDescription</i> | LO | 1 | RET (2011) |
| (0022,1300) | Intraocular Lens Calculations Right Eye Sequence | IntraocularLensCalculationsRightEyeSequence | SQ | 1 | |
| (0022,1310) | Intraocular Lens Calculations Left Eye Sequence | IntraocularLensCalculationsLeftEyeSequence | SQ | 1 | |
| (0022,1330) | Referenced Ophthalmic Axial Length Measurement QC Image Sequence | ReferencedOphthalmicAxialLengthMeasurementQCImageSequence | SQ | 1 | |
| (0022,1415) | Ophthalmic Mapping Device Type | OphthalmicMappingDeviceType | CS | 1 | |
| (0022,1420) | Acquisition Method Code Sequence | AcquisitionMethodCodeSequence | SQ | 1 | |
| (0022,1423) | Acquisition Method Algorithm Sequence | AcquisitionMethodAlgorithmSequence | SQ | 1 | |
| (0022,1436) | Ophthalmic Thickness Map Type Code Sequence | OphthalmicThicknessMapTypeCodeSequence | SQ | 1 | |
| (0022,1443) | Ophthalmic Thickness Mapping Normals Sequence | OphthalmicThicknessMappingNormalsSequence | SQ | 1 | |
| (0022,1445) | Retinal Thickness Definition Code Sequence | RetinalThicknessDefinitionCodeSequence | SQ | 1 | |
| (0022,1450) | Pixel Value Mapping to Coded Concept Sequence | PixelValueMappingToCodedConceptSequence | SQ | 1 | |
| (0022,1452) | Mapped Pixel Value | MappedPixelValue | US or SS | 1 | |
| (0022,1454) | Pixel Value Mapping Explanation | PixelValueMappingExplanation | LO | 1 | |
| (0022,1458) | Ophthalmic Thickness Map Quality Threshold Sequence | OphthalmicThicknessMapQualityThresholdSequence | SQ | 1 | |
| (0022,1460) | Ophthalmic Thickness Map Threshold Quality Rating | OphthalmicThicknessMapThresholdQualityRating | FL | 1 | |
| (0022,1463) | Anatomic Structure Reference Point | AnatomicStructureReferencePoint | FL | 2 | |
| (0022,1465) | Registration to Localizer Sequence | RegistrationToLocalizerSequence | SQ | 1 | |
| (0022,1466) | Registered Localizer Units | RegisteredLocalizerUnits | CS | 1 | |

| Tag | Name | Keyword | VR | VM | |
|-------------|--|--|----|----|--|
| (0022,1467) | Registered Localizer Top Left Hand Corner | RegisteredLocalizerTopLeftHandCorner | FL | 2 | |
| (0022,1468) | Registered Localizer Bottom Right Hand Corner | RegisteredLocalizerBottomRightHandCorner | FL | 2 | |
| (0022,1470) | Ophthalmic Thickness Map Quality Rating Sequence | OphthalmicThicknessMapQualityRatingSequence | SQ | 1 | |
| (0022,1472) | Relevant OPT Attributes Sequence | RelevantOPTAttributesSequence | SQ | 1 | |
| (0022,1512) | Transformation Method Code Sequence | TransformationMethodCodeSequence | SQ | 1 | |
| (0022,1513) | Transformation Algorithm Sequence | TransformationAlgorithmSequence | SQ | 1 | |
| (0022,1515) | Ophthalmic Axial Length Method | OphthalmicAxialLengthMethod | CS | 1 | |
| (0022,1517) | Ophthalmic FOV | OphthalmicFOV | FL | 1 | |
| (0022,1518) | Two Dimensional to Three Dimensional Map Sequence | TwoDimensionalToThreeDimensionalMapSequence | SQ | 1 | |
| (0022,1525) | Wide Field Ophthalmic Photography Quality Rating Sequence | WideFieldOphthalmicPhotographyQualityRatingSequence | SQ | 1 | |
| (0022,1526) | Wide Field Ophthalmic Photography Quality Threshold Sequence | WideFieldOphthalmicPhotographyQualityThresholdSequence | SQ | 1 | |
| (0022,1527) | Wide Field Ophthalmic Photography Threshold Quality Rating | WideFieldOphthalmicPhotographyThresholdQualityRating | FL | 1 | |
| (0022,1528) | X Coordinates Center Pixel View Angle | XCoordinatesCenterPixelViewAngle | FL | 1 | |
| (0022,1529) | Y Coordinates Center Pixel View Angle | YCoordinatesCenterPixelViewAngle | FL | 1 | |
| (0022,1530) | Number of Map Points | NumberOfMapPoints | UL | 1 | |
| (0022,1531) | Two Dimensional to Three Dimensional Map Data | TwoDimensionalToThreeDimensionalMapData | OF | 1 | |
| (0022,1612) | Derivation Algorithm Sequence | DerivationAlgorithmSequence | SQ | 1 | |
| (0022,1615) | Ophthalmic Image Type Code Sequence | OphthalmicImageTypeCodeSequence | SQ | 1 | |
| (0022,1616) | Ophthalmic Image Type Description | OphthalmicImageTypeDescription | LO | 1 | |
| (0022,1618) | Scan Pattern Type Code Sequence | ScanPatternTypeCodeSequence | SQ | 1 | |
| (0022,1620) | Referenced Surface Mesh Identification Sequence | ReferencedSurfaceMeshIdentificationSequence | SQ | 1 | |
| (0022,1622) | Ophthalmic Volumetric Properties Flag | OphthalmicVolumetricPropertiesFlag | CS | 1 | |
| (0022,1624) | Ophthalmic Anatomic Reference Point X-Coordinate | OphthalmicAnatomicReferencePointXCoordinate | FL | 1 | |
| (0022,1626) | Ophthalmic Anatomic Reference Point Y-Coordinate | OphthalmicAnatomicReferencePointYCoordinate | FL | 1 | |
| (0022,1628) | Ophthalmic En Face Image Quality Rating Sequence | OphthalmicEnFaceImageQualityRatingSequence | SQ | 1 | |
| (0022,1630) | Quality Threshold | QualityThreshold | DS | 1 | |
| (0022,1640) | OCT B-scan Analysis Acquisition Parameters Sequence | OCTBscanAnalysisAcquisitionParametersSequence | SQ | 1 | |
| (0022,1642) | Number of B-scans Per Frame | NumberOfBscansPerFrame | UL | 1 | |
| (0022,1643) | B-scan Slab Thickness | BscanSlabThickness | FL | 1 | |

| Tag | Name | Keyword | VR | VM | |
|-------------|---|---|----|-----|--|
| (0022,1644) | Distance Between B-scan Slabs | DistanceBetweenBscanSlabs | FL | 1 | |
| (0022,1645) | B-scan Cycle Time | BscanCycleTime | FL | 1 | |
| (0022,1646) | B-scan Cycle Time Vector | BscanCycleTimeVector | FL | 1-n | |
| (0022,1649) | A-scan Rate | AscanRate | FL | 1 | |
| (0022,1650) | B-scan Rate | BscanRate | FL | 1 | |
| (0022,1658) | Surface Mesh Z-Pixel Offset | SurfaceMeshZPixelOffset | UL | 1 | |
| (0024,0010) | Visual Field Horizontal Extent | VisualFieldHorizontalExtent | FL | 1 | |
| (0024,0011) | Visual Field Vertical Extent | VisualFieldVerticalExtent | FL | 1 | |
| (0024,0012) | Visual Field Shape | VisualFieldShape | CS | 1 | |
| (0024,0016) | Screening Test Mode Code Sequence | ScreeningTestModeCodeSequence | SQ | 1 | |
| (0024,0018) | Maximum Stimulus Luminance | MaximumStimulusLuminance | FL | 1 | |
| (0024,0020) | Background Luminance | BackgroundLuminance | FL | 1 | |
| (0024,0021) | Stimulus Color Code Sequence | StimulusColorCodeSequence | SQ | 1 | |
| (0024,0024) | Background Illumination Color Code Sequence | BackgroundIlluminationColorCodeSequence | SQ | 1 | |
| (0024,0025) | Stimulus Area | StimulusArea | FL | 1 | |
| (0024,0028) | Stimulus Presentation Time | StimulusPresentationTime | FL | 1 | |
| (0024,0032) | Fixation Sequence | FixationSequence | SQ | 1 | |
| (0024,0033) | Fixation Monitoring Code Sequence | FixationMonitoringCodeSequence | SQ | 1 | |
| (0024,0034) | Visual Field Catch Trial Sequence | VisualFieldCatchTrialSequence | SQ | 1 | |
| (0024,0035) | Fixation Checked Quantity | FixationCheckedQuantity | US | 1 | |
| (0024,0036) | Patient Not Properly Fixated Quantity | PatientNotProperlyFixatedQuantity | US | 1 | |
| (0024,0037) | Presented Visual Stimuli Data Flag | PresentedVisualStimuliDataFlag | CS | 1 | |
| (0024,0038) | Number of Visual Stimuli | NumberOfVisualStimuli | US | 1 | |
| (0024,0039) | Excessive Fixation Losses Data Flag | ExcessiveFixationLossesDataFlag | CS | 1 | |
| (0024,0040) | Excessive Fixation Losses | ExcessiveFixationLosses | CS | 1 | |
| (0024,0042) | Stimuli Retesting Quantity | StimuliRetestingQuantity | US | 1 | |
| (0024,0044) | Comments on Patient's Performance of Visual Field | CommentsOnPatientPerformanceOfVisualField | LT | 1 | |
| (0024,0045) | False Negatives Estimate Flag | FalseNegativesEstimateFlag | CS | 1 | |
| (0024,0046) | False Negatives Estimate | FalseNegativesEstimate | FL | 1 | |
| (0024,0048) | Negative Catch Trials Quantity | NegativeCatchTrialsQuantity | US | 1 | |
| (0024,0050) | False Negatives Quantity | FalseNegativesQuantity | US | 1 | |
| (0024,0051) | Excessive False Negatives Data Flag | ExcessiveFalseNegativesDataFlag | CS | 1 | |
| (0024,0052) | Excessive False Negatives | ExcessiveFalseNegatives | CS | 1 | |
| (0024,0053) | False Positives Estimate Flag | FalsePositivesEstimateFlag | CS | 1 | |
| (0024,0054) | False Positives Estimate | FalsePositivesEstimate | FL | 1 | |
| (0024,0055) | Catch Trials Data Flag | CatchTrialsDataFlag | CS | 1 | |
| (0024,0056) | Positive Catch Trials Quantity | PositiveCatchTrialsQuantity | US | 1 | |

| Tag | Name | Keyword | VR | VM | |
|-------------|--|--|----|----|--|
| (0024,0057) | Test Point Normals Data Flag | TestPointNormalsDataFlag | CS | 1 | |
| (0024,0058) | Test Point Normals Sequence | TestPointNormalsSequence | SQ | 1 | |
| (0024,0059) | Global Deviation Probability Normals Flag | GlobalDeviationProbabilityNormalsFlag | CS | 1 | |
| (0024,0060) | False Positives Quantity | FalsePositivesQuantity | US | 1 | |
| (0024,0061) | Excessive False Positives Data Flag | ExcessiveFalsePositivesDataFlag | CS | 1 | |
| (0024,0062) | Excessive False Positives | ExcessiveFalsePositives | CS | 1 | |
| (0024,0063) | Visual Field Test Normals Flag | VisualFieldTestNormalsFlag | CS | 1 | |
| (0024,0064) | Results Normals Sequence | ResultsNormalsSequence | SQ | 1 | |
| (0024,0065) | Age Corrected Sensitivity Deviation Algorithm Sequence | AgeCorrectedSensitivityDeviationAlgorithmSequence | SQ | 1 | |
| (0024,0066) | Global Deviation From Normal | GlobalDeviationFromNormal | FL | 1 | |
| (0024,0067) | Generalized Defect Sensitivity Deviation Algorithm Sequence | GeneralizedDefectSensitivityDeviationAlgorithmSequence | SQ | 1 | |
| (0024,0068) | Localized Deviation From Normal | LocalizedDeviationFromNormal | FL | 1 | |
| (0024,0069) | Patient Reliability Indicator | PatientReliabilityIndicator | LO | 1 | |
| (0024,0070) | Visual Field Mean Sensitivity | VisualFieldMeanSensitivity | FL | 1 | |
| (0024,0071) | Global Deviation Probability | GlobalDeviationProbability | FL | 1 | |
| (0024,0072) | Local Deviation Probability Normals Flag | LocalDeviationProbabilityNormalsFlag | CS | 1 | |
| (0024,0073) | Localized Deviation Probability | LocalizedDeviationProbability | FL | 1 | |
| (0024,0074) | Short Term Fluctuation Calculated | ShortTermFluctuationCalculated | CS | 1 | |
| (0024,0075) | Short Term Fluctuation | ShortTermFluctuation | FL | 1 | |
| (0024,0076) | Short Term Fluctuation Probability Calculated | ShortTermFluctuationProbabilityCalculated | CS | 1 | |
| (0024,0077) | Short Term Fluctuation Probability | ShortTermFluctuationProbability | FL | 1 | |
| (0024,0078) | Corrected Localized Deviation From Normal Calculated | CorrectedLocalizedDeviationFromNormalCalculated | CS | 1 | |
| (0024,0079) | Corrected Localized Deviation From Normal | CorrectedLocalizedDeviationFromNormal | FL | 1 | |
| (0024,0080) | Corrected Localized Deviation From Normal Probability Calculated | CorrectedLocalizedDeviationFromNormalProbabilityCalculated | CS | 1 | |
| (0024,0081) | Corrected Localized Deviation From Normal Probability | CorrectedLocalizedDeviationFromNormalProbability | FL | 1 | |
| (0024,0083) | Global Deviation Probability Sequence | GlobalDeviationProbabilitySequence | SQ | 1 | |
| (0024,0085) | Localized Deviation Probability Sequence | LocalizedDeviationProbabilitySequence | SQ | 1 | |
| (0024,0086) | Foveal Sensitivity Measured | FovealSensitivityMeasured | CS | 1 | |
| (0024,0087) | Foveal Sensitivity | FovealSensitivity | FL | 1 | |
| (0024,0088) | Visual Field Test Duration | VisualFieldTestDuration | FL | 1 | |
| (0024,0089) | Visual Field Test Point Sequence | VisualFieldTestPointSequence | SQ | 1 | |
| (0024,0090) | Visual Field Test Point X-Coordinate | VisualFieldTestPointXCoordinate | FL | 1 | |

| Tag | Name | Keyword | VR | VM | |
|-------------|--|--|----|----|--|
| (0024,0091) | Visual Field Test Point Y-Coordinate | VisualFieldTestPointYCoordinate | FL | 1 | |
| (0024,0092) | Age Corrected Sensitivity Deviation Value | AgeCorrectedSensitivityDeviationValue | FL | 1 | |
| (0024,0093) | Stimulus Results | StimulusResults | CS | 1 | |
| (0024,0094) | Sensitivity Value | SensitivityValue | FL | 1 | |
| (0024,0095) | Retest Stimulus Seen | RetestStimulusSeen | CS | 1 | |
| (0024,0096) | Retest Sensitivity Value | RetestSensitivityValue | FL | 1 | |
| (0024,0097) | Visual Field Test Point Normals Sequence | VisualFieldTestPointNormalsSequence | SQ | 1 | |
| (0024,0098) | Quantified Defect | QuantifiedDefect | FL | 1 | |
| (0024,0100) | Age Corrected Sensitivity Deviation Probability Value | AgeCorrectedSensitivityDeviationProbabilityValue | FL | 1 | |
| (0024,0102) | Generalized Defect Corrected Sensitivity Deviation Flag | GeneralizedDefectCorrectedSensitivityDeviationFlag | CS | 1 | |
| (0024,0103) | Generalized Defect Corrected Sensitivity Deviation Value | GeneralizedDefectCorrectedSensitivityDeviationValue | FL | 1 | |
| (0024,0104) | Generalized Defect Corrected Sensitivity Deviation Probability Value | GeneralizedDefectCorrectedSensitivityDeviationProbabilityValue | FL | 1 | |
| (0024,0105) | Minimum Sensitivity Value | MinimumSensitivityValue | FL | 1 | |
| (0024,0106) | Blind Spot Localized | BlindSpotLocalized | CS | 1 | |
| (0024,0107) | Blind Spot X-Coordinate | BlindSpotXCoordinate | FL | 1 | |
| (0024,0108) | Blind Spot Y-Coordinate | BlindSpotYCoordinate | FL | 1 | |
| (0024,0110) | Visual Acuity Measurement Sequence | VisualAcuityMeasurementSequence | SQ | 1 | |
| (0024,0112) | Refractive Parameters Used on Patient Sequence | RefractiveParametersUsedOnPatientSequence | SQ | 1 | |
| (0024,0113) | Measurement Laterality | MeasurementLaterality | CS | 1 | |
| (0024,0114) | Ophthalmic Patient Clinical Information Left Eye Sequence | OphthalmicPatientClinicalInformationLeftEyeSequence | SQ | 1 | |
| (0024,0115) | Ophthalmic Patient Clinical Information Right Eye Sequence | OphthalmicPatientClinicalInformationRightEyeSequence | SQ | 1 | |
| (0024,0117) | Foveal Point Normative Data Flag | FovealPointNormativeDataFlag | CS | 1 | |
| (0024,0118) | Foveal Point Probability Value | FovealPointProbabilityValue | FL | 1 | |
| (0024,0120) | Screening Baseline Measured | ScreeningBaselineMeasured | CS | 1 | |
| (0024,0122) | Screening Baseline Measured Sequence | ScreeningBaselineMeasuredSequence | SQ | 1 | |
| (0024,0124) | Screening Baseline Type | ScreeningBaselineType | CS | 1 | |
| (0024,0126) | Screening Baseline Value | ScreeningBaselineValue | FL | 1 | |
| (0024,0202) | Algorithm Source | AlgorithmSource | LO | 1 | |
| (0024,0306) | Data Set Name | DataSetName | LO | 1 | |
| (0024,0307) | Data Set Version | DataSetVersion | LO | 1 | |
| (0024,0308) | Data Set Source | DataSetSource | LO | 1 | |
| (0024,0309) | Data Set Description | DataSetDescription | LO | 1 | |

| Tag | Name | Keyword | VR | VM | |
|-------------|---|---|----|-----|-------------------------|
| (0024,0317) | Visual Field Test Reliability Global Index Sequence | VisualFieldTestReliabilityGlobalIndexSequence | SQ | 1 | |
| (0024,0320) | Visual Field Global Results Index Sequence | VisualFieldGlobalResultsIndexSequence | SQ | 1 | |
| (0024,0325) | Data Observation Sequence | DataObservationSequence | SQ | 1 | |
| (0024,0338) | Index Normals Flag | IndexNormalsFlag | CS | 1 | |
| (0024,0341) | Index Probability | IndexProbability | FL | 1 | |
| (0024,0344) | Index Probability Sequence | IndexProbabilitySequence | SQ | 1 | |
| (0028,0002) | Samples per Pixel | SamplesPerPixel | US | 1 | |
| (0028,0003) | Samples per Pixel Used | SamplesPerPixelUsed | US | 1 | |
| (0028,0004) | Photometric Interpretation | PhotometricInterpretation | CS | 1 | |
| (0028,0005) | <i>Image Dimensions</i> | <i>ImageDimensions</i> | US | 1 | RET |
| (0028,0006) | Planar Configuration | PlanarConfiguration | US | 1 | |
| (0028,0008) | Number of Frames | NumberOfFrames | IS | 1 | |
| (0028,0009) | Frame Increment Pointer | FrameIncrementPointer | AT | 1-n | |
| (0028,000A) | Frame Dimension Pointer | FrameDimensionPointer | AT | 1-n | |
| (0028,0010) | Rows | Rows | US | 1 | |
| (0028,0011) | Columns | Columns | US | 1 | |
| (0028,0012) | <i>Planes</i> | <i>Planes</i> | US | 1 | RET (2007) |
| (0028,0014) | Ultrasound Color Data Present | UltrasoundColorDataPresent | US | 1 | |
| (0028,0020) | | | | | RET (2007) - See Note 3 |
| (0028,0030) | Pixel Spacing | PixelSpacing | DS | 2 | |
| (0028,0031) | Zoom Factor | ZoomFactor | DS | 2 | |
| (0028,0032) | Zoom Center | ZoomCenter | DS | 2 | |
| (0028,0034) | Pixel Aspect Ratio | PixelAspectRatio | IS | 2 | |
| (0028,0040) | <i>Image Format</i> | <i>ImageFormat</i> | CS | 1 | RET |
| (0028,0050) | <i>Manipulated Image</i> | <i>ManipulatedImage</i> | LO | 1-n | RET |
| (0028,0051) | Corrected Image | CorrectedImage | CS | 1-n | |
| (0028,005F) | <i>Compression Recognition Code</i> | <i>CompressionRecognitionCode</i> | LO | 1 | RET (2007) |
| (0028,0060) | <i>Compression Code</i> | <i>CompressionCode</i> | CS | 1 | RET |
| (0028,0061) | <i>Compression Originator</i> | <i>CompressionOriginator</i> | SH | 1 | RET (2007) |
| (0028,0062) | <i>Compression Label</i> | <i>CompressionLabel</i> | LO | 1 | RET (2007) |
| (0028,0063) | <i>Compression Description</i> | <i>CompressionDescription</i> | SH | 1 | RET (2007) |
| (0028,0065) | <i>Compression Sequence</i> | <i>CompressionSequence</i> | CS | 1-n | RET (2007) |
| (0028,0066) | <i>Compression Step Pointers</i> | <i>CompressionStepPointers</i> | AT | 1-n | RET (2007) |

| Tag | Name | Keyword | VR | VM | |
|-------------|--|-----------------------------------|----------|-----|------------|
| (0028,0068) | Repeat Interval | RepeatInterval | US | 1 | RET (2007) |
| (0028,0069) | Bits Grouped | BitsGrouped | US | 1 | RET (2007) |
| (0028,0070) | Perimeter Table | PerimeterTable | US | 1-n | RET (2007) |
| (0028,0071) | Perimeter Value | PerimeterValue | US or SS | 1 | RET (2007) |
| (0028,0080) | Predictor Rows | PredictorRows | US | 1 | RET (2007) |
| (0028,0081) | Predictor Columns | PredictorColumns | US | 1 | RET (2007) |
| (0028,0082) | Predictor Constants | PredictorConstants | US | 1-n | RET (2007) |
| (0028,0090) | Blocked Pixels | BlockedPixels | CS | 1 | RET (2007) |
| (0028,0091) | Block Rows | BlockRows | US | 1 | RET (2007) |
| (0028,0092) | Block Columns | BlockColumns | US | 1 | RET (2007) |
| (0028,0093) | Row Overlap | RowOverlap | US | 1 | RET (2007) |
| (0028,0094) | Column Overlap | ColumnOverlap | US | 1 | RET (2007) |
| (0028,0100) | Bits Allocated | BitsAllocated | US | 1 | |
| (0028,0101) | Bits Stored | BitsStored | US | 1 | |
| (0028,0102) | High Bit | HighBit | US | 1 | |
| (0028,0103) | Pixel Representation | PixelRepresentation | US | 1 | |
| (0028,0104) | Smallest Valid Pixel Value | SmallestValidPixelValue | US or SS | 1 | RET |
| (0028,0105) | Largest Valid Pixel Value | LargestValidPixelValue | US or SS | 1 | RET |
| (0028,0106) | Smallest Image Pixel Value | SmallestImagePixelValue | US or SS | 1 | |
| (0028,0107) | Largest Image Pixel Value | LargestImagePixelValue | US or SS | 1 | |
| (0028,0108) | Smallest Pixel Value in Series | SmallestPixelValueInSeries | US or SS | 1 | |
| (0028,0109) | Largest Pixel Value in Series | LargestPixelValueInSeries | US or SS | 1 | |
| (0028,0110) | Smallest Image Pixel Value in Plane | SmallestImagePixelValueInPlane | US or SS | 1 | RET (2007) |
| (0028,0111) | Largest Image Pixel Value in Plane | LargestImagePixelValueInPlane | US or SS | 1 | RET (2007) |
| (0028,0120) | Pixel Padding Value | PixelPaddingValue | US or SS | 1 | |
| (0028,0121) | Pixel Padding Range Limit | PixelPaddingRangeLimit | US or SS | 1 | |
| (0028,0122) | Float Pixel Padding Value | FloatPixelPaddingValue | FL | 1 | |
| (0028,0123) | Double Float Pixel Padding Value | DoubleFloatPixelPaddingValue | FD | 1 | |
| (0028,0124) | Float Pixel Padding Range Limit | FloatPixelPaddingRangeLimit | FL | 1 | |
| (0028,0125) | Double Float Pixel Padding Range Limit | DoubleFloatPixelPaddingRangeLimit | FD | 1 | |
| (0028,0200) | Image Location | ImageLocation | US | 1 | RET |

| Tag | Name | Keyword | VR | VM | |
|-------------|--|---|----|-----|------------|
| (0028,0300) | Quality Control Image | QualityControlImage | CS | 1 | |
| (0028,0301) | Burned In Annotation | BurnedInAnnotation | CS | 1 | |
| (0028,0302) | Recognizable Visual Features | RecognizableVisualFeatures | CS | 1 | |
| (0028,0303) | Longitudinal Temporal Information Modified | LongitudinalTemporalInformationModified | CS | 1 | |
| (0028,0304) | Referenced Color Palette Instance UID | ReferencedColorPaletteInstanceUID | UI | 1 | |
| (0028,0400) | <i>Transform Label</i> | <i>TransformLabel</i> | LO | 1 | RET (2007) |
| (0028,0401) | <i>Transform Version Number</i> | <i>TransformVersionNumber</i> | LO | 1 | RET (2007) |
| (0028,0402) | <i>Number of Transform Steps</i> | <i>NumberOfTransformSteps</i> | US | 1 | RET (2007) |
| (0028,0403) | <i>Sequence of Compressed Data</i> | <i>SequenceOfCompressedData</i> | LO | 1-n | RET (2007) |
| (0028,0404) | <i>Details of Coefficients</i> | <i>DetailsOfCoefficients</i> | AT | 1-n | RET (2007) |
| (0028,04x0) | <i>Rows For Nth Order Coefficients</i> | <i>RowsForNthOrderCoefficients</i> | US | 1 | RET (2007) |
| (0028,04x1) | <i>Columns For Nth Order Coefficients</i> | <i>ColumnsForNthOrderCoefficients</i> | US | 1 | RET (2007) |
| (0028,04x2) | <i>Coefficient Coding</i> | <i>CoefficientCoding</i> | LO | 1-n | RET (2007) |
| (0028,04x3) | <i>Coefficient Coding Pointers</i> | <i>CoefficientCodingPointers</i> | AT | 1-n | RET (2007) |
| (0028,0700) | <i>DCT Label</i> | <i>DCTLabel</i> | LO | 1 | RET (2007) |
| (0028,0701) | <i>Data Block Description</i> | <i>DataBlockDescription</i> | CS | 1-n | RET (2007) |
| (0028,0702) | <i>Data Block</i> | <i>DataBlock</i> | AT | 1-n | RET (2007) |
| (0028,0710) | <i>Normalization Factor Format</i> | <i>NormalizationFactorFormat</i> | US | 1 | RET (2007) |
| (0028,0720) | <i>Zonal Map Number Format</i> | <i>ZonalMapNumberFormat</i> | US | 1 | RET (2007) |
| (0028,0721) | <i>Zonal Map Location</i> | <i>ZonalMapLocation</i> | AT | 1-n | RET (2007) |
| (0028,0722) | <i>Zonal Map Format</i> | <i>ZonalMapFormat</i> | US | 1 | RET (2007) |
| (0028,0730) | <i>Adaptive Map Format</i> | <i>AdaptiveMapFormat</i> | US | 1 | RET (2007) |
| (0028,0740) | <i>Code Number Format</i> | <i>CodeNumberFormat</i> | US | 1 | RET (2007) |
| (0028,08x0) | <i>Code Label</i> | <i>CodeLabel</i> | CS | 1-n | RET (2007) |
| (0028,08x2) | <i>Number of Tables</i> | <i>NumberOfTables</i> | US | 1 | RET (2007) |

| Tag | Name | Keyword | VR | VM | |
|-------------|---|---|----------------|----------|------------|
| (0028,08x3) | Code Table Location | CodeTableLocation | AT | 1-n | RET (2007) |
| (0028,08x4) | Bits For Code Word | BitsForCodeWord | US | 1 | RET (2007) |
| (0028,08x8) | Image Data Location | ImageDataLocation | AT | 1-n | RET (2007) |
| (0028,0A02) | Pixel Spacing Calibration Type | PixelSpacingCalibrationType | CS | 1 | |
| (0028,0A04) | Pixel Spacing Calibration Description | PixelSpacingCalibrationDescription | LO | 1 | |
| (0028,1040) | Pixel Intensity Relationship | PixelIntensityRelationship | CS | 1 | |
| (0028,1041) | Pixel Intensity Relationship Sign | PixelIntensityRelationshipSign | SS | 1 | |
| (0028,1050) | Window Center | WindowCenter | DS | 1-n | |
| (0028,1051) | Window Width | WindowWidth | DS | 1-n | |
| (0028,1052) | Rescale Intercept | RescaleIntercept | DS | 1 | |
| (0028,1053) | Rescale Slope | RescaleSlope | DS | 1 | |
| (0028,1054) | Rescale Type | RescaleType | LO | 1 | |
| (0028,1055) | Window Center & Width Explanation | WindowCenterWidthExplanation | LO | 1-n | |
| (0028,1056) | VOI LUT Function | VOILUTFunction | CS | 1 | |
| (0028,1080) | Gray Scale | GrayScale | CS | 1 | RET |
| (0028,1090) | Recommended Viewing Mode | RecommendedViewingMode | CS | 1 | |
| (0028,1100) | Gray Lookup Table Descriptor | GrayLookupTableDescriptor | US or SS | 3 | RET |
| (0028,1101) | Red Palette Color Lookup Table Descriptor | RedPaletteColorLookupTableDescriptor | US or SS | 3 | |
| (0028,1102) | Green Palette Color Lookup Table Descriptor | GreenPaletteColorLookupTableDescriptor | US or SS | 3 | |
| (0028,1103) | Blue Palette Color Lookup Table Descriptor | BluePaletteColorLookupTableDescriptor | US or SS | 3 | |
| (0028,1104) | Alpha Palette Color Lookup Table Descriptor | AlphaPaletteColorLookupTableDescriptor | US | 3 | |
| (0028,1111) | Large Red Palette Color Lookup Table Descriptor | LargeRedPaletteColorLookupTableDescriptor | US or SS | 4 | RET (2007) |
| (0028,1112) | Large Green Palette Color Lookup Table Descriptor | LargeGreenPaletteColorLookupTableDescriptor | US or SS | 4 | RET (2007) |
| (0028,1113) | Large Blue Palette Color Lookup Table Descriptor | LargeBluePaletteColorLookupTableDescriptor | US or SS | 4 | RET (2007) |
| (0028,1199) | Palette Color Lookup Table UID | PaletteColorLookupTableUID | UI | 1 | |
| (0028,1200) | Gray Lookup Table Data | GrayLookupTableData | US or SS or OW | 1-n or 1 | RET |
| (0028,1201) | Red Palette Color Lookup Table Data | RedPaletteColorLookupTableData | OW | 1 | |
| (0028,1202) | Green Palette Color Lookup Table Data | GreenPaletteColorLookupTableData | OW | 1 | |
| (0028,1203) | Blue Palette Color Lookup Table Data | BluePaletteColorLookupTableData | OW | 1 | |

| Tag | Name | Keyword | VR | VM | |
|-------------|---|---|----|----|------------|
| (0028,1204) | Alpha Palette Color Lookup Table Data | AlphaPaletteColorLookupTableData | OW | 1 | |
| (0028,1211) | Large Red Palette Color Lookup Table Data | LargeRedPaletteColorLookupTableData | OW | 1 | RET (2007) |
| (0028,1212) | Large Green Palette Color Lookup Table Data | LargeGreenPaletteColorLookupTableData | OW | 1 | RET (2007) |
| (0028,1213) | Large Blue Palette Color Lookup Table Data | LargeBluePaletteColorLookupTableData | OW | 1 | RET (2007) |
| (0028,1214) | Large Palette Color Lookup Table UID | LargePaletteColorLookupTableUID | UI | 1 | RET (2007) |
| (0028,1221) | Segmented Red Palette Color Lookup Table Data | SegmentedRedPaletteColorLookupTableData | OW | 1 | |
| (0028,1222) | Segmented Green Palette Color Lookup Table Data | SegmentedGreenPaletteColorLookupTableData | OW | 1 | |
| (0028,1223) | Segmented Blue Palette Color Lookup Table Data | SegmentedBluePaletteColorLookupTableData | OW | 1 | |
| (0028,1224) | Segmented Alpha Palette Color Lookup Table Data | SegmentedAlphaPaletteColorLookupTableData | OW | 1 | |
| (0028,1230) | Stored Value Color Range Sequence | StoredValueColorRangeSequence | SQ | 1 | |
| (0028,1231) | Minimum Stored Value Mapped | MinimumStoredValueMapped | FD | 1 | |
| (0028,1232) | Maximum Stored Value Mapped | MaximumStoredValueMapped | FD | 1 | |
| (0028,1300) | Breast Implant Present | BreastImplantPresent | CS | 1 | |
| (0028,1350) | Partial View | PartialView | CS | 1 | |
| (0028,1351) | Partial View Description | PartialViewDescription | ST | 1 | |
| (0028,1352) | Partial View Code Sequence | PartialViewCodeSequence | SQ | 1 | |
| (0028,135A) | Spatial Locations Preserved | SpatialLocationsPreserved | CS | 1 | |
| (0028,1401) | Data Frame Assignment Sequence | DataFrameAssignmentSequence | SQ | 1 | |
| (0028,1402) | Data Path Assignment | DataPathAssignment | CS | 1 | |
| (0028,1403) | Bits Mapped to Color Lookup Table | BitsMappedToColorLookupTable | US | 1 | |
| (0028,1404) | Blending LUT 1 Sequence | BlendingLUT1Sequence | SQ | 1 | |
| (0028,1405) | Blending LUT 1 Transfer Function | BlendingLUT1TransferFunction | CS | 1 | |
| (0028,1406) | Blending Weight Constant | BlendingWeightConstant | FD | 1 | |
| (0028,1407) | Blending Lookup Table Descriptor | BlendingLookupTableDescriptor | US | 3 | |
| (0028,1408) | Blending Lookup Table Data | BlendingLookupTableData | OW | 1 | |
| (0028,140B) | Enhanced Palette Color Lookup Table Sequence | EnhancedPaletteColorLookupTableSequence | SQ | 1 | |
| (0028,140C) | Blending LUT 2 Sequence | BlendingLUT2Sequence | SQ | 1 | |
| (0028,140D) | Blending LUT 2 Transfer Function | BlendingLUT2TransferFunction | CS | 1 | |
| (0028,140E) | Data Path ID | DataPathID | CS | 1 | |
| (0028,140F) | RGB LUT Transfer Function | RGBLUTTransferFunction | CS | 1 | |
| (0028,1410) | Alpha LUT Transfer Function | AlphaLUTTransferFunction | CS | 1 | |
| (0028,2000) | ICC Profile | ICCProfile | OB | 1 | |
| (0028,2002) | Color Space | ColorSpace | CS | 1 | |
| (0028,2110) | Lossy Image Compression | LossyImageCompression | CS | 1 | |

| Tag | Name | Keyword | VR | VM | |
|-------------|---|--|-----------|------------|-------------------|
| (0028,2112) | Lossy Image Compression Ratio | LossyImageCompressionRatio | DS | 1-n | |
| (0028,2114) | Lossy Image Compression Method | LossyImageCompressionMethod | CS | 1-n | |
| (0028,3000) | Modality LUT Sequence | ModalityLUTSequence | SQ | 1 | |
| (0028,3002) | LUT Descriptor | LUTDescriptor | US or SS | 3 | |
| (0028,3003) | LUT Explanation | LUTExplanation | LO | 1 | |
| (0028,3004) | Modality LUT Type | ModalityLUTType | LO | 1 | |
| (0028,3006) | LUT Data | LUTData | US or OW | 1-n or 1 | |
| (0028,3010) | VOI LUT Sequence | VOILUTSequence | SQ | 1 | |
| (0028,3110) | Softcopy VOI LUT Sequence | SoftcopyVOILUTSequence | SQ | 1 | |
| (0028,4000) | <i>Image Presentation Comments</i> | <i>ImagePresentationComments</i> | <i>LT</i> | <i>1</i> | <i>RET</i> |
| (0028,5000) | <i>Bi-Plane Acquisition Sequence</i> | <i>BiPlaneAcquisitionSequence</i> | <i>SQ</i> | <i>1</i> | <i>RET (2007)</i> |
| (0028,6010) | Representative Frame Number | RepresentativeFrameNumber | US | 1 | |
| (0028,6020) | Frame Numbers of Interest (FOI) | FrameNumbersOfInterest | US | 1-n | |
| (0028,6022) | Frame of Interest Description | FrameOfInterestDescription | LO | 1-n | |
| (0028,6023) | Frame of Interest Type | FrameOfInterestType | CS | 1-n | |
| (0028,6030) | <i>Mask Pointer(s)</i> | <i>MaskPointers</i> | <i>US</i> | <i>1-n</i> | <i>RET (2001)</i> |
| (0028,6040) | R Wave Pointer | RWavePointer | US | 1-n | |
| (0028,6100) | Mask Subtraction Sequence | MaskSubtractionSequence | SQ | 1 | |
| (0028,6101) | Mask Operation | MaskOperation | CS | 1 | |
| (0028,6102) | Applicable Frame Range | ApplicableFrameRange | US | 2-2n | |
| (0028,6110) | Mask Frame Numbers | MaskFrameNumbers | US | 1-n | |
| (0028,6112) | Contrast Frame Averaging | ContrastFrameAveraging | US | 1 | |
| (0028,6114) | Mask Sub-pixel Shift | MaskSubPixelShift | FL | 2 | |
| (0028,6120) | TID Offset | TIDOffset | SS | 1 | |
| (0028,6190) | Mask Operation Explanation | MaskOperationExplanation | ST | 1 | |
| (0028,7000) | Equipment Administrator Sequence | EquipmentAdministratorSequence | SQ | 1 | |
| (0028,7001) | Number of Display Subsystems | NumberOfDisplaySubsystems | US | 1 | |
| (0028,7002) | Current Configuration ID | CurrentConfigurationID | US | 1 | |
| (0028,7003) | Display Subsystem ID | DisplaySubsystemID | US | 1 | |
| (0028,7004) | Display Subsystem Name | DisplaySubsystemName | SH | 1 | |
| (0028,7005) | Display Subsystem Description | DisplaySubsystemDescription | LO | 1 | |
| (0028,7006) | System Status | SystemStatus | CS | 1 | |
| (0028,7007) | System Status Comment | SystemStatusComment | LO | 1 | |
| (0028,7008) | Target Luminance Characteristics Sequence | TargetLuminanceCharacteristicsSequence | SQ | 1 | |
| (0028,7009) | Luminance Characteristics ID | LuminanceCharacteristicsID | US | 1 | |
| (0028,700A) | Display Subsystem Configuration Sequence | DisplaySubsystemConfigurationSequence | SQ | 1 | |
| (0028,700B) | Configuration ID | ConfigurationID | US | 1 | |
| (0028,700C) | Configuration Name | ConfigurationName | SH | 1 | |
| (0028,700D) | Configuration Description | ConfigurationDescription | LO | 1 | |

| Tag | Name | Keyword | VR | VM | |
|-------------|--|--|----|-----|--|
| (0028,700E) | Referenced Target Luminance Characteristics ID | ReferencedTargetLuminanceCharacteristicsID | US | 1 | |
| (0028,700F) | QA Results Sequence | QAResultsSequence | SQ | 1 | |
| (0028,7010) | Display Subsystem QA Results Sequence | DisplaySubsystemQAResultsSequence | SQ | 1 | |
| (0028,7011) | Configuration QA Results Sequence | ConfigurationQAResultsSequence | SQ | 1 | |
| (0028,7012) | Measurement Equipment Sequence | MeasurementEquipmentSequence | SQ | 1 | |
| (0028,7013) | Measurement Functions | MeasurementFunctions | CS | 1-n | |
| (0028,7014) | Measurement Equipment Type | MeasurementEquipmentType | CS | 1 | |
| (0028,7015) | Visual Evaluation Result Sequence | VisualEvaluationResultSequence | SQ | 1 | |
| (0028,7016) | Display Calibration Result Sequence | DisplayCalibrationResultSequence | SQ | 1 | |
| (0028,7017) | DDL Value | DDLValue | US | 1 | |
| (0028,7018) | CIExy White Point | CIExyWhitePoint | FL | 2 | |
| (0028,7019) | Display Function Type | DisplayFunctionType | CS | 1 | |
| (0028,701A) | Gamma Value | GammaValue | FL | 1 | |
| (0028,701B) | Number of Luminance Points | NumberOfLuminancePoints | US | 1 | |
| (0028,701C) | Luminance Response Sequence | LuminanceResponseSequence | SQ | 1 | |
| (0028,701D) | Target Minimum Luminance | TargetMinimumLuminance | FL | 1 | |
| (0028,701E) | Target Maximum Luminance | TargetMaximumLuminance | FL | 1 | |
| (0028,701F) | Luminance Value | LuminanceValue | FL | 1 | |
| (0028,7020) | Luminance Response Description | LuminanceResponseDescription | LO | 1 | |
| (0028,7021) | White Point Flag | WhitePointFlag | CS | 1 | |
| (0028,7022) | Display Device Type Code Sequence | DisplayDeviceTypeCodeSequence | SQ | 1 | |
| (0028,7023) | Display Subsystem Sequence | DisplaySubsystemSequence | SQ | 1 | |
| (0028,7024) | Luminance Result Sequence | LuminanceResultSequence | SQ | 1 | |
| (0028,7025) | Ambient Light Value Source | AmbientLightValueSource | CS | 1 | |
| (0028,7026) | Measured Characteristics | MeasuredCharacteristics | CS | 1-n | |
| (0028,7027) | Luminance Uniformity Result Sequence | LuminanceUniformityResultSequence | SQ | 1 | |
| (0028,7028) | Visual Evaluation Test Sequence | VisualEvaluationTestSequence | SQ | 1 | |
| (0028,7029) | Test Result | TestResult | CS | 1 | |
| (0028,702A) | Test Result Comment | TestResultComment | LO | 1 | |
| (0028,702B) | Test Image Validation | TestImageValidation | CS | 1 | |
| (0028,702C) | Test Pattern Code Sequence | TestPatternCodeSequence | SQ | 1 | |
| (0028,702D) | Measurement Pattern Code Sequence | MeasurementPatternCodeSequence | SQ | 1 | |
| (0028,702E) | Visual Evaluation Method Code Sequence | VisualEvaluationMethodCodeSequence | SQ | 1 | |
| (0028,7FE0) | Pixel Data Provider URL | PixelDataProviderURL | UR | 1 | |
| (0028,9001) | Data Point Rows | DataPointRows | UL | 1 | |
| (0028,9002) | Data Point Columns | DataPointColumns | UL | 1 | |
| (0028,9003) | Signal Domain Columns | SignalDomainColumns | CS | 1 | |

| Tag | Name | Keyword | VR | VM | |
|-------------|--|---|----|------|------------|
| (0028,9099) | <i>Largest Monochrome Pixel Value</i> | <i>LargestMonochromePixelValue</i> | US | 1 | RET (2003) |
| (0028,9108) | Data Representation | DataRepresentation | CS | 1 | |
| (0028,9110) | Pixel Measures Sequence | PixelMeasuresSequence | SQ | 1 | |
| (0028,9132) | Frame VOI LUT Sequence | FrameVOILUTSequence | SQ | 1 | |
| (0028,9145) | Pixel Value Transformation Sequence | PixelValueTransformationSequence | SQ | 1 | |
| (0028,9235) | Signal Domain Rows | SignalDomainRows | CS | 1 | |
| (0028,9411) | Display Filter Percentage | DisplayFilterPercentage | FL | 1 | |
| (0028,9415) | Frame Pixel Shift Sequence | FramePixelShiftSequence | SQ | 1 | |
| (0028,9416) | Subtraction Item ID | SubtractionItemID | US | 1 | |
| (0028,9422) | Pixel Intensity Relationship LUT Sequence | PixelIntensityRelationshipLUTSequence | SQ | 1 | |
| (0028,9443) | Frame Pixel Data Properties Sequence | FramePixelDataPropertiesSequence | SQ | 1 | |
| (0028,9444) | Geometrical Properties | GeometricalProperties | CS | 1 | |
| (0028,9445) | Geometric Maximum Distortion | GeometricMaximumDistortion | FL | 1 | |
| (0028,9446) | Image Processing Applied | ImageProcessingApplied | CS | 1-n | |
| (0028,9454) | Mask Selection Mode | MaskSelectionMode | CS | 1 | |
| (0028,9474) | LUT Function | LUTFunction | CS | 1 | |
| (0028,9478) | Mask Visibility Percentage | MaskVisibilityPercentage | FL | 1 | |
| (0028,9501) | Pixel Shift Sequence | PixelShiftSequence | SQ | 1 | |
| (0028,9502) | Region Pixel Shift Sequence | RegionPixelShiftSequence | SQ | 1 | |
| (0028,9503) | Vertices of the Region | VerticesOfTheRegion | SS | 2-2n | |
| (0028,9505) | Multi-frame Presentation Sequence | MultiFramePresentationSequence | SQ | 1 | |
| (0028,9506) | Pixel Shift Frame Range | PixelShiftFrameRange | US | 2-2n | |
| (0028,9507) | LUT Frame Range | LUTFrameRange | US | 2-2n | |
| (0028,9520) | Image to Equipment Mapping Matrix | ImageToEquipmentMappingMatrix | DS | 16 | |
| (0028,9537) | Equipment Coordinate System Identification | EquipmentCoordinateSystemIdentification | CS | 1 | |
| (0032,000A) | <i>Study Status ID</i> | <i>StudyStatusID</i> | CS | 1 | RET (2004) |
| (0032,000C) | <i>Study Priority ID</i> | <i>StudyPriorityID</i> | CS | 1 | RET (2004) |
| (0032,0012) | <i>Study ID Issuer</i> | <i>StudyIDIssuer</i> | LO | 1 | RET (2004) |
| (0032,0032) | <i>Study Verified Date</i> | <i>StudyVerifiedDate</i> | DA | 1 | RET (2004) |
| (0032,0033) | <i>Study Verified Time</i> | <i>StudyVerifiedTime</i> | TM | 1 | RET (2004) |
| (0032,0034) | <i>Study Read Date</i> | <i>StudyReadDate</i> | DA | 1 | RET (2004) |
| (0032,0035) | <i>Study Read Time</i> | <i>StudyReadTime</i> | TM | 1 | RET (2004) |

| Tag | Name | Keyword | VR | VM | |
|-------------|--|---|----|-----|------------|
| (0032,1000) | Scheduled Study Start Date | ScheduledStudyStartDate | DA | 1 | RET (2004) |
| (0032,1001) | Scheduled Study Start Time | ScheduledStudyStartTime | TM | 1 | RET (2004) |
| (0032,1010) | Scheduled Study Stop Date | ScheduledStudyStopDate | DA | 1 | RET (2004) |
| (0032,1011) | Scheduled Study Stop Time | ScheduledStudyStopTime | TM | 1 | RET (2004) |
| (0032,1020) | Scheduled Study Location | ScheduledStudyLocation | LO | 1 | RET (2004) |
| (0032,1021) | Scheduled Study Location AE Title | ScheduledStudyLocationAETitle | AE | 1-n | RET (2004) |
| (0032,1030) | Reason for Study | ReasonForStudy | LO | 1 | RET (2004) |
| (0032,1031) | Requesting Physician Identification Sequence | RequestingPhysicianIdentificationSequence | SQ | 1 | |
| (0032,1032) | Requesting Physician | RequestingPhysician | PN | 1 | |
| (0032,1033) | Requesting Service | RequestingService | LO | 1 | |
| (0032,1034) | Requesting Service Code Sequence | RequestingServiceCodeSequence | SQ | 1 | |
| (0032,1040) | Study Arrival Date | StudyArrivalDate | DA | 1 | RET (2004) |
| (0032,1041) | Study Arrival Time | StudyArrivalTime | TM | 1 | RET (2004) |
| (0032,1050) | Study Completion Date | StudyCompletionDate | DA | 1 | RET (2004) |
| (0032,1051) | Study Completion Time | StudyCompletionTime | TM | 1 | RET (2004) |
| (0032,1055) | Study Component Status ID | StudyComponentStatusID | CS | 1 | RET (2004) |
| (0032,1060) | Requested Procedure Description | RequestedProcedureDescription | LO | 1 | |
| (0032,1064) | Requested Procedure Code Sequence | RequestedProcedureCodeSequence | SQ | 1 | |
| (0032,1066) | Reason for Visit | ReasonForVisit | UT | 1 | |
| (0032,1067) | Reason for Visit Code Sequence | ReasonForVisitCodeSequence | SQ | 1 | |
| (0032,1070) | Requested Contrast Agent | RequestedContrastAgent | LO | 1 | |
| (0032,4000) | Study Comments | StudyComments | LT | 1 | RET (2007) |
| (0034,0001) | Flow Identifier Sequence | FlowIdentifierSequence | SQ | 1 | |
| (0034,0002) | Flow Identifier | FlowIdentifier | OB | 1 | |
| (0034,0003) | Flow Transfer Syntax UID | FlowTransferSyntaxUID | UI | 1 | |
| (0034,0004) | Flow RTP Sampling Rate | FlowRTPSamplingRate | UL | 1 | |
| (0034,0005) | Source Identifier | SourceIdentifier | OB | 1 | |
| (0034,0007) | Frame Origin Timestamp | FrameOriginTimestamp | OB | 1 | |
| (0034,0008) | Includes Imaging Subject | IncludesImagingSubject | CS | 1 | |
| (0034,0009) | Frame Usefulness Group Sequence | FrameUsefulnessGroupSequence | SQ | 1 | |

| Tag | Name | Keyword | VR | VM | |
|-------------|--|--|----|----|------------|
| (0034,000A) | Real-Time Bulk Data Flow Sequence | RealTimeBulkDataFlowSequence | SQ | 1 | |
| (0034,000B) | Camera Position Group Sequence | CameraPositionGroupSequence | SQ | 1 | |
| (0034,000C) | Includes Information | IncludesInformation | CS | 1 | |
| (0034,000D) | Time of Frame Group Sequence | TimeOfFrameGroupSequence | SQ | 1 | |
| (0038,0004) | Referenced Patient Alias Sequence | ReferencedPatientAliasSequence | SQ | 1 | |
| (0038,0008) | Visit Status ID | VisitStatusID | CS | 1 | |
| (0038,0010) | Admission ID | AdmissionID | LO | 1 | |
| (0038,0011) | <i>Issuer of Admission ID</i> | <i>IssuerOfAdmissionID</i> | LO | 1 | RET (2008) |
| (0038,0014) | Issuer of Admission ID Sequence | IssuerOfAdmissionIDSequence | SQ | 1 | |
| (0038,0016) | Route of Admissions | RouteOfAdmissions | LO | 1 | |
| (0038,001A) | <i>Scheduled Admission Date</i> | <i>ScheduledAdmissionDate</i> | DA | 1 | RET (2004) |
| (0038,001B) | <i>Scheduled Admission Time</i> | <i>ScheduledAdmissionTime</i> | TM | 1 | RET (2004) |
| (0038,001C) | <i>Scheduled Discharge Date</i> | <i>ScheduledDischargeDate</i> | DA | 1 | RET (2004) |
| (0038,001D) | <i>Scheduled Discharge Time</i> | <i>ScheduledDischargeTime</i> | TM | 1 | RET (2004) |
| (0038,001E) | <i>Scheduled Patient Institution Residence</i> | <i>ScheduledPatientInstitution Residence</i> | LO | 1 | RET (2004) |
| (0038,0020) | Admitting Date | AdmittingDate | DA | 1 | |
| (0038,0021) | Admitting Time | AdmittingTime | TM | 1 | |
| (0038,0030) | <i>Discharge Date</i> | <i>DischargeDate</i> | DA | 1 | RET (2004) |
| (0038,0032) | <i>Discharge Time</i> | <i>DischargeTime</i> | TM | 1 | RET (2004) |
| (0038,0040) | <i>Discharge Diagnosis Description</i> | <i>DischargeDiagnosisDescription</i> | LO | 1 | RET (2004) |
| (0038,0044) | <i>Discharge Diagnosis Code Sequence</i> | <i>DischargeDiagnosisCode Sequence</i> | SQ | 1 | RET (2004) |
| (0038,0050) | Special Needs | SpecialNeeds | LO | 1 | |
| (0038,0060) | Service Episode ID | ServiceEpisodeID | LO | 1 | |
| (0038,0061) | <i>Issuer of Service Episode ID</i> | <i>IssuerOfServiceEpisodeID</i> | LO | 1 | RET (2008) |
| (0038,0062) | Service Episode Description | ServiceEpisodeDescription | LO | 1 | |
| (0038,0064) | Issuer of Service Episode ID Sequence | IssuerOfServiceEpisodeID Sequence | SQ | 1 | |
| (0038,0100) | Pertinent Documents Sequence | PertinentDocumentsSequence | SQ | 1 | |
| (0038,0101) | Pertinent Resources Sequence | PertinentResourcesSequence | SQ | 1 | |
| (0038,0102) | Resource Description | ResourceDescription | LO | 1 | |
| (0038,0300) | Current Patient Location | CurrentPatientLocation | LO | 1 | |
| (0038,0400) | Patient's Institution Residence | PatientInstitutionResidence | LO | 1 | |
| (0038,0500) | Patient State | PatientState | LO | 1 | |

| Tag | Name | Keyword | VR | VM | |
|-------------|---|---|----|-----|--|
| (0038,0502) | Patient Clinical Trial Participation Sequence | PatientClinicalTrialParticipationSequence | SQ | 1 | |
| (0038,4000) | Visit Comments | VisitComments | LT | 1 | |
| (003A,0004) | Waveform Originality | WaveformOriginality | CS | 1 | |
| (003A,0005) | Number of Waveform Channels | NumberOfWaveformChannels | US | 1 | |
| (003A,0010) | Number of Waveform Samples | NumberOfWaveformSamples | UL | 1 | |
| (003A,001A) | Sampling Frequency | SamplingFrequency | DS | 1 | |
| (003A,0020) | Multiplex Group Label | MultiplexGroupLabel | SH | 1 | |
| (003A,0200) | Channel Definition Sequence | ChannelDefinitionSequence | SQ | 1 | |
| (003A,0202) | Waveform Channel Number | WaveformChannelNumber | IS | 1 | |
| (003A,0203) | Channel Label | ChannelLabel | SH | 1 | |
| (003A,0205) | Channel Status | ChannelStatus | CS | 1-n | |
| (003A,0208) | Channel Source Sequence | ChannelSourceSequence | SQ | 1 | |
| (003A,0209) | Channel Source Modifiers Sequence | ChannelSourceModifiersSequence | SQ | 1 | |
| (003A,020A) | Source Waveform Sequence | SourceWaveformSequence | SQ | 1 | |
| (003A,020C) | Channel Derivation Description | ChannelDerivationDescription | LO | 1 | |
| (003A,0210) | Channel Sensitivity | ChannelSensitivity | DS | 1 | |
| (003A,0211) | Channel Sensitivity Units Sequence | ChannelSensitivityUnitsSequence | SQ | 1 | |
| (003A,0212) | Channel Sensitivity Correction Factor | ChannelSensitivityCorrectionFactor | DS | 1 | |
| (003A,0213) | Channel Baseline | ChannelBaseline | DS | 1 | |
| (003A,0214) | Channel Time Skew | ChannelTimeSkew | DS | 1 | |
| (003A,0215) | Channel Sample Skew | ChannelSampleSkew | DS | 1 | |
| (003A,0218) | Channel Offset | ChannelOffset | DS | 1 | |
| (003A,021A) | Waveform Bits Stored | WaveformBitsStored | US | 1 | |
| (003A,0220) | Filter Low Frequency | FilterLowFrequency | DS | 1 | |
| (003A,0221) | Filter High Frequency | FilterHighFrequency | DS | 1 | |
| (003A,0222) | Notch Filter Frequency | NotchFilterFrequency | DS | 1 | |
| (003A,0223) | Notch Filter Bandwidth | NotchFilterBandwidth | DS | 1 | |
| (003A,0230) | Waveform Data Display Scale | WaveformDataDisplayScale | FL | 1 | |
| (003A,0231) | Waveform Display Background CIELab Value | WaveformDisplayBackgroundCIELabValue | US | 3 | |
| (003A,0240) | Waveform Presentation Group Sequence | WaveformPresentationGroupSequence | SQ | 1 | |
| (003A,0241) | Presentation Group Number | PresentationGroupNumber | US | 1 | |
| (003A,0242) | Channel Display Sequence | ChannelDisplaySequence | SQ | 1 | |
| (003A,0244) | Channel Recommended Display CIELab Value | ChannelRecommendedDisplayCIELabValue | US | 3 | |
| (003A,0245) | Channel Position | ChannelPosition | FL | 1 | |
| (003A,0246) | Display Shading Flag | DisplayShadingFlag | CS | 1 | |
| (003A,0247) | Fractional Channel Display Scale | FractionalChannelDisplayScale | FL | 1 | |
| (003A,0248) | Absolute Channel Display Scale | AbsoluteChannelDisplayScale | FL | 1 | |

| Tag | Name | Keyword | VR | VM | |
|-------------|--|--|----|-----|--|
| (003A,0300) | Multiplexed Audio Channels Description Code Sequence | MultiplexedAudioChannelsDescriptionCodeSequence | SQ | 1 | |
| (003A,0301) | Channel Identification Code | ChannelIdentificationCode | IS | 1 | |
| (003A,0302) | Channel Mode | ChannelMode | CS | 1 | |
| (003A,0310) | Multiplex Group UID | MultiplexGroupUID | UI | 1 | |
| (003A,0311) | Powerline Frequency | PowerlineFrequency | DS | 1 | |
| (003A,0312) | Channel Impedance Sequence | ChannelImpedanceSequence | SQ | 1 | |
| (003A,0313) | Impedance Value | ImpedanceValue | DS | 1 | |
| (003A,0314) | Impedance Measurement DateTime | ImpedanceMeasurementDateTime | DT | 1 | |
| (003A,0315) | Impedance Measurement Frequency | ImpedanceMeasurementFrequency | DS | 1 | |
| (003A,0316) | Impedance Measurement Current Type | ImpedanceMeasurementCurrentType | CS | 1 | |
| (0040,0001) | Scheduled Station AE Title | ScheduledStationAETitle | AE | 1-n | |
| (0040,0002) | Scheduled Procedure Step Start Date | ScheduledProcedureStepStartDate | DA | 1 | |
| (0040,0003) | Scheduled Procedure Step Start Time | ScheduledProcedureStepStartTime | TM | 1 | |
| (0040,0004) | Scheduled Procedure Step End Date | ScheduledProcedureStepEndDate | DA | 1 | |
| (0040,0005) | Scheduled Procedure Step End Time | ScheduledProcedureStepEndTime | TM | 1 | |
| (0040,0006) | Scheduled Performing Physician's Name | ScheduledPerformingPhysicianName | PN | 1 | |
| (0040,0007) | Scheduled Procedure Step Description | ScheduledProcedureStepDescription | LO | 1 | |
| (0040,0008) | Scheduled Protocol Code Sequence | ScheduledProtocolCodeSequence | SQ | 1 | |
| (0040,0009) | Scheduled Procedure Step ID | ScheduledProcedureStepID | SH | 1 | |
| (0040,000A) | Stage Code Sequence | StageCodeSequence | SQ | 1 | |
| (0040,000B) | Scheduled Performing Physician Identification Sequence | ScheduledPerformingPhysicianIdentificationSequence | SQ | 1 | |
| (0040,0010) | Scheduled Station Name | ScheduledStationName | SH | 1-n | |
| (0040,0011) | Scheduled Procedure Step Location | ScheduledProcedureStepLocation | SH | 1 | |
| (0040,0012) | Pre-Medication | PreMedication | LO | 1 | |
| (0040,0020) | Scheduled Procedure Step Status | ScheduledProcedureStepStatus | CS | 1 | |
| (0040,0026) | Order Placer Identifier Sequence | OrderPlacerIdentifierSequence | SQ | 1 | |
| (0040,0027) | Order Filler Identifier Sequence | OrderFillerIdentifierSequence | SQ | 1 | |
| (0040,0031) | Local Namespace Entity ID | LocalNamespaceEntityID | UT | 1 | |
| (0040,0032) | Universal Entity ID | UniversalEntityID | UT | 1 | |
| (0040,0033) | Universal Entity ID Type | UniversalEntityIDType | CS | 1 | |
| (0040,0035) | Identifier Type Code | IdentifierTypeCode | CS | 1 | |
| (0040,0036) | Assigning Facility Sequence | AssigningFacilitySequence | SQ | 1 | |
| (0040,0039) | Assigning Jurisdiction Code Sequence | AssigningJurisdictionCodeSequence | SQ | 1 | |

| Tag | Name | Keyword | VR | VM | |
|-------------|---|---|----|-----|-------------|
| (0040,003A) | Assigning Agency or Department Code Sequence | AssigningAgencyOrDepartmentCodeSequence | SQ | 1 | |
| (0040,0100) | Scheduled Procedure Step Sequence | ScheduledProcedureStepSequence | SQ | 1 | |
| (0040,0220) | Referenced Non-Image Composite SOP Instance Sequence | ReferencedNonImageCompositeSOPInstanceSequence | SQ | 1 | |
| (0040,0241) | Performed Station AE Title | PerformedStationAETitle | AE | 1 | |
| (0040,0242) | Performed Station Name | PerformedStationName | SH | 1 | |
| (0040,0243) | Performed Location | PerformedLocation | SH | 1 | |
| (0040,0244) | Performed Procedure Step Start Date | PerformedProcedureStepStartDate | DA | 1 | |
| (0040,0245) | Performed Procedure Step Start Time | PerformedProcedureStepStartTime | TM | 1 | |
| (0040,0250) | Performed Procedure Step End Date | PerformedProcedureStepEndDate | DA | 1 | |
| (0040,0251) | Performed Procedure Step End Time | PerformedProcedureStepEndTime | TM | 1 | |
| (0040,0252) | Performed Procedure Step Status | PerformedProcedureStepStatus | CS | 1 | |
| (0040,0253) | Performed Procedure Step ID | PerformedProcedureStepID | SH | 1 | |
| (0040,0254) | Performed Procedure Step Description | PerformedProcedureStepDescription | LO | 1 | |
| (0040,0255) | Performed Procedure Type Description | PerformedProcedureTypeDescription | LO | 1 | |
| (0040,0260) | Performed Protocol Code Sequence | PerformedProtocolCodeSequence | SQ | 1 | |
| (0040,0261) | Performed Protocol Type | PerformedProtocolType | CS | 1 | |
| (0040,0270) | Scheduled Step Attributes Sequence | ScheduledStepAttributesSequence | SQ | 1 | |
| (0040,0275) | Request Attributes Sequence | RequestAttributesSequence | SQ | 1 | |
| (0040,0280) | Comments on the Performed Procedure Step | CommentsOnThePerformedProcedureStep | ST | 1 | |
| (0040,0281) | Performed Procedure Step Discontinuation Reason Code Sequence | PerformedProcedureStepDiscontinuationReasonCodeSequence | SQ | 1 | |
| (0040,0293) | Quantity Sequence | QuantitySequence | SQ | 1 | |
| (0040,0294) | Quantity | Quantity | DS | 1 | |
| (0040,0295) | Measuring Units Sequence | MeasuringUnitsSequence | SQ | 1 | |
| (0040,0296) | Billing Item Sequence | BillingItemSequence | SQ | 1 | |
| (0040,0300) | <i>Total Time of Fluoroscopy</i> | <i>TotalTimeOfFluoroscopy</i> | US | 1 | RET (2017c) |
| (0040,0301) | <i>Total Number of Exposures</i> | <i>TotalNumberOfExposures</i> | US | 1 | RET (2017c) |
| (0040,0302) | Entrance Dose | EntranceDose | US | 1 | |
| (0040,0303) | Exposed Area | ExposedArea | US | 1-2 | |
| (0040,0306) | Distance Source to Entrance | DistanceSourceToEntrance | DS | 1 | |
| (0040,0307) | <i>Distance Source to Support</i> | <i>DistanceSourceToSupport</i> | DS | 1 | RET (2001) |

| Tag | Name | Keyword | VR | VM | |
|-------------|---|--|----|----|-------------|
| (0040,030E) | Exposure Dose Sequence | ExposureDoseSequence | SQ | 1 | RET (2017c) |
| (0040,0310) | Comments on Radiation Dose | CommentsOnRadiationDose | ST | 1 | |
| (0040,0312) | X-Ray Output | XRayOutput | DS | 1 | |
| (0040,0314) | Half Value Layer | HalfValueLayer | DS | 1 | |
| (0040,0316) | Organ Dose | OrganDose | DS | 1 | |
| (0040,0318) | Organ Exposed | OrganExposed | CS | 1 | |
| (0040,0320) | Billing Procedure Step Sequence | BillingProcedureStepSequence | SQ | 1 | |
| (0040,0321) | Film Consumption Sequence | FilmConsumptionSequence | SQ | 1 | |
| (0040,0324) | Billing Supplies and Devices Sequence | BillingSuppliesAndDevicesSequence | SQ | 1 | |
| (0040,0330) | Referenced Procedure Step Sequence | ReferencedProcedureStepSequence | SQ | 1 | RET (2001) |
| (0040,0340) | Performed Series Sequence | PerformedSeriesSequence | SQ | 1 | |
| (0040,0400) | Comments on the Scheduled Procedure Step | CommentsOnTheScheduledProcedureStep | LT | 1 | |
| (0040,0440) | Protocol Context Sequence | ProtocolContextSequence | SQ | 1 | |
| (0040,0441) | Content Item Modifier Sequence | ContentItemModifierSequence | SQ | 1 | |
| (0040,0500) | Scheduled Specimen Sequence | ScheduledSpecimenSequence | SQ | 1 | |
| (0040,050A) | Specimen Accession Number | SpecimenAccessionNumber | LO | 1 | RET (2008) |
| (0040,0512) | Container Identifier | ContainerIdentifier | LO | 1 | |
| (0040,0513) | Issuer of the Container Identifier Sequence | IssuerOfTheContainerIdentifierSequence | SQ | 1 | |
| (0040,0515) | Alternate Container Identifier Sequence | AlternateContainerIdentifierSequence | SQ | 1 | |
| (0040,0518) | Container Type Code Sequence | ContainerTypeCodeSequence | SQ | 1 | |
| (0040,051A) | Container Description | ContainerDescription | LO | 1 | |
| (0040,0520) | Container Component Sequence | ContainerComponentSequence | SQ | 1 | |
| (0040,0550) | Specimen Sequence | SpecimenSequence | SQ | 1 | RET (2008) |
| (0040,0551) | Specimen Identifier | SpecimenIdentifier | LO | 1 | |
| (0040,0552) | Specimen Description Sequence (Trial) | SpecimenDescriptionSequenceTrial | SQ | 1 | RET (2007) |
| (0040,0553) | Specimen Description (Trial) | SpecimenDescriptionTrial | ST | 1 | RET (2007) |
| (0040,0554) | Specimen UID | SpecimenUID | UI | 1 | |
| (0040,0555) | Acquisition Context Sequence | AcquisitionContextSequence | SQ | 1 | |
| (0040,0556) | Acquisition Context Description | AcquisitionContextDescription | ST | 1 | |
| (0040,059A) | Specimen Type Code Sequence | SpecimenTypeCodeSequence | SQ | 1 | |
| (0040,0560) | Specimen Description Sequence | SpecimenDescriptionSequence | SQ | 1 | |
| (0040,0562) | Issuer of the Specimen Identifier Sequence | IssuerOfTheSpecimenIdentifierSequence | SQ | 1 | |
| (0040,0600) | Specimen Short Description | SpecimenShortDescription | LO | 1 | |
| (0040,0602) | Specimen Detailed Description | SpecimenDetailedDescription | UT | 1 | |

| Tag | Name | Keyword | VR | VM | |
|-------------|--|---|----|-----|------------|
| (0040,0610) | Specimen Preparation Sequence | SpecimenPreparationSequence | SQ | 1 | |
| (0040,0612) | Specimen Preparation Step Content Item Sequence | SpecimenPreparationStepContentItemSequence | SQ | 1 | |
| (0040,0620) | Specimen Localization Content Item Sequence | SpecimenLocalizationContentItemSequence | SQ | 1 | |
| (0040,06FA) | <i>Slide Identifier</i> | <i>SlideIdentifier</i> | LO | 1 | RET (2008) |
| (0040,0710) | Whole Slide Microscopy Image Frame Type Sequence | WholeSlideMicroscopyImageFrameTypeSequence | SQ | 1 | |
| (0040,071A) | Image Center Point Coordinates Sequence | ImageCenterPointCoordinatesSequence | SQ | 1 | |
| (0040,072A) | X Offset in Slide Coordinate System | XOffsetInSlideCoordinateSystem | DS | 1 | |
| (0040,073A) | Y Offset in Slide Coordinate System | YOffsetInSlideCoordinateSystem | DS | 1 | |
| (0040,074A) | Z Offset in Slide Coordinate System | ZOffsetInSlideCoordinateSystem | DS | 1 | |
| (0040,08D8) | <i>Pixel Spacing Sequence</i> | <i>PixelSpacingSequence</i> | SQ | 1 | RET (2009) |
| (0040,08DA) | <i>Coordinate System Axis Code Sequence</i> | <i>CoordinateSystemAxisCodeSequence</i> | SQ | 1 | RET (2009) |
| (0040,08EA) | Measurement Units Code Sequence | MeasurementUnitsCodeSequence | SQ | 1 | |
| (0040,09F8) | <i>Vital Stain Code Sequence (Trial)</i> | <i>VitalStainCodeSequenceTrial</i> | SQ | 1 | RET (2007) |
| (0040,1001) | Requested Procedure ID | RequestedProcedureID | SH | 1 | |
| (0040,1002) | Reason for the Requested Procedure | ReasonForTheRequestedProcedure | LO | 1 | |
| (0040,1003) | Requested Procedure Priority | RequestedProcedurePriority | SH | 1 | |
| (0040,1004) | Patient Transport Arrangements | PatientTransportArrangements | LO | 1 | |
| (0040,1005) | Requested Procedure Location | RequestedProcedureLocation | LO | 1 | |
| (0040,1006) | <i>Placer Order Number / Procedure</i> | <i>PlacerOrderNumberProcedure</i> | SH | 1 | RET (1998) |
| (0040,1007) | <i>Filler Order Number / Procedure</i> | <i>FillerOrderNumberProcedure</i> | SH | 1 | RET (1998) |
| (0040,1008) | Confidentiality Code | ConfidentialityCode | LO | 1 | |
| (0040,1009) | Reporting Priority | ReportingPriority | SH | 1 | |
| (0040,100A) | Reason for Requested Procedure Code Sequence | ReasonForRequestedProcedureCodeSequence | SQ | 1 | |
| (0040,1010) | Names of Intended Recipients of Results | NamesOfIntendedRecipientsOfResults | PN | 1-n | |
| (0040,1011) | Intended Recipients of Results Identification Sequence | IntendedRecipientsOfResultsIdentificationSequence | SQ | 1 | |
| (0040,1012) | Reason For Performed Procedure Code Sequence | ReasonForPerformedProcedureCodeSequence | SQ | 1 | |
| (0040,1060) | <i>Requested Procedure Description (Trial)</i> | <i>RequestedProcedureDescriptionTrial</i> | LO | 1 | RET (2009) |
| (0040,1101) | Person Identification Code Sequence | PersonIdentificationCodeSequence | SQ | 1 | |
| (0040,1102) | Person's Address | PersonAddress | ST | 1 | |

| Tag | Name | Keyword | VR | VM | |
|-------------|--|---|----|-----|-------------|
| (0040,1103) | Person's Telephone Numbers | PersonTelephoneNumbers | LO | 1-n | |
| (0040,1104) | Person's Telecom Information | PersonTelecomInformation | LT | 1 | |
| (0040,1400) | Requested Procedure Comments | RequestedProcedureComments | LT | 1 | |
| (0040,2001) | <i>Reason for the Imaging Service Request</i> | <i>ReasonForTheImagingService Request</i> | LO | 1 | RET (2003) |
| (0040,2004) | Issue Date of Imaging Service Request | IssueDateOfImagingService Request | DA | 1 | |
| (0040,2005) | Issue Time of Imaging Service Request | IssueTimeOfImagingService Request | TM | 1 | |
| (0040,2006) | <i>Placer Order Number / Imaging Service Request (Retired)</i> | <i>PlacerOrderNumberImaging ServiceRequestRetired</i> | SH | 1 | RET (1998) |
| (0040,2007) | <i>Filler Order Number / Imaging Service Request (Retired)</i> | <i>FillerOrderNumberImagingService RequestRetired</i> | SH | 1 | RET (1998) |
| (0040,2008) | Order Entered By | OrderEnteredBy | PN | 1 | |
| (0040,2009) | Order Enterer's Location | OrderEntererLocation | SH | 1 | |
| (0040,2010) | Order Callback Phone Number | OrderCallbackPhoneNumber | SH | 1 | |
| (0040,2011) | Order Callback Telecom Information | OrderCallbackTelecomInformation | LT | 1 | |
| (0040,2016) | Placer Order Number / Imaging Service Request | PlacerOrderNumberImaging ServiceRequest | LO | 1 | |
| (0040,2017) | Filler Order Number / Imaging Service Request | FillerOrderNumberImagingService Request | LO | 1 | |
| (0040,2400) | Imaging Service Request Comments | ImagingServiceRequestComments | LT | 1 | |
| (0040,3001) | Confidentiality Constraint on Patient Data Description | ConfidentialityConstraintOnPatient DataDescription | LO | 1 | |
| (0040,4001) | <i>General Purpose Scheduled Procedure Step Status</i> | <i>GeneralPurposeScheduled ProcedureStepStatus</i> | CS | 1 | RET (2011) |
| (0040,4002) | <i>General Purpose Performed Procedure Step Status</i> | <i>GeneralPurposePerformed ProcedureStepStatus</i> | CS | 1 | RET (2011) |
| (0040,4003) | <i>General Purpose Scheduled Procedure Step Priority</i> | <i>GeneralPurposeScheduled ProcedureStepPriority</i> | CS | 1 | RET (2011) |
| (0040,4004) | <i>Scheduled Processing Applications Code Sequence</i> | <i>ScheduledProcessingApplications CodeSequence</i> | SQ | 1 | RET (2011) |
| (0040,4005) | Scheduled Procedure Step Start DateTime | ScheduledProcedureStepStartDate Time | DT | 1 | |
| (0040,4006) | <i>Multiple Copies Flag</i> | <i>MultipleCopiesFlag</i> | CS | 1 | RET (2011) |
| (0040,4007) | <i>Performed Processing Applications Code Sequence</i> | <i>PerformedProcessingApplications CodeSequence</i> | SQ | 1 | RET (2017e) |
| (0040,4008) | Scheduled Procedure Step Expiration DateTime | ScheduledProcedureStep ExpirationDateTime | DT | 1 | |
| (0040,4009) | Human Performer Code Sequence | HumanPerformerCodeSequence | SQ | 1 | |
| (0040,4010) | Scheduled Procedure Step Modification DateTime | ScheduledProcedureStep ModificationDateTime | DT | 1 | |
| (0040,4011) | Expected Completion DateTime | ExpectedCompletionDateTime | DT | 1 | |

| Tag | Name | Keyword | VR | VM | |
|-------------|---|--|----|----|-------------|
| (0040,4015) | Resulting General Purpose Performed Procedure Steps Sequence | ResultingGeneralPurposePerformedProcedureStepsSequence | SQ | 1 | RET (2011) |
| (0040,4016) | Referenced General Purpose Scheduled Procedure Step Sequence | ReferencedGeneralPurposeScheduledProcedureStepSequence | SQ | 1 | RET (2011) |
| (0040,4018) | Scheduled Workitem Code Sequence | ScheduledWorkitemCodeSequence | SQ | 1 | |
| (0040,4019) | Performed Workitem Code Sequence | PerformedWorkitemCodeSequence | SQ | 1 | |
| (0040,4020) | Input Availability Flag | InputAvailabilityFlag | CS | 1 | RET (2017b) |
| (0040,4021) | Input Information Sequence | InputInformationSequence | SQ | 1 | |
| (0040,4022) | Relevant Information Sequence | RelevantInformationSequence | SQ | 1 | RET (2011) |
| (0040,4023) | Referenced General Purpose Scheduled Procedure Step Transaction UID | ReferencedGeneralPurposeScheduledProcedureStepTransactionUID | UI | 1 | RET (2011) |
| (0040,4025) | Scheduled Station Name Code Sequence | ScheduledStationNameCodeSequence | SQ | 1 | |
| (0040,4026) | Scheduled Station Class Code Sequence | ScheduledStationClassCodeSequence | SQ | 1 | |
| (0040,4027) | Scheduled Station Geographic Location Code Sequence | ScheduledStationGeographicLocationCodeSequence | SQ | 1 | |
| (0040,4028) | Performed Station Name Code Sequence | PerformedStationNameCodeSequence | SQ | 1 | |
| (0040,4029) | Performed Station Class Code Sequence | PerformedStationClassCodeSequence | SQ | 1 | |
| (0040,4030) | Performed Station Geographic Location Code Sequence | PerformedStationGeographicLocationCodeSequence | SQ | 1 | |
| (0040,4031) | Requested Subsequent Workitem Code Sequence | RequestedSubsequentWorkitemCodeSequence | SQ | 1 | RET (2011) |
| (0040,4032) | Non-DICOM Output Code Sequence | NonDICOMOutputCodeSequence | SQ | 1 | RET (2011) |
| (0040,4033) | Output Information Sequence | OutputInformationSequence | SQ | 1 | |
| (0040,4034) | Scheduled Human Performers Sequence | ScheduledHumanPerformersSequence | SQ | 1 | |
| (0040,4035) | Actual Human Performers Sequence | ActualHumanPerformersSequence | SQ | 1 | |
| (0040,4036) | Human Performer's Organization | HumanPerformerOrganization | LO | 1 | |
| (0040,4037) | Human Performer's Name | HumanPerformerName | PN | 1 | |
| (0040,4040) | Raw Data Handling | RawDataHandling | CS | 1 | |
| (0040,4041) | Input Readiness State | InputReadinessState | CS | 1 | |
| (0040,4050) | Performed Procedure Step Start DateTime | PerformedProcedureStepStartDateTime | DT | 1 | |
| (0040,4051) | Performed Procedure Step End DateTime | PerformedProcedureStepEndDateTime | DT | 1 | |

| Tag | Name | Keyword | VR | VM | |
|-------------|---|---|----------|-----|---------------|
| (0040,4052) | Procedure Step Cancellation DateTime | ProcedureStepCancellationDate Time | DT | 1 | |
| (0040,4070) | Output Destination Sequence | OutputDestinationSequence | SQ | 1 | |
| (0040,4071) | DICOM Storage Sequence | DICOMStorageSequence | SQ | 1 | |
| (0040,4072) | STOW-RS Storage Sequence | STOWRSStorageSequence | SQ | 1 | |
| (0040,4073) | Storage URL | StorageURL | UR | 1 | |
| (0040,4074) | XDS Storage Sequence | XDSSStorageSequence | SQ | 1 | |
| (0040,8302) | Entrance Dose in mGy | EntranceDoseInmGy | DS | 1 | |
| (0040,8303) | Entrance Dose Derivation | EntranceDoseDerivation | CS | 1 | |
| (0040,9092) | Parametric Map Frame Type Sequence | ParametricMapFrameType Sequence | SQ | 1 | |
| (0040,9094) | Referenced Image Real World Value Mapping Sequence | ReferencedImageRealWorldValue MappingSequence | SQ | 1 | |
| (0040,9096) | Real World Value Mapping Sequence | RealWorldValueMappingSequence | SQ | 1 | |
| (0040,9098) | Pixel Value Mapping Code Sequence | PixelValueMappingCodeSequence | SQ | 1 | |
| (0040,9210) | LUT Label | LUTLabel | SH | 1 | |
| (0040,9211) | Real World Value Last Value Mapped | RealWorldValueLastValueMapped | US or SS | 1 | |
| (0040,9212) | Real World Value LUT Data | RealWorldValueLUTData | FD | 1-n | |
| (0040,9213) | Double Float Real World Value Last Value Mapped | DoubleFloatRealWorldValueLast ValueMapped | FD | 1 | |
| (0040,9214) | Double Float Real World Value First Value Mapped | DoubleFloatRealWorldValueFirst ValueMapped | FD | 1 | |
| (0040,9216) | Real World Value First Value Mapped | RealWorldValueFirstValueMapped | US or SS | 1 | |
| (0040,9220) | Quantity Definition Sequence | QuantityDefinitionSequence | SQ | 1 | |
| (0040,9224) | Real World Value Intercept | RealWorldValueIntercept | FD | 1 | |
| (0040,9225) | Real World Value Slope | RealWorldValueSlope | FD | 1 | |
| (0040,A007) | <i>Findings Flag (Trial)</i> | <i>FindingsFlagTrial</i> | CS | 1 | RET (2009) |
| (0040,A010) | Relationship Type | RelationshipType | CS | 1 | |
| (0040,A020) | <i>Findings Sequence (Trial)</i> | <i>FindingsSequenceTrial</i> | SQ | 1 | RET (2009) |
| (0040,A021) | <i>Findings Group UID (Trial)</i> | <i>FindingsGroupUIDTrial</i> | UI | 1 | RET (2009) |
| (0040,A022) | <i>Referenced Findings Group UID (Trial)</i> | <i>ReferencedFindingsGroupUIDTrial</i> | UI | 1 | RET (2009) |
| (0040,A023) | <i>Findings Group Recording Date (Trial)</i> | <i>FindingsGroupRecordingDateTrial</i> | DA | 1 | RET (2009) |
| (0040,A024) | <i>Findings Group Recording Time (Trial)</i> | <i>FindingsGroupRecordingTimeTrial</i> | TM | 1 | RET (2009) |
| (0040,A026) | <i>Findings Source Category Code Sequence (Trial)</i> | <i>FindingsSourceCategoryCode SequenceTrial</i> | SQ | 1 | RET (2009) |
| (0040,A027) | Verifying Organization | VerifyingOrganization | LO | 1 | |

| Tag | Name | Keyword | VR | VM | |
|-------------|--|---|----|------|------------|
| (0040,A028) | <i>Documenting Organization Identifier Code Sequence (Trial)</i> | <i>DocumentingOrganizationIdentifierCodeSequenceTrial</i> | SQ | 1 | RET (2009) |
| (0040,A030) | Verification DateTime | VerificationDateTime | DT | 1 | |
| (0040,A032) | Observation DateTime | ObservationDateTime | DT | 1 | |
| (0040,A033) | Observation Start DateTime | ObservationStartDateTime | DT | 1 | |
| (0040,A040) | Value Type | ValueType | CS | 1 | |
| (0040,A043) | Concept Name Code Sequence | ConceptNameCodeSequence | SQ | 1 | |
| (0040,A047) | <i>Measurement Precision Description (Trial)</i> | <i>MeasurementPrecisionDescriptionTrial</i> | LO | 1 | RET (2009) |
| (0040,A050) | Continuity Of Content | ContinuityOfContent | CS | 1 | |
| (0040,A057) | <i>Urgency or Priority Alerts (Trial)</i> | <i>UrgencyOrPriorityAlertsTrial</i> | CS | 1-n | RET (2009) |
| (0040,A060) | <i>Sequencing Indicator (Trial)</i> | <i>SequencingIndicatorTrial</i> | LO | 1 | RET (2009) |
| (0040,A066) | <i>Document Identifier Code Sequence (Trial)</i> | <i>DocumentIdentifierCodeSequenceTrial</i> | SQ | 1 | RET (2009) |
| (0040,A067) | <i>Document Author (Trial)</i> | <i>DocumentAuthorTrial</i> | PN | 1 | RET (2009) |
| (0040,A068) | <i>Document Author Identifier Code Sequence (Trial)</i> | <i>DocumentAuthorIdentifierCodeSequenceTrial</i> | SQ | 1 | RET (2009) |
| (0040,A070) | <i>Identifier Code Sequence (Trial)</i> | <i>IdentifierCodeSequenceTrial</i> | SQ | 1 | RET (2009) |
| (0040,A073) | Verifying Observer Sequence | VerifyingObserverSequence | SQ | 1 | |
| (0040,A074) | <i>Object Binary Identifier (Trial)</i> | <i>ObjectBinaryIdentifierTrial</i> | OB | 1 | RET (2009) |
| (0040,A075) | Verifying Observer Name | VerifyingObserverName | PN | 1 | |
| (0040,A076) | <i>Documenting Observer Identifier Code Sequence (Trial)</i> | <i>DocumentingObserverIdentifierCodeSequenceTrial</i> | SQ | 1 | RET (2009) |
| (0040,A078) | Author Observer Sequence | AuthorObserverSequence | SQ | 1 | |
| (0040,A07A) | Participant Sequence | ParticipantSequence | SQ | 1 | |
| (0040,A07C) | Custodial Organization Sequence | CustodialOrganizationSequence | SQ | 1 | |
| (0040,A080) | Participation Type | ParticipationType | CS | 1 | |
| (0040,A082) | Participation DateTime | ParticipationDateTime | DT | 1 | |
| (0040,A084) | Observer Type | ObserverType | CS | 1 | |
| (0040,A085) | <i>Procedure Identifier Code Sequence (Trial)</i> | <i>ProcedureIdentifierCodeSequenceTrial</i> | SQ | 1 | RET (2009) |
| (0040,A088) | Verifying Observer Identification Code Sequence | VerifyingObserverIdentificationCodeSequence | SQ | 1 | |
| (0040,A089) | <i>Object Directory Binary Identifier (Trial)</i> | <i>ObjectDirectoryBinaryIdentifierTrial</i> | OB | 1 | RET (2009) |
| (0040,A090) | <i>Equivalent CDA Document Sequence</i> | <i>EquivalentCDADocumentSequence</i> | SQ | 1 | RET (2006) |
| (0040,A0B0) | Referenced Waveform Channels | ReferencedWaveformChannels | US | 2-2n | |
| (0040,A110) | <i>Date of Document or Verbal Transaction (Trial)</i> | <i>DateOfDocumentOrVerbalTransactionTrial</i> | DA | 1 | RET (2009) |

| Tag | Name | Keyword | VR | VM | |
|-------------|--|---|----|-----|------------|
| (0040,A112) | <i>Time of Document Creation or Verbal Transaction (Trial)</i> | <i>TimeOfDocumentCreationOrVerbalTransactionTrial</i> | TM | 1 | RET (2009) |
| (0040,A120) | DateTime | DateTime | DT | 1 | |
| (0040,A121) | Date | Date | DA | 1 | |
| (0040,A122) | Time | Time | TM | 1 | |
| (0040,A123) | Person Name | PersonName | PN | 1 | |
| (0040,A124) | UID | UID | UI | 1 | |
| (0040,A125) | <i>Report Status ID (Trial)</i> | <i>ReportStatusIDTrial</i> | CS | 2 | RET (2009) |
| (0040,A130) | Temporal Range Type | TemporalRangeType | CS | 1 | |
| (0040,A132) | Referenced Sample Positions | ReferencedSamplePositions | UL | 1-n | |
| (0040,A136) | <i>Referenced Frame Numbers</i> | <i>ReferencedFrameNumbers</i> | US | 1-n | RET (2019) |
| (0040,A138) | Referenced Time Offsets | ReferencedTimeOffsets | DS | 1-n | |
| (0040,A13A) | Referenced DateTime | ReferencedDateTime | DT | 1-n | |
| (0040,A160) | Text Value | TextValue | UT | 1 | |
| (0040,A161) | Floating Point Value | FloatingPointValue | FD | 1-n | |
| (0040,A162) | Rational Numerator Value | RationalNumeratorValue | SL | 1-n | |
| (0040,A163) | Rational Denominator Value | RationalDenominatorValue | UL | 1-n | |
| (0040,A167) | <i>Observation Category Code Sequence (Trial)</i> | <i>ObservationCategoryCodeSequenceTrial</i> | SQ | 1 | RET (2009) |
| (0040,A168) | Concept Code Sequence | ConceptCodeSequence | SQ | 1 | |
| (0040,A16A) | <i>Bibliographic Citation (Trial)</i> | <i>BibliographicCitationTrial</i> | ST | 1 | RET (2009) |
| (0040,A170) | Purpose of Reference Code Sequence | PurposeOfReferenceCodeSequence | SQ | 1 | See Note 1 |
| (0040,A171) | Observation UID | ObservationUID | UI | 1 | |
| (0040,A172) | <i>Referenced Observation UID (Trial)</i> | <i>ReferencedObservationUIDTrial</i> | UI | 1 | RET (2009) |
| (0040,A173) | <i>Referenced Observation Class (Trial)</i> | <i>ReferencedObservationClassTrial</i> | CS | 1 | RET (2009) |
| (0040,A174) | <i>Referenced Object Observation Class (Trial)</i> | <i>ReferencedObjectObservationClassTrial</i> | CS | 1 | RET (2009) |
| (0040,A180) | Annotation Group Number | AnnotationGroupNumber | US | 1 | |
| (0040,A192) | <i>Observation Date (Trial)</i> | <i>ObservationDateTrial</i> | DA | 1 | RET (2009) |
| (0040,A193) | <i>Observation Time (Trial)</i> | <i>ObservationTimeTrial</i> | TM | 1 | RET (2009) |
| (0040,A194) | <i>Measurement Automation (Trial)</i> | <i>MeasurementAutomationTrial</i> | CS | 1 | RET (2009) |
| (0040,A195) | Modifier Code Sequence | ModifierCodeSequence | SQ | 1 | |
| (0040,A224) | <i>Identification Description (Trial)</i> | <i>IdentificationDescriptionTrial</i> | ST | 1 | RET (2009) |
| (0040,A290) | <i>Coordinates Set Geometric Type (Trial)</i> | <i>CoordinatesSetGeometricTypeTrial</i> | CS | 1 | RET (2009) |

| Tag | Name | Keyword | VR | VM | |
|-------------|--|---|----|------|------------|
| (0040,A296) | Algorithm Code Sequence (Trial) | AlgorithmCodeSequenceTrial | SQ | 1 | RET (2009) |
| (0040,A297) | Algorithm Description (Trial) | AlgorithmDescriptionTrial | ST | 1 | RET (2009) |
| (0040,A29A) | Pixel Coordinates Set (Trial) | PixelCoordinatesSetTrial | SL | 2-2n | RET (2009) |
| (0040,A300) | Measured Value Sequence | MeasuredValueSequence | SQ | 1 | |
| (0040,A301) | Numeric Value Qualifier Code Sequence | NumericValueQualifierCodeSequence | SQ | 1 | |
| (0040,A307) | Current Observer (Trial) | CurrentObserverTrial | PN | 1 | RET (2009) |
| (0040,A30A) | Numeric Value | NumericValue | DS | 1-n | |
| (0040,A313) | Referenced Accession Sequence (Trial) | ReferencedAccessionSequenceTrial | SQ | 1 | RET (2009) |
| (0040,A33A) | Report Status Comment (Trial) | ReportStatusCommentTrial | ST | 1 | RET (2009) |
| (0040,A340) | Procedure Context Sequence (Trial) | ProcedureContextSequenceTrial | SQ | 1 | RET (2009) |
| (0040,A352) | Verbal Source (Trial) | VerbalSourceTrial | PN | 1 | RET (2009) |
| (0040,A353) | Address (Trial) | AddressTrial | ST | 1 | RET (2009) |
| (0040,A354) | Telephone Number (Trial) | TelephoneNumberTrial | LO | 1 | RET (2009) |
| (0040,A358) | Verbal Source Identifier Code Sequence (Trial) | VerbalSourceIdentifierCodeSequenceTrial | SQ | 1 | RET (2009) |
| (0040,A360) | Predecessor Documents Sequence | PredecessorDocumentsSequence | SQ | 1 | |
| (0040,A370) | Referenced Request Sequence | ReferencedRequestSequence | SQ | 1 | |
| (0040,A372) | Performed Procedure Code Sequence | PerformedProcedureCodeSequence | SQ | 1 | |
| (0040,A375) | Current Requested Procedure Evidence Sequence | CurrentRequestedProcedureEvidenceSequence | SQ | 1 | |
| (0040,A380) | Report Detail Sequence (Trial) | ReportDetailSequenceTrial | SQ | 1 | RET (2009) |
| (0040,A385) | Pertinent Other Evidence Sequence | PertinentOtherEvidenceSequence | SQ | 1 | |
| (0040,A390) | HL7 Structured Document Reference Sequence | HL7StructuredDocumentReferenceSequence | SQ | 1 | |
| (0040,A402) | Observation Subject UID (Trial) | ObservationSubjectUIDTrial | UI | 1 | RET (2009) |
| (0040,A403) | Observation Subject Class (Trial) | ObservationSubjectClassTrial | CS | 1 | RET (2009) |
| (0040,A404) | Observation Subject Type Code Sequence (Trial) | ObservationSubjectTypeCodeSequenceTrial | SQ | 1 | RET (2009) |
| (0040,A491) | Completion Flag | CompletionFlag | CS | 1 | |
| (0040,A492) | Completion Flag Description | CompletionFlagDescription | LO | 1 | |
| (0040,A493) | Verification Flag | VerificationFlag | CS | 1 | |
| (0040,A494) | Archive Requested | ArchiveRequested | CS | 1 | |

| Tag | Name | Keyword | VR | VM | |
|-------------|---|--|----|-----|------------|
| (0040,A496) | Preliminary Flag | PreliminaryFlag | CS | 1 | |
| (0040,A504) | Content Template Sequence | ContentTemplateSequence | SQ | 1 | |
| (0040,A525) | Identical Documents Sequence | IdenticalDocumentsSequence | SQ | 1 | |
| (0040,A600) | <i>Observation Subject Context Flag (Trial)</i> | <i>ObservationSubjectContextFlag Trial</i> | CS | 1 | RET (2009) |
| (0040,A601) | <i>Observer Context Flag (Trial)</i> | <i>ObserverContextFlagTrial</i> | CS | 1 | RET (2009) |
| (0040,A603) | <i>Procedure Context Flag (Trial)</i> | <i>ProcedureContextFlagTrial</i> | CS | 1 | RET (2009) |
| (0040,A730) | Content Sequence | ContentSequence | SQ | 1 | |
| (0040,A731) | <i>Relationship Sequence (Trial)</i> | <i>RelationshipSequenceTrial</i> | SQ | 1 | RET (2009) |
| (0040,A732) | <i>Relationship Type Code Sequence (Trial)</i> | <i>RelationshipTypeCodeSequence Trial</i> | SQ | 1 | RET (2009) |
| (0040,A744) | <i>Language Code Sequence (Trial)</i> | <i>LanguageCodeSequenceTrial</i> | SQ | 1 | RET (2009) |
| (0040,A801) | Tabulated Values Sequence | TabulatedValuesSequence | SQ | 1 | |
| (0040,A802) | Number of Table Rows | NumberOfTableRows | UL | 1 | |
| (0040,A803) | Number of Table Columns | NumbeOfTableColumns | UL | 1 | |
| (0040,A804) | Table Row Number | TableRowNumber | UL | 1 | |
| (0040,A805) | Table Column Number | TableColumnNumber | UL | 1 | |
| (0040,A806) | Table Row Definition Sequence | TableRowDefinitionSequence | SQ | 1 | |
| (0040,A807) | Table Column Definition Sequence | TableColumnDefinitionSequence | SQ | 1 | |
| (0040,A808) | Cell Values Sequence | CellValuesSequence | SQ | 1 | |
| (0040,A992) | <i>Uniform Resource Locator (Trial)</i> | <i>UniformResourceLocatorTrial</i> | ST | 1 | RET (2009) |
| (0040,B020) | Waveform Annotation Sequence | WaveformAnnotationSequence | SQ | 1 | |
| (0040,DB00) | Template Identifier | TemplateIdentifier | CS | 1 | |
| (0040,DB06) | <i>Template Version</i> | <i>TemplateVersion</i> | DT | 1 | RET (2001) |
| (0040,DB07) | <i>Template Local Version</i> | <i>TemplateLocalVersion</i> | DT | 1 | RET (2001) |
| (0040,DB0B) | <i>Template Extension Flag</i> | <i>TemplateExtensionFlag</i> | CS | 1 | RET (2001) |
| (0040,DB0C) | <i>Template Extension Organization UID</i> | <i>TemplateExtensionOrganization UID</i> | UI | 1 | RET (2001) |
| (0040,DB0D) | <i>Template Extension Creator UID</i> | <i>TemplateExtensionCreatorUID</i> | UI | 1 | RET (2001) |
| (0040,DB73) | Referenced Content Item Identifier | ReferencedContentItemIdentifier | UL | 1-n | |
| (0040,E001) | HL7 Instance Identifier | HL7InstanceIdentifier | ST | 1 | |
| (0040,E004) | HL7 Document Effective Time | HL7DocumentEffectiveTime | DT | 1 | |
| (0040,E006) | HL7 Document Type Code Sequence | HL7DocumentTypeCodeSequence | SQ | 1 | |
| (0040,E008) | Document Class Code Sequence | DocumentClassCodeSequence | SQ | 1 | |
| (0040,E010) | Retrieve URI | RetrieveURI | UR | 1 | |

| Tag | Name | Keyword | VR | VM | |
|-------------|---|--|----|-----|--|
| (0040,E011) | Retrieve Location UID | RetrieveLocationUID | UI | 1 | |
| (0040,E020) | Type of Instances | TypeOfInstances | CS | 1 | |
| (0040,E021) | DICOM Retrieval Sequence | DICOMRetrievalSequence | SQ | 1 | |
| (0040,E022) | DICOM Media Retrieval Sequence | DICOMMediaRetrievalSequence | SQ | 1 | |
| (0040,E023) | WADO Retrieval Sequence | WADORetrievalSequence | SQ | 1 | |
| (0040,E024) | XDS Retrieval Sequence | XDSRetrievalSequence | SQ | 1 | |
| (0040,E025) | WADO-RS Retrieval Sequence | WADORSRetrievalSequence | SQ | 1 | |
| (0040,E030) | Repository Unique ID | RepositoryUniqueID | UI | 1 | |
| (0040,E031) | Home Community ID | HomeCommunityID | UI | 1 | |
| (0042,0010) | Document Title | DocumentTitle | ST | 1 | |
| (0042,0011) | Encapsulated Document | EncapsulatedDocument | OB | 1 | |
| (0042,0012) | MIME Type of Encapsulated Document | MIMETYPEOfEncapsulatedDocument | LO | 1 | |
| (0042,0013) | Source Instance Sequence | SourceInstanceSequence | SQ | 1 | |
| (0042,0014) | List of MIME Types | ListOfMIMETypes | LO | 1-n | |
| (0042,0015) | Encapsulated Document Length | EncapsulatedDocumentLength | UL | 1 | |
| (0044,0001) | Product Package Identifier | ProductPackageIdentifier | ST | 1 | |
| (0044,0002) | Substance Administration Approval | SubstanceAdministrationApproval | CS | 1 | |
| (0044,0003) | Approval Status Further Description | ApprovalStatusFurtherDescription | LT | 1 | |
| (0044,0004) | Approval Status DateTime | ApprovalStatusDateTime | DT | 1 | |
| (0044,0007) | Product Type Code Sequence | ProductTypeCodeSequence | SQ | 1 | |
| (0044,0008) | Product Name | ProductName | LO | 1-n | |
| (0044,0009) | Product Description | ProductDescription | LT | 1 | |
| (0044,000A) | Product Lot Identifier | ProductLotIdentifier | LO | 1 | |
| (0044,000B) | Product Expiration DateTime | ProductExpirationDateTime | DT | 1 | |
| (0044,0010) | Substance Administration DateTime | SubstanceAdministrationDateTime | DT | 1 | |
| (0044,0011) | Substance Administration Notes | SubstanceAdministrationNotes | LO | 1 | |
| (0044,0012) | Substance Administration Device ID | SubstanceAdministrationDeviceID | LO | 1 | |
| (0044,0013) | Product Parameter Sequence | ProductParameterSequence | SQ | 1 | |
| (0044,0019) | Substance Administration Parameter Sequence | SubstanceAdministrationParameterSequence | SQ | 1 | |
| (0044,0100) | Approval Sequence | ApprovalSequence | SQ | 1 | |
| (0044,0101) | Assertion Code Sequence | AssertionCodeSequence | SQ | 1 | |
| (0044,0102) | Assertion UID | AssertionUID | UI | 1 | |
| (0044,0103) | Asserter Identification Sequence | AsserterIdentificationSequence | SQ | 1 | |
| (0044,0104) | Assertion DateTime | AssertionDateTime | DT | 1 | |
| (0044,0105) | Assertion Expiration DateTime | AssertionExpirationDateTime | DT | 1 | |
| (0044,0106) | Assertion Comments | AssertionComments | UT | 1 | |
| (0044,0107) | Related Assertion Sequence | RelatedAssertionSequence | SQ | 1 | |
| (0044,0108) | Referenced Assertion UID | ReferencedAssertionUID | UI | 1 | |
| (0044,0109) | Approval Subject Sequence | ApprovalSubjectSequence | SQ | 1 | |

| Tag | Name | Keyword | VR | VM | |
|-------------|--|--------------------------------------|----|----|--|
| (0044,010A) | Organizational Role Code Sequence | OrganizationalRoleCodeSequence | SQ | 1 | |
| (0046,0012) | Lens Description | LensDescription | LO | 1 | |
| (0046,0014) | Right Lens Sequence | RightLensSequence | SQ | 1 | |
| (0046,0015) | Left Lens Sequence | LeftLensSequence | SQ | 1 | |
| (0046,0016) | Unspecified Laterality Lens Sequence | UnspecifiedLateralityLensSequence | SQ | 1 | |
| (0046,0018) | Cylinder Sequence | CylinderSequence | SQ | 1 | |
| (0046,0028) | Prism Sequence | PrismSequence | SQ | 1 | |
| (0046,0030) | Horizontal Prism Power | HorizontalPrismPower | FD | 1 | |
| (0046,0032) | Horizontal Prism Base | HorizontalPrismBase | CS | 1 | |
| (0046,0034) | Vertical Prism Power | VerticalPrismPower | FD | 1 | |
| (0046,0036) | Vertical Prism Base | VerticalPrismBase | CS | 1 | |
| (0046,0038) | Lens Segment Type | LensSegmentType | CS | 1 | |
| (0046,0040) | Optical Transmittance | OpticalTransmittance | FD | 1 | |
| (0046,0042) | Channel Width | ChannelWidth | FD | 1 | |
| (0046,0044) | Pupil Size | PupilSize | FD | 1 | |
| (0046,0046) | Corneal Size | CornealSize | FD | 1 | |
| (0046,0047) | Corneal Size Sequence | CornealSizeSequence | SQ | 1 | |
| (0046,0050) | Autorefracton Right Eye Sequence | AutorefractonRightEyeSequence | SQ | 1 | |
| (0046,0052) | Autorefracton Left Eye Sequence | AutorefractonLeftEyeSequence | SQ | 1 | |
| (0046,0060) | Distance Pupillary Distance | DistancePupillaryDistance | FD | 1 | |
| (0046,0062) | Near Pupillary Distance | NearPupillaryDistance | FD | 1 | |
| (0046,0063) | Intermediate Pupillary Distance | IntermediatePupillaryDistance | FD | 1 | |
| (0046,0064) | Other Pupillary Distance | OtherPupillaryDistance | FD | 1 | |
| (0046,0070) | Keratometry Right Eye Sequence | KeratometryRightEyeSequence | SQ | 1 | |
| (0046,0071) | Keratometry Left Eye Sequence | KeratometryLeftEyeSequence | SQ | 1 | |
| (0046,0074) | Steep Keratometric Axis Sequence | SteepKeratometricAxisSequence | SQ | 1 | |
| (0046,0075) | Radius of Curvature | RadiusOfCurvature | FD | 1 | |
| (0046,0076) | Keratometric Power | KeratometricPower | FD | 1 | |
| (0046,0077) | Keratometric Axis | KeratometricAxis | FD | 1 | |
| (0046,0080) | Flat Keratometric Axis Sequence | FlatKeratometricAxisSequence | SQ | 1 | |
| (0046,0092) | Background Color | BackgroundColor | CS | 1 | |
| (0046,0094) | Optotype | Optotype | CS | 1 | |
| (0046,0095) | Optotype Presentation | OptotypePresentation | CS | 1 | |
| (0046,0097) | Subjective Refraction Right Eye Sequence | SubjectiveRefractionRightEyeSequence | SQ | 1 | |
| (0046,0098) | Subjective Refraction Left Eye Sequence | SubjectiveRefractionLeftEyeSequence | SQ | 1 | |
| (0046,0100) | Add Near Sequence | AddNearSequence | SQ | 1 | |
| (0046,0101) | Add Intermediate Sequence | AddIntermediateSequence | SQ | 1 | |
| (0046,0102) | Add Other Sequence | AddOtherSequence | SQ | 1 | |
| (0046,0104) | Add Power | AddPower | FD | 1 | |

| Tag | Name | Keyword | VR | VM | |
|-------------|---|---|----|------|--|
| (0046,0106) | Viewing Distance | ViewingDistance | FD | 1 | |
| (0046,0110) | Cornea Measurements Sequence | CorneaMeasurementsSequence | SQ | 1 | |
| (0046,0111) | Source of Cornea Measurement Data Code Sequence | SourceOfCorneaMeasurementDataCodeSequence | SQ | 1 | |
| (0046,0112) | Steep Corneal Axis Sequence | SteepCornealAxisSequence | SQ | 1 | |
| (0046,0113) | Flat Corneal Axis Sequence | FlatCornealAxisSequence | SQ | 1 | |
| (0046,0114) | Corneal Power | CornealPower | FD | 1 | |
| (0046,0115) | Corneal Axis | CornealAxis | FD | 1 | |
| (0046,0116) | Cornea Measurement Method Code Sequence | CorneaMeasurementMethodCodeSequence | SQ | 1 | |
| (0046,0117) | Refractive Index of Cornea | RefractiveIndexOfCornea | FL | 1 | |
| (0046,0118) | Refractive Index of Aqueous Humor | RefractiveIndexOfAqueousHumor | FL | 1 | |
| (0046,0121) | Visual Acuity Type Code Sequence | VisualAcuityTypeCodeSequence | SQ | 1 | |
| (0046,0122) | Visual Acuity Right Eye Sequence | VisualAcuityRightEyeSequence | SQ | 1 | |
| (0046,0123) | Visual Acuity Left Eye Sequence | VisualAcuityLeftEyeSequence | SQ | 1 | |
| (0046,0124) | Visual Acuity Both Eyes Open Sequence | VisualAcuityBothEyesOpenSequence | SQ | 1 | |
| (0046,0125) | Viewing Distance Type | ViewingDistanceType | CS | 1 | |
| (0046,0135) | Visual Acuity Modifiers | VisualAcuityModifiers | SS | 2 | |
| (0046,0137) | Decimal Visual Acuity | DecimalVisualAcuity | FD | 1 | |
| (0046,0139) | Optotype Detailed Definition | OptotypeDetailedDefinition | LO | 1 | |
| (0046,0145) | Referenced Refractive Measurements Sequence | ReferencedRefractiveMeasurementsSequence | SQ | 1 | |
| (0046,0146) | Sphere Power | SpherePower | FD | 1 | |
| (0046,0147) | Cylinder Power | CylinderPower | FD | 1 | |
| (0046,0201) | Corneal Topography Surface | CornealTopographySurface | CS | 1 | |
| (0046,0202) | Corneal Vertex Location | CornealVertexLocation | FL | 2 | |
| (0046,0203) | Pupil Centroid X-Coordinate | PupilCentroidXCoordinate | FL | 1 | |
| (0046,0204) | Pupil Centroid Y-Coordinate | PupilCentroidYCoordinate | FL | 1 | |
| (0046,0205) | Equivalent Pupil Radius | EquivalentPupilRadius | FL | 1 | |
| (0046,0207) | Corneal Topography Map Type Code Sequence | CornealTopographyMapTypeCodeSequence | SQ | 1 | |
| (0046,0208) | Vertices of the Outline of Pupil | VerticesOfTheOutlineOfPupil | IS | 2-2n | |
| (0046,0210) | Corneal Topography Mapping Normals Sequence | CornealTopographyMappingNormalsSequence | SQ | 1 | |
| (0046,0211) | Maximum Corneal Curvature Sequence | MaximumCornealCurvatureSequence | SQ | 1 | |
| (0046,0212) | Maximum Corneal Curvature | MaximumCornealCurvature | FL | 1 | |
| (0046,0213) | Maximum Corneal Curvature Location | MaximumCornealCurvatureLocation | FL | 2 | |
| (0046,0215) | Minimum Keratometric Sequence | MinimumKeratometricSequence | SQ | 1 | |
| (0046,0218) | Simulated Keratometric Cylinder Sequence | SimulatedKeratometricCylinderSequence | SQ | 1 | |
| (0046,0220) | Average Corneal Power | AverageCornealPower | FL | 1 | |

| Tag | Name | Keyword | VR | VM | |
|-------------|--|---|----|----|--|
| (0046,0224) | Corneal I-S Value | CornealISValue | FL | 1 | |
| (0046,0227) | Analyzed Area | AnalyzedArea | FL | 1 | |
| (0046,0230) | Surface Regularity Index | SurfaceRegularityIndex | FL | 1 | |
| (0046,0232) | Surface Asymmetry Index | SurfaceAsymmetryIndex | FL | 1 | |
| (0046,0234) | Corneal Eccentricity Index | CornealEccentricityIndex | FL | 1 | |
| (0046,0236) | Keratoconus Prediction Index | KeratoconusPredictionIndex | FL | 1 | |
| (0046,0238) | Decimal Potential Visual Acuity | DecimalPotentialVisualAcuity | FL | 1 | |
| (0046,0242) | Corneal Topography Map Quality Evaluation | CornealTopographyMapQualityEvaluation | CS | 1 | |
| (0046,0244) | Source Image Corneal Processed Data Sequence | SourceImageCornealProcessedDataSequence | SQ | 1 | |
| (0046,0247) | Corneal Point Location | CornealPointLocation | FL | 3 | |
| (0046,0248) | Corneal Point Estimated | CornealPointEstimated | CS | 1 | |
| (0046,0249) | Axial Power | AxialPower | FL | 1 | |
| (0046,0250) | Tangential Power | TangentialPower | FL | 1 | |
| (0046,0251) | Refractive Power | RefractivePower | FL | 1 | |
| (0046,0252) | Relative Elevation | RelativeElevation | FL | 1 | |
| (0046,0253) | Corneal Wavefront | CornealWavefront | FL | 1 | |
| (0048,0001) | Imaged Volume Width | ImagedVolumeWidth | FL | 1 | |
| (0048,0002) | Imaged Volume Height | ImagedVolumeHeight | FL | 1 | |
| (0048,0003) | Imaged Volume Depth | ImagedVolumeDepth | FL | 1 | |
| (0048,0006) | Total Pixel Matrix Columns | TotalPixelMatrixColumns | UL | 1 | |
| (0048,0007) | Total Pixel Matrix Rows | TotalPixelMatrixRows | UL | 1 | |
| (0048,0008) | Total Pixel Matrix Origin Sequence | TotalPixelMatrixOriginSequence | SQ | 1 | |
| (0048,0010) | Specimen Label in Image | SpecimenLabelInImage | CS | 1 | |
| (0048,0011) | Focus Method | FocusMethod | CS | 1 | |
| (0048,0012) | Extended Depth of Field | ExtendedDepthOfField | CS | 1 | |
| (0048,0013) | Number of Focal Planes | NumberOfFocalPlanes | US | 1 | |
| (0048,0014) | Distance Between Focal Planes | DistanceBetweenFocalPlanes | FL | 1 | |
| (0048,0015) | Recommended Absent Pixel CIE Lab Value | RecommendedAbsentPixelCIELabValue | US | 3 | |
| (0048,0100) | Illuminator Type Code Sequence | IlluminatorTypeCodeSequence | SQ | 1 | |
| (0048,0102) | Image Orientation (Slide) | ImageOrientationSlide | DS | 6 | |
| (0048,0105) | Optical Path Sequence | OpticalPathSequence | SQ | 1 | |
| (0048,0106) | Optical Path Identifier | OpticalPathIdentifier | SH | 1 | |
| (0048,0107) | Optical Path Description | OpticalPathDescription | ST | 1 | |
| (0048,0108) | Illumination Color Code Sequence | IlluminationColorCodeSequence | SQ | 1 | |
| (0048,0110) | Specimen Reference Sequence | SpecimenReferenceSequence | SQ | 1 | |
| (0048,0111) | Condenser Lens Power | CondenserLensPower | DS | 1 | |
| (0048,0112) | Objective Lens Power | ObjectiveLensPower | DS | 1 | |
| (0048,0113) | Objective Lens Numerical Aperture | ObjectiveLensNumericalAperture | DS | 1 | |
| (0048,0120) | Palette Color Lookup Table Sequence | PaletteColorLookupTableSequence | SQ | 1 | |

| Tag | Name | Keyword | VR | VM | |
|-------------|---|--|----|----|--|
| (0048,0200) | Referenced Image Navigation Sequence | ReferencedImageNavigationSequence | SQ | 1 | |
| (0048,0201) | Top Left Hand Corner of Localizer Area | TopLeftHandCornerOfLocalizerArea | US | 2 | |
| (0048,0202) | Bottom Right Hand Corner of Localizer Area | BottomRightHandCornerOfLocalizerArea | US | 2 | |
| (0048,0207) | Optical Path Identification Sequence | OpticalPathIdentificationSequence | SQ | 1 | |
| (0048,021A) | Plane Position (Slide) Sequence | PlanePositionSlideSequence | SQ | 1 | |
| (0048,021E) | Column Position In Total Image Pixel Matrix | ColumnPositionInTotalImagePixelMatrix | SL | 1 | |
| (0048,021F) | Row Position In Total Image Pixel Matrix | RowPositionInTotalImagePixelMatrix | SL | 1 | |
| (0048,0301) | Pixel Origin Interpretation | PixelOriginInterpretation | CS | 1 | |
| (0048,0302) | Number of Optical Paths | NumberOfOpticalPaths | UL | 1 | |
| (0048,0303) | Total Pixel Matrix Focal Planes | TotalPixelMatrixFocalPlanes | UL | 1 | |
| (0050,0004) | Calibration Image | CalibrationImage | CS | 1 | |
| (0050,0010) | Device Sequence | DeviceSequence | SQ | 1 | |
| (0050,0012) | Container Component Type Code Sequence | ContainerComponentTypeCodeSequence | SQ | 1 | |
| (0050,0013) | Container Component Thickness | ContainerComponentThickness | FD | 1 | |
| (0050,0014) | Device Length | DeviceLength | DS | 1 | |
| (0050,0015) | Container Component Width | ContainerComponentWidth | FD | 1 | |
| (0050,0016) | Device Diameter | DeviceDiameter | DS | 1 | |
| (0050,0017) | Device Diameter Units | DeviceDiameterUnits | CS | 1 | |
| (0050,0018) | Device Volume | DeviceVolume | DS | 1 | |
| (0050,0019) | Inter-Marker Distance | InterMarkerDistance | DS | 1 | |
| (0050,001A) | Container Component Material | ContainerComponentMaterial | CS | 1 | |
| (0050,001B) | Container Component ID | ContainerComponentID | LO | 1 | |
| (0050,001C) | Container Component Length | ContainerComponentLength | FD | 1 | |
| (0050,001D) | Container Component Diameter | ContainerComponentDiameter | FD | 1 | |
| (0050,001E) | Container Component Description | ContainerComponentDescription | LO | 1 | |
| (0050,0020) | Device Description | DeviceDescription | LO | 1 | |
| (0050,0021) | Long Device Description | LongDeviceDescription | ST | 1 | |
| (0052,0001) | Contrast/Bolus Ingredient Percent by Volume | ContrastBolusIngredientPercentByVolume | FL | 1 | |
| (0052,0002) | OCT Focal Distance | OCTFocalDistance | FD | 1 | |
| (0052,0003) | Beam Spot Size | BeamSpotSize | FD | 1 | |
| (0052,0004) | Effective Refractive Index | EffectiveRefractiveIndex | FD | 1 | |
| (0052,0006) | OCT Acquisition Domain | OCTAcquisitionDomain | CS | 1 | |
| (0052,0007) | OCT Optical Center Wavelength | OCTOpticalCenterWavelength | FD | 1 | |
| (0052,0008) | Axial Resolution | AxialResolution | FD | 1 | |
| (0052,0009) | Ranging Depth | RangingDepth | FD | 1 | |
| (0052,0011) | A-line Rate | ALineRate | FD | 1 | |

| Tag | Name | Keyword | VR | VM | |
|-------------|--|--|----|-----|--|
| (0052,0012) | A-lines Per Frame | ALinesPerFrame | US | 1 | |
| (0052,0013) | Catheter Rotational Rate | CatheterRotationalRate | FD | 1 | |
| (0052,0014) | A-line Pixel Spacing | ALinePixelSpacing | FD | 1 | |
| (0052,0016) | Mode of Percutaneous Access Sequence | ModeOfPercutaneousAccessSequence | SQ | 1 | |
| (0052,0025) | Intravascular OCT Frame Type Sequence | IntravascularOCTFrameTypeSequence | SQ | 1 | |
| (0052,0026) | OCT Z Offset Applied | OCTZOffsetApplied | CS | 1 | |
| (0052,0027) | Intravascular Frame Content Sequence | IntravascularFrameContentSequence | SQ | 1 | |
| (0052,0028) | Intravascular Longitudinal Distance | IntravascularLongitudinalDistance | FD | 1 | |
| (0052,0029) | Intravascular OCT Frame Content Sequence | IntravascularOCTFrameContentSequence | SQ | 1 | |
| (0052,0030) | OCT Z Offset Correction | OCTZOffsetCorrection | SS | 1 | |
| (0052,0031) | Catheter Direction of Rotation | CatheterDirectionOfRotation | CS | 1 | |
| (0052,0033) | Seam Line Location | SeamLineLocation | FD | 1 | |
| (0052,0034) | First A-line Location | FirstALineLocation | FD | 1 | |
| (0052,0036) | Seam Line Index | SeamLineIndex | US | 1 | |
| (0052,0038) | Number of Padded A-lines | NumberOfPaddedALines | US | 1 | |
| (0052,0039) | Interpolation Type | InterpolationType | CS | 1 | |
| (0052,003A) | Refractive Index Applied | RefractiveIndexApplied | CS | 1 | |
| (0054,0010) | Energy Window Vector | EnergyWindowVector | US | 1-n | |
| (0054,0011) | Number of Energy Windows | NumberOfEnergyWindows | US | 1 | |
| (0054,0012) | Energy Window Information Sequence | EnergyWindowInformationSequence | SQ | 1 | |
| (0054,0013) | Energy Window Range Sequence | EnergyWindowRangeSequence | SQ | 1 | |
| (0054,0014) | Energy Window Lower Limit | EnergyWindowLowerLimit | DS | 1 | |
| (0054,0015) | Energy Window Upper Limit | EnergyWindowUpperLimit | DS | 1 | |
| (0054,0016) | Radiopharmaceutical Information Sequence | RadiopharmaceuticalInformationSequence | SQ | 1 | |
| (0054,0017) | Residual Syringe Counts | ResidualSyringeCounts | IS | 1 | |
| (0054,0018) | Energy Window Name | EnergyWindowName | SH | 1 | |
| (0054,0020) | Detector Vector | DetectorVector | US | 1-n | |
| (0054,0021) | Number of Detectors | NumberOfDetectors | US | 1 | |
| (0054,0022) | Detector Information Sequence | DetectorInformationSequence | SQ | 1 | |
| (0054,0030) | Phase Vector | PhaseVector | US | 1-n | |
| (0054,0031) | Number of Phases | NumberOfPhases | US | 1 | |
| (0054,0032) | Phase Information Sequence | PhaseInformationSequence | SQ | 1 | |
| (0054,0033) | Number of Frames in Phase | NumberOfFramesInPhase | US | 1 | |
| (0054,0036) | Phase Delay | PhaseDelay | IS | 1 | |
| (0054,0038) | Pause Between Frames | PauseBetweenFrames | IS | 1 | |
| (0054,0039) | Phase Description | PhaseDescription | CS | 1 | |
| (0054,0050) | Rotation Vector | RotationVector | US | 1-n | |

| Tag | Name | Keyword | VR | VM | |
|-------------|--|--|----|-----|--|
| (0054,0051) | Number of Rotations | NumberOfRotations | US | 1 | |
| (0054,0052) | Rotation Information Sequence | RotationInformationSequence | SQ | 1 | |
| (0054,0053) | Number of Frames in Rotation | NumberOfFramesInRotation | US | 1 | |
| (0054,0060) | R-R Interval Vector | RRIntervalVector | US | 1-n | |
| (0054,0061) | Number of R-R Intervals | NumberOfRRIntervals | US | 1 | |
| (0054,0062) | Gated Information Sequence | GatedInformationSequence | SQ | 1 | |
| (0054,0063) | Data Information Sequence | DataInformationSequence | SQ | 1 | |
| (0054,0070) | Time Slot Vector | TimeSlotVector | US | 1-n | |
| (0054,0071) | Number of Time Slots | NumberOfTimeSlots | US | 1 | |
| (0054,0072) | Time Slot Information Sequence | TimeSlotInformationSequence | SQ | 1 | |
| (0054,0073) | Time Slot Time | TimeSlotTime | DS | 1 | |
| (0054,0080) | Slice Vector | SliceVector | US | 1-n | |
| (0054,0081) | Number of Slices | NumberOfSlices | US | 1 | |
| (0054,0090) | Angular View Vector | AngularViewVector | US | 1-n | |
| (0054,0100) | Time Slice Vector | TimeSliceVector | US | 1-n | |
| (0054,0101) | Number of Time Slices | NumberOfTimeSlices | US | 1 | |
| (0054,0200) | Start Angle | StartAngle | DS | 1 | |
| (0054,0202) | Type of Detector Motion | TypeOfDetectorMotion | CS | 1 | |
| (0054,0210) | Trigger Vector | TriggerVector | IS | 1-n | |
| (0054,0211) | Number of Triggers in Phase | NumberOfTriggersInPhase | US | 1 | |
| (0054,0220) | View Code Sequence | ViewCodeSequence | SQ | 1 | |
| (0054,0222) | View Modifier Code Sequence | ViewModifierCodeSequence | SQ | 1 | |
| (0054,0300) | Radionuclide Code Sequence | RadionuclideCodeSequence | SQ | 1 | |
| (0054,0302) | Administration Route Code Sequence | AdministrationRouteCodeSequence | SQ | 1 | |
| (0054,0304) | Radiopharmaceutical Code Sequence | RadiopharmaceuticalCodeSequence | SQ | 1 | |
| (0054,0306) | Calibration Data Sequence | CalibrationDataSequence | SQ | 1 | |
| (0054,0308) | Energy Window Number | EnergyWindowNumber | US | 1 | |
| (0054,0400) | Image ID | ImageID | SH | 1 | |
| (0054,0410) | Patient Orientation Code Sequence | PatientOrientationCodeSequence | SQ | 1 | |
| (0054,0412) | Patient Orientation Modifier Code Sequence | PatientOrientationModifierCodeSequence | SQ | 1 | |
| (0054,0414) | Patient Gantry Relationship Code Sequence | PatientGantryRelationshipCodeSequence | SQ | 1 | |
| (0054,0500) | Slice Progression Direction | SliceProgressionDirection | CS | 1 | |
| (0054,0501) | Scan Progression Direction | ScanProgressionDirection | CS | 1 | |
| (0054,1000) | Series Type | SeriesType | CS | 2 | |
| (0054,1001) | Units | Units | CS | 1 | |
| (0054,1002) | Counts Source | CountsSource | CS | 1 | |
| (0054,1004) | Reprojection Method | ReprojectionMethod | CS | 1 | |
| (0054,1006) | SUV Type | SUVType | CS | 1 | |
| (0054,1100) | Randoms Correction Method | RandomsCorrectionMethod | CS | 1 | |

| Tag | Name | Keyword | VR | VM | |
|-------------|--|--|----------|-----|------------|
| (0054,1101) | Attenuation Correction Method | AttenuationCorrectionMethod | LO | 1 | |
| (0054,1102) | Decay Correction | DecayCorrection | CS | 1 | |
| (0054,1103) | Reconstruction Method | ReconstructionMethod | LO | 1 | |
| (0054,1104) | Detector Lines of Response Used | DetectorLinesOfResponseUsed | LO | 1 | |
| (0054,1105) | Scatter Correction Method | ScatterCorrectionMethod | LO | 1 | |
| (0054,1200) | Axial Acceptance | AxialAcceptance | DS | 1 | |
| (0054,1201) | Axial Mash | AxialMash | IS | 2 | |
| (0054,1202) | Transverse Mash | TransverseMash | IS | 1 | |
| (0054,1203) | Detector Element Size | DetectorElementSize | DS | 2 | |
| (0054,1210) | Coincidence Window Width | CoincidenceWindowWidth | DS | 1 | |
| (0054,1220) | Secondary Counts Type | SecondaryCountsType | CS | 1-n | |
| (0054,1300) | Frame Reference Time | FrameReferenceTime | DS | 1 | |
| (0054,1310) | Primary (Prompts) Counts Accumulated | PrimaryPromptsCounts Accumulated | IS | 1 | |
| (0054,1311) | Secondary Counts Accumulated | SecondaryCountsAccumulated | IS | 1-n | |
| (0054,1320) | Slice Sensitivity Factor | SliceSensitivityFactor | DS | 1 | |
| (0054,1321) | Decay Factor | DecayFactor | DS | 1 | |
| (0054,1322) | Dose Calibration Factor | DoseCalibrationFactor | DS | 1 | |
| (0054,1323) | Scatter Fraction Factor | ScatterFractionFactor | DS | 1 | |
| (0054,1324) | Dead Time Factor | DeadTimeFactor | DS | 1 | |
| (0054,1330) | Image Index | ImageIndex | US | 1 | |
| (0054,1400) | <i>Counts Included</i> | <i>CountsIncluded</i> | CS | 1-n | RET (2007) |
| (0054,1401) | <i>Dead Time Correction Flag</i> | <i>DeadTimeCorrectionFlag</i> | CS | 1 | RET (2007) |
| (0060,3000) | Histogram Sequence | HistogramSequence | SQ | 1 | |
| (0060,3002) | Histogram Number of Bins | HistogramNumberOfBins | US | 1 | |
| (0060,3004) | Histogram First Bin Value | HistogramFirstBinValue | US or SS | 1 | |
| (0060,3006) | Histogram Last Bin Value | HistogramLastBinValue | US or SS | 1 | |
| (0060,3008) | Histogram Bin Width | HistogramBinWidth | US | 1 | |
| (0060,3010) | Histogram Explanation | HistogramExplanation | LO | 1 | |
| (0060,3020) | Histogram Data | HistogramData | UL | 1-n | |
| (0062,0001) | Segmentation Type | SegmentationType | CS | 1 | |
| (0062,0002) | Segment Sequence | SegmentSequence | SQ | 1 | |
| (0062,0003) | Segmented Property Category Code Sequence | SegmentedPropertyCategoryCode Sequence | SQ | 1 | |
| (0062,0004) | Segment Number | SegmentNumber | US | 1 | |
| (0062,0005) | Segment Label | SegmentLabel | LO | 1 | |
| (0062,0006) | Segment Description | SegmentDescription | ST | 1 | |
| (0062,0007) | Segmentation Algorithm Identification Sequence | SegmentationAlgorithm IdentificationSequence | SQ | 1 | |
| (0062,0008) | Segment Algorithm Type | SegmentAlgorithmType | CS | 1 | |
| (0062,0009) | Segment Algorithm Name | SegmentAlgorithmName | LO | 1 | |

| Tag | Name | Keyword | VR | VM | |
|-------------|--|---|----|-----|--|
| (0062,000A) | Segment Identification Sequence | SegmentIdentificationSequence | SQ | 1 | |
| (0062,000B) | Referenced Segment Number | ReferencedSegmentNumber | US | 1-n | |
| (0062,000C) | Recommended Display Grayscale Value | RecommendedDisplayGrayscaleValue | US | 1 | |
| (0062,000D) | Recommended Display CIELab Value | RecommendedDisplayCIELabValue | US | 3 | |
| (0062,000E) | Maximum Fractional Value | MaximumFractionalValue | US | 1 | |
| (0062,000F) | Segmented Property Type Code Sequence | SegmentedPropertyTypeCodeSequence | SQ | 1 | |
| (0062,0010) | Segmentation Fractional Type | SegmentationFractionalType | CS | 1 | |
| (0062,0011) | Segmented Property Type Modifier Code Sequence | SegmentedPropertyTypeModifierCodeSequence | SQ | 1 | |
| (0062,0012) | Used Segments Sequence | UsedSegmentsSequence | SQ | 1 | |
| (0062,0013) | Segments Overlap | SegmentsOverlap | CS | 1 | |
| (0062,0020) | Tracking ID | TrackingID | UT | 1 | |
| (0062,0021) | Tracking UID | TrackingUID | UI | 1 | |
| (0064,0002) | Deformable Registration Sequence | DeformableRegistrationSequence | SQ | 1 | |
| (0064,0003) | Source Frame of Reference UID | SourceFrameOfReferenceUID | UI | 1 | |
| (0064,0005) | Deformable Registration Grid Sequence | DeformableRegistrationGridSequence | SQ | 1 | |
| (0064,0007) | Grid Dimensions | GridDimensions | UL | 3 | |
| (0064,0008) | Grid Resolution | GridResolution | FD | 3 | |
| (0064,0009) | Vector Grid Data | VectorGridData | OF | 1 | |
| (0064,000F) | Pre Deformation Matrix Registration Sequence | PreDeformationMatrixRegistrationSequence | SQ | 1 | |
| (0064,0010) | Post Deformation Matrix Registration Sequence | PostDeformationMatrixRegistrationSequence | SQ | 1 | |
| (0066,0001) | Number of Surfaces | NumberOfSurfaces | UL | 1 | |
| (0066,0002) | Surface Sequence | SurfaceSequence | SQ | 1 | |
| (0066,0003) | Surface Number | SurfaceNumber | UL | 1 | |
| (0066,0004) | Surface Comments | SurfaceComments | LT | 1 | |
| (0066,0009) | Surface Processing | SurfaceProcessing | CS | 1 | |
| (0066,000A) | Surface Processing Ratio | SurfaceProcessingRatio | FL | 1 | |
| (0066,000B) | Surface Processing Description | SurfaceProcessingDescription | LO | 1 | |
| (0066,000C) | Recommended Presentation Opacity | RecommendedPresentationOpacity | FL | 1 | |
| (0066,000D) | Recommended Presentation Type | RecommendedPresentationType | CS | 1 | |
| (0066,000E) | Finite Volume | FiniteVolume | CS | 1 | |
| (0066,0010) | Manifold | Manifold | CS | 1 | |
| (0066,0011) | Surface Points Sequence | SurfacePointsSequence | SQ | 1 | |
| (0066,0012) | Surface Points Normals Sequence | SurfacePointsNormalsSequence | SQ | 1 | |
| (0066,0013) | Surface Mesh Primitives Sequence | SurfaceMeshPrimitivesSequence | SQ | 1 | |
| (0066,0015) | Number of Surface Points | NumberOfSurfacePoints | UL | 1 | |
| (0066,0016) | Point Coordinates Data | PointCoordinatesData | OF | 1 | |

| Tag | Name | Keyword | VR | VM | |
|-------------|---|---|----|-----|----------------|
| (0066,0017) | Point Position Accuracy | PointPositionAccuracy | FL | 3 | |
| (0066,0018) | Mean Point Distance | MeanPointDistance | FL | 1 | |
| (0066,0019) | Maximum Point Distance | MaximumPointDistance | FL | 1 | |
| (0066,001A) | Points Bounding Box Coordinates | PointsBoundingBoxCoordinates | FL | 6 | |
| (0066,001B) | Axis of Rotation | AxisOfRotation | FL | 3 | |
| (0066,001C) | Center of Rotation | CenterOfRotation | FL | 3 | |
| (0066,001E) | Number of Vectors | NumberOfVectors | UL | 1 | |
| (0066,001F) | Vector Dimensionality | VectorDimensionality | US | 1 | |
| (0066,0020) | Vector Accuracy | VectorAccuracy | FL | 1-n | |
| (0066,0021) | Vector Coordinate Data | VectorCoordinateData | OF | 1 | |
| (0066,0023) | <i>Triangle Point Index List</i> | <i>TrianglePointIndexList</i> | OW | 1 | RET (2015c) |
| (0066,0024) | <i>Edge Point Index List</i> | <i>EdgePointIndexList</i> | OW | 1 | RET (2015c) |
| (0066,0025) | <i>Vertex Point Index List</i> | <i>VertexPointIndexList</i> | OW | 1 | RET (2015c) |
| (0066,0026) | Triangle Strip Sequence | TriangleStripSequence | SQ | 1 | |
| (0066,0027) | Triangle Fan Sequence | TriangleFanSequence | SQ | 1 | |
| (0066,0028) | Line Sequence | LineSequence | SQ | 1 | |
| (0066,0029) | <i>Primitive Point Index List</i> | <i>PrimitivePointIndexList</i> | OW | 1 | RET (2015c) |
| (0066,002A) | Surface Count | SurfaceCount | UL | 1 | |
| (0066,002B) | Referenced Surface Sequence | ReferencedSurfaceSequence | SQ | 1 | |
| (0066,002C) | Referenced Surface Number | ReferencedSurfaceNumber | UL | 1 | |
| (0066,002D) | Segment Surface Generation Algorithm Identification Sequence | SegmentSurfaceGeneration AlgorithmIdentificationSequence | SQ | 1 | |
| (0066,002E) | Segment Surface Source Instance Sequence | SegmentSurfaceSourceInstance Sequence | SQ | 1 | |
| (0066,002F) | Algorithm Family Code Sequence | AlgorithmFamilyCodeSequence | SQ | 1 | |
| (0066,0030) | Algorithm Name Code Sequence | AlgorithmNameCodeSequence | SQ | 1 | |
| (0066,0031) | Algorithm Version | AlgorithmVersion | LO | 1 | |
| (0066,0032) | Algorithm Parameters | AlgorithmParameters | LT | 1 | |
| (0066,0034) | Facet Sequence | FacetSequence | SQ | 1 | |
| (0066,0035) | Surface Processing Algorithm Identification Sequence | SurfaceProcessingAlgorithm IdentificationSequence | SQ | 1 | |
| (0066,0036) | Algorithm Name | AlgorithmName | LO | 1 | |
| (0066,0037) | Recommended Point Radius | RecommendedPointRadius | FL | 1 | |
| (0066,0038) | Recommended Line Thickness | RecommendedLineThickness | FL | 1 | |
| (0066,0040) | Long Primitive Point Index List | LongPrimitivePointIndexList | OL | 1 | |
| (0066,0041) | Long Triangle Point Index List | LongTrianglePointIndexList | OL | 1 | |
| (0066,0042) | Long Edge Point Index List | LongEdgePointIndexList | OL | 1 | |
| (0066,0043) | Long Vertex Point Index List | LongVertexPointIndexList | OL | 1 | |
| (0066,0101) | Track Set Sequence | TrackSetSequence | SQ | 1 | |

| Tag | Name | Keyword | VR | VM | |
|-------------|--|---|----|----|--|
| (0066,0102) | Track Sequence | TrackSequence | SQ | 1 | |
| (0066,0103) | Recommended Display CIELab Value List | RecommendedDisplayCIELab ValueList | OW | 1 | |
| (0066,0104) | Tracking Algorithm Identification Sequence | TrackingAlgorithmIdentification Sequence | SQ | 1 | |
| (0066,0105) | Track Set Number | TrackSetNumber | UL | 1 | |
| (0066,0106) | Track Set Label | TrackSetLabel | LO | 1 | |
| (0066,0107) | Track Set Description | TrackSetDescription | UT | 1 | |
| (0066,0108) | Track Set Anatomical Type Code Sequence | TrackSetAnatomicalTypeCode Sequence | SQ | 1 | |
| (0066,0121) | Measurements Sequence | MeasurementsSequence | SQ | 1 | |
| (0066,0124) | Track Set Statistics Sequence | TrackSetStatisticsSequence | SQ | 1 | |
| (0066,0125) | Floating Point Values | FloatingPointValues | OF | 1 | |
| (0066,0129) | Track Point Index List | TrackPointIndexList | OL | 1 | |
| (0066,0130) | Track Statistics Sequence | TrackStatisticsSequence | SQ | 1 | |
| (0066,0132) | Measurement Values Sequence | MeasurementValuesSequence | SQ | 1 | |
| (0066,0133) | Diffusion Acquisition Code Sequence | DiffusionAcquisitionCodeSequence | SQ | 1 | |
| (0066,0134) | Diffusion Model Code Sequence | DiffusionModelCodeSequence | SQ | 1 | |
| (0068,6210) | Implant Size | ImplantSize | LO | 1 | |
| (0068,6221) | Implant Template Version | ImplantTemplateVersion | LO | 1 | |
| (0068,6222) | Replaced Implant Template Sequence | ReplacedImplantTemplate Sequence | SQ | 1 | |
| (0068,6223) | Implant Type | ImplantType | CS | 1 | |
| (0068,6224) | Derivation Implant Template Sequence | DerivationImplantTemplate Sequence | SQ | 1 | |
| (0068,6225) | Original Implant Template Sequence | OriginalImplantTemplateSequence | SQ | 1 | |
| (0068,6226) | Effective DateTime | EffectiveDateTime | DT | 1 | |
| (0068,6230) | Implant Target Anatomy Sequence | ImplantTargetAnatomySequence | SQ | 1 | |
| (0068,6260) | Information From Manufacturer Sequence | InformationFromManufacturer Sequence | SQ | 1 | |
| (0068,6265) | Notification From Manufacturer Sequence | NotificationFromManufacturer Sequence | SQ | 1 | |
| (0068,6270) | Information Issue DateTime | InformationIssueDateTime | DT | 1 | |
| (0068,6280) | Information Summary | InformationSummary | ST | 1 | |
| (0068,62A0) | Implant Regulatory Disapproval Code Sequence | ImplantRegulatoryDisapproval CodeSequence | SQ | 1 | |
| (0068,62A5) | Overall Template Spatial Tolerance | OverallTemplateSpatialTolerance | FD | 1 | |
| (0068,62C0) | HPGL Document Sequence | HPGLDocumentSequence | SQ | 1 | |
| (0068,62D0) | HPGL Document ID | HPGLDocumentID | US | 1 | |
| (0068,62D5) | HPGL Document Label | HPGLDocumentLabel | LO | 1 | |
| (0068,62E0) | View Orientation Code Sequence | ViewOrientationCodeSequence | SQ | 1 | |
| (0068,62F0) | View Orientation Modifier Code Sequence | ViewOrientationModifierCode Sequence | SQ | 1 | |

| Tag | Name | Keyword | VR | VM | |
|-------------|---|--------------------------------------|----|-----|--|
| (0068,62F2) | HPGL Document Scaling | HPGLDocumentScaling | FD | 1 | |
| (0068,6300) | HPGL Document | HPGLDocument | OB | 1 | |
| (0068,6310) | HPGL Contour Pen Number | HPGLContourPenNumber | US | 1 | |
| (0068,6320) | HPGL Pen Sequence | HPGLPenSequence | SQ | 1 | |
| (0068,6330) | HPGL Pen Number | HPGLPenNumber | US | 1 | |
| (0068,6340) | HPGL Pen Label | HPGLPenLabel | LO | 1 | |
| (0068,6345) | HPGL Pen Description | HPGLPenDescription | ST | 1 | |
| (0068,6346) | Recommended Rotation Point | RecommendedRotationPoint | FD | 2 | |
| (0068,6347) | Bounding Rectangle | BoundingRectangle | FD | 4 | |
| (0068,6350) | Implant Template 3D Model Surface Number | ImplantTemplate3DModelSurfaceNumber | US | 1-n | |
| (0068,6360) | Surface Model Description Sequence | SurfaceModelDescriptionSequence | SQ | 1 | |
| (0068,6380) | Surface Model Label | SurfaceModelLabel | LO | 1 | |
| (0068,6390) | Surface Model Scaling Factor | SurfaceModelScalingFactor | FD | 1 | |
| (0068,63A0) | Materials Code Sequence | MaterialsCodeSequence | SQ | 1 | |
| (0068,63A4) | Coating Materials Code Sequence | CoatingMaterialsCodeSequence | SQ | 1 | |
| (0068,63A8) | Implant Type Code Sequence | ImplantTypeCodeSequence | SQ | 1 | |
| (0068,63AC) | Fixation Method Code Sequence | FixationMethodCodeSequence | SQ | 1 | |
| (0068,63B0) | Mating Feature Sets Sequence | MatingFeatureSetsSequence | SQ | 1 | |
| (0068,63C0) | Mating Feature Set ID | MatingFeatureSetID | US | 1 | |
| (0068,63D0) | Mating Feature Set Label | MatingFeatureSetLabel | LO | 1 | |
| (0068,63E0) | Mating Feature Sequence | MatingFeatureSequence | SQ | 1 | |
| (0068,63F0) | Mating Feature ID | MatingFeatureID | US | 1 | |
| (0068,6400) | Mating Feature Degree of Freedom Sequence | MatingFeatureDegreeOfFreedomSequence | SQ | 1 | |
| (0068,6410) | Degree of Freedom ID | DegreeOfFreedomID | US | 1 | |
| (0068,6420) | Degree of Freedom Type | DegreeOfFreedomType | CS | 1 | |
| (0068,6430) | 2D Mating Feature Coordinates Sequence | TwoDMatingFeatureCoordinatesSequence | SQ | 1 | |
| (0068,6440) | Referenced HPGL Document ID | ReferencedHPGLDocumentID | US | 1 | |
| (0068,6450) | 2D Mating Point | TwoDMatingPoint | FD | 2 | |
| (0068,6460) | 2D Mating Axes | TwoDMatingAxes | FD | 4 | |
| (0068,6470) | 2D Degree of Freedom Sequence | TwoDDegreeOfFreedomSequence | SQ | 1 | |
| (0068,6490) | 3D Degree of Freedom Axis | ThreeDDegreeOfFreedomAxis | FD | 3 | |
| (0068,64A0) | Range of Freedom | RangeOfFreedom | FD | 2 | |
| (0068,64C0) | 3D Mating Point | ThreeDMatingPoint | FD | 3 | |
| (0068,64D0) | 3D Mating Axes | ThreeDMatingAxes | FD | 9 | |
| (0068,64F0) | 2D Degree of Freedom Axis | TwoDDegreeOfFreedomAxis | FD | 3 | |
| (0068,6500) | Planning Landmark Point Sequence | PlanningLandmarkPointSequence | SQ | 1 | |
| (0068,6510) | Planning Landmark Line Sequence | PlanningLandmarkLineSequence | SQ | 1 | |
| (0068,6520) | Planning Landmark Plane Sequence | PlanningLandmarkPlaneSequence | SQ | 1 | |

| Tag | Name | Keyword | VR | VM | |
|-------------|---|--|-----------|----------|-------------------|
| (0068,6530) | Planning Landmark ID | PlanningLandmarkID | US | 1 | |
| (0068,6540) | Planning Landmark Description | PlanningLandmarkDescription | LO | 1 | |
| (0068,6545) | Planning Landmark Identification Code Sequence | PlanningLandmarkIdentificationCodeSequence | SQ | 1 | |
| (0068,6550) | 2D Point Coordinates Sequence | TwoDPointCoordinatesSequence | SQ | 1 | |
| (0068,6560) | 2D Point Coordinates | TwoDPointCoordinates | FD | 2 | |
| (0068,6590) | 3D Point Coordinates | ThreeDPointCoordinates | FD | 3 | |
| (0068,65A0) | 2D Line Coordinates Sequence | TwoDLineCoordinatesSequence | SQ | 1 | |
| (0068,65B0) | 2D Line Coordinates | TwoDLineCoordinates | FD | 4 | |
| (0068,65D0) | 3D Line Coordinates | ThreeDLineCoordinates | FD | 6 | |
| (0068,65E0) | 2D Plane Coordinates Sequence | TwoDPlaneCoordinatesSequence | SQ | 1 | |
| (0068,65F0) | 2D Plane Intersection | TwoDPlaneIntersection | FD | 4 | |
| (0068,6610) | 3D Plane Origin | ThreeDPlaneOrigin | FD | 3 | |
| (0068,6620) | 3D Plane Normal | ThreeDPlaneNormal | FD | 3 | |
| (0068,7001) | Model Modification | ModelModification | CS | 1 | |
| (0068,7002) | Model Mirroring | ModelMirroring | CS | 1 | |
| (0068,7003) | Model Usage Code Sequence | ModelUsageCodeSequence | SQ | 1 | |
| (0068,7004) | Model Group UID | ModelGroupUID | UI | 1 | |
| (0068,7005) | Relative URI Reference Within Encapsulated Document | RelativeURIReferenceWithinEncapsulatedDocument | UR | 1 | |
| (0070,0001) | Graphic Annotation Sequence | GraphicAnnotationSequence | SQ | 1 | |
| (0070,0002) | Graphic Layer | GraphicLayer | CS | 1 | |
| (0070,0003) | Bounding Box Annotation Units | BoundingBoxAnnotationUnits | CS | 1 | |
| (0070,0004) | Anchor Point Annotation Units | AnchorPointAnnotationUnits | CS | 1 | |
| (0070,0005) | Graphic Annotation Units | GraphicAnnotationUnits | CS | 1 | |
| (0070,0006) | Unformatted Text Value | UnformattedTextValue | ST | 1 | |
| (0070,0008) | Text Object Sequence | TextObjectSequence | SQ | 1 | |
| (0070,0009) | Graphic Object Sequence | GraphicObjectSequence | SQ | 1 | |
| (0070,0010) | Bounding Box Top Left Hand Corner | BoundingBoxTopLeftHandCorner | FL | 2 | |
| (0070,0011) | Bounding Box Bottom Right Hand Corner | BoundingBoxBottomRightHandCorner | FL | 2 | |
| (0070,0012) | Bounding Box Text Horizontal Justification | BoundingBoxTextHorizontalJustification | CS | 1 | |
| (0070,0014) | Anchor Point | AnchorPoint | FL | 2 | |
| (0070,0015) | Anchor Point Visibility | AnchorPointVisibility | CS | 1 | |
| (0070,0020) | Graphic Dimensions | GraphicDimensions | US | 1 | |
| (0070,0021) | Number of Graphic Points | NumberOfGraphicPoints | US | 1 | |
| (0070,0022) | Graphic Data | GraphicData | FL | 2-n | |
| (0070,0023) | Graphic Type | GraphicType | CS | 1 | |
| (0070,0024) | Graphic Filled | GraphicFilled | CS | 1 | |
| (0070,0040) | <i>Image Rotation (Retired)</i> | <i>ImageRotationRetired</i> | <i>IS</i> | <i>1</i> | <i>RET (2007)</i> |

| Tag | Name | Keyword | VR | VM | |
|-------------|--|--|----|----|------------|
| (0070,0041) | Image Horizontal Flip | ImageHorizontalFlip | CS | 1 | |
| (0070,0042) | Image Rotation | ImageRotation | US | 1 | |
| (0070,0050) | <i>Displayed Area Top Left Hand Corner (Trial)</i> | <i>DisplayedAreaTopLeftHandCornerTrial</i> | US | 2 | RET (2007) |
| (0070,0051) | <i>Displayed Area Bottom Right Hand Corner (Trial)</i> | <i>DisplayedAreaBottomRightHandCornerTrial</i> | US | 2 | RET (2007) |
| (0070,0052) | Displayed Area Top Left Hand Corner | DisplayedAreaTopLeftHandCorner | SL | 2 | |
| (0070,0053) | Displayed Area Bottom Right Hand Corner | DisplayedAreaBottomRightHandCorner | SL | 2 | |
| (0070,005A) | Displayed Area Selection Sequence | DisplayedAreaSelectionSequence | SQ | 1 | |
| (0070,0060) | Graphic Layer Sequence | GraphicLayerSequence | SQ | 1 | |
| (0070,0062) | Graphic Layer Order | GraphicLayerOrder | IS | 1 | |
| (0070,0066) | Graphic Layer Recommended Display Grayscale Value | GraphicLayerRecommendedDisplayGrayscaleValue | US | 1 | |
| (0070,0067) | <i>Graphic Layer Recommended Display RGB Value</i> | <i>GraphicLayerRecommendedDisplayRGBValue</i> | US | 3 | RET (2004) |
| (0070,0068) | Graphic Layer Description | GraphicLayerDescription | LO | 1 | |
| (0070,0080) | Content Label | ContentLabel | CS | 1 | |
| (0070,0081) | Content Description | ContentDescription | LO | 1 | |
| (0070,0082) | Presentation Creation Date | PresentationCreationDate | DA | 1 | |
| (0070,0083) | Presentation Creation Time | PresentationCreationTime | TM | 1 | |
| (0070,0084) | Content Creator's Name | ContentCreatorName | PN | 1 | |
| (0070,0086) | Content Creator's Identification Code Sequence | ContentCreatorIdentificationCodeSequence | SQ | 1 | |
| (0070,0087) | Alternate Content Description Sequence | AlternateContentDescriptionSequence | SQ | 1 | |
| (0070,0100) | Presentation Size Mode | PresentationSizeMode | CS | 1 | |
| (0070,0101) | Presentation Pixel Spacing | PresentationPixelSpacing | DS | 2 | |
| (0070,0102) | Presentation Pixel Aspect Ratio | PresentationPixelAspectRatio | IS | 2 | |
| (0070,0103) | Presentation Pixel Magnification Ratio | PresentationPixelMagnificationRatio | FL | 1 | |
| (0070,0207) | Graphic Group Label | GraphicGroupLabel | LO | 1 | |
| (0070,0208) | Graphic Group Description | GraphicGroupDescription | ST | 1 | |
| (0070,0209) | Compound Graphic Sequence | CompoundGraphicSequence | SQ | 1 | |
| (0070,0226) | Compound Graphic Instance ID | CompoundGraphicInstanceID | UL | 1 | |
| (0070,0227) | Font Name | FontName | LO | 1 | |
| (0070,0228) | Font Name Type | FontNameType | CS | 1 | |
| (0070,0229) | CSS Font Name | CSSFontName | LO | 1 | |
| (0070,0230) | Rotation Angle | RotationAngle | FD | 1 | |
| (0070,0231) | Text Style Sequence | TextStyleSequence | SQ | 1 | |
| (0070,0232) | Line Style Sequence | LineStyleSequence | SQ | 1 | |
| (0070,0233) | Fill Style Sequence | FillStyleSequence | SQ | 1 | |
| (0070,0234) | Graphic Group Sequence | GraphicGroupSequence | SQ | 1 | |

| Tag | Name | Keyword | VR | VM | |
|-------------|---|---|----|----|--|
| (0070,0241) | Text Color CIELab Value | TextColorCIELabValue | US | 3 | |
| (0070,0242) | Horizontal Alignment | HorizontalAlignment | CS | 1 | |
| (0070,0243) | Vertical Alignment | VerticalAlignment | CS | 1 | |
| (0070,0244) | Shadow Style | ShadowStyle | CS | 1 | |
| (0070,0245) | Shadow Offset X | ShadowOffsetX | FL | 1 | |
| (0070,0246) | Shadow Offset Y | ShadowOffsetY | FL | 1 | |
| (0070,0247) | Shadow Color CIELab Value | ShadowColorCIELabValue | US | 3 | |
| (0070,0248) | Underlined | Underlined | CS | 1 | |
| (0070,0249) | Bold | Bold | CS | 1 | |
| (0070,0250) | Italic | Italic | CS | 1 | |
| (0070,0251) | Pattern On Color CIELab Value | PatternOnColorCIELabValue | US | 3 | |
| (0070,0252) | Pattern Off Color CIELab Value | PatternOffColorCIELabValue | US | 3 | |
| (0070,0253) | Line Thickness | LineThickness | FL | 1 | |
| (0070,0254) | Line Dashing Style | LineDashingStyle | CS | 1 | |
| (0070,0255) | Line Pattern | LinePattern | UL | 1 | |
| (0070,0256) | Fill Pattern | FillPattern | OB | 1 | |
| (0070,0257) | Fill Mode | FillMode | CS | 1 | |
| (0070,0258) | Shadow Opacity | ShadowOpacity | FL | 1 | |
| (0070,0261) | Gap Length | GapLength | FL | 1 | |
| (0070,0262) | Diameter of Visibility | DiameterOfVisibility | FL | 1 | |
| (0070,0273) | Rotation Point | RotationPoint | FL | 2 | |
| (0070,0274) | Tick Alignment | TickAlignment | CS | 1 | |
| (0070,0278) | Show Tick Label | ShowTickLabel | CS | 1 | |
| (0070,0279) | Tick Label Alignment | TickLabelAlignment | CS | 1 | |
| (0070,0282) | Compound Graphic Units | CompoundGraphicUnits | CS | 1 | |
| (0070,0284) | Pattern On Opacity | PatternOnOpacity | FL | 1 | |
| (0070,0285) | Pattern Off Opacity | PatternOffOpacity | FL | 1 | |
| (0070,0287) | Major Ticks Sequence | MajorTicksSequence | SQ | 1 | |
| (0070,0288) | Tick Position | TickPosition | FL | 1 | |
| (0070,0289) | Tick Label | TickLabel | SH | 1 | |
| (0070,0294) | Compound Graphic Type | CompoundGraphicType | CS | 1 | |
| (0070,0295) | Graphic Group ID | GraphicGroupID | UL | 1 | |
| (0070,0306) | Shape Type | ShapeType | CS | 1 | |
| (0070,0308) | Registration Sequence | RegistrationSequence | SQ | 1 | |
| (0070,0309) | Matrix Registration Sequence | MatrixRegistrationSequence | SQ | 1 | |
| (0070,030A) | Matrix Sequence | MatrixSequence | SQ | 1 | |
| (0070,030B) | Frame of Reference to Displayed Coordinate System Transformation Matrix | FrameOfReferenceToDisplayedCoordinateSystemTransformationMatrix | FD | 16 | |
| (0070,030C) | Frame of Reference Transformation Matrix Type | FrameOfReferenceTransformationMatrixType | CS | 1 | |
| (0070,030D) | Registration Type Code Sequence | RegistrationTypeCodeSequence | SQ | 1 | |

| Tag | Name | Keyword | VR | VM | |
|-------------|--|---|----|-----|-------------|
| (0070,030F) | Fiducial Description | FiducialDescription | ST | 1 | |
| (0070,0310) | Fiducial Identifier | FiducialIdentifier | SH | 1 | |
| (0070,0311) | Fiducial Identifier Code Sequence | FiducialIdentifierCodeSequence | SQ | 1 | |
| (0070,0312) | Contour Uncertainty Radius | ContourUncertaintyRadius | FD | 1 | |
| (0070,0314) | Used Fiducials Sequence | UsedFiducialsSequence | SQ | 1 | |
| (0070,0318) | Graphic Coordinates Data Sequence | GraphicCoordinatesDataSequence | SQ | 1 | |
| (0070,031A) | Fiducial UID | FiducialUID | UI | 1 | |
| (0070,031B) | Referenced Fiducial UID | ReferencedFiducialUID | UI | 1 | |
| (0070,031C) | Fiducial Set Sequence | FiducialSetSequence | SQ | 1 | |
| (0070,031E) | Fiducial Sequence | FiducialSequence | SQ | 1 | |
| (0070,031F) | Fiducials Property Category Code Sequence | FiducialsPropertyCategoryCodeSequence | SQ | 1 | |
| (0070,0401) | Graphic Layer Recommended Display CIELab Value | GraphicLayerRecommendedDisplayCIELabValue | US | 3 | |
| (0070,0402) | Blending Sequence | BlendingSequence | SQ | 1 | |
| (0070,0403) | Relative Opacity | RelativeOpacity | FL | 1 | |
| (0070,0404) | Referenced Spatial Registration Sequence | ReferencedSpatialRegistrationSequence | SQ | 1 | |
| (0070,0405) | Blending Position | BlendingPosition | CS | 1 | |
| (0070,1101) | Presentation Display Collection UID | PresentationDisplayCollectionUID | UI | 1 | |
| (0070,1102) | Presentation Sequence Collection UID | PresentationSequenceCollectionUID | UI | 1 | |
| (0070,1103) | Presentation Sequence Position Index | PresentationSequencePositionIndex | US | 1 | |
| (0070,1104) | Rendered Image Reference Sequence | RenderedImageReferenceSequence | SQ | 1 | |
| (0070,1201) | Volumetric Presentation State Input Sequence | VolumetricPresentationStateInputSequence | SQ | 1 | |
| (0070,1202) | Presentation Input Type | PresentationInputType | CS | 1 | |
| (0070,1203) | Input Sequence Position Index | InputSequencePositionIndex | US | 1 | |
| (0070,1204) | Crop | Crop | CS | 1 | |
| (0070,1205) | Cropping Specification Index | CroppingSpecificationIndex | US | 1-n | |
| (0070,1206) | <i>Compositing Method</i> | <i>CompositingMethod</i> | CS | 1 | RET (2017a) |
| (0070,1207) | Volumetric Presentation Input Number | VolumetricPresentationInputNumber | US | 1 | |
| (0070,1208) | Image Volume Geometry | ImageVolumeGeometry | CS | 1 | |
| (0070,1209) | Volumetric Presentation Input Set UID | VolumetricPresentationInputSetUID | UI | 1 | |
| (0070,120A) | Volumetric Presentation Input Set Sequence | VolumetricPresentationInputSetSequence | SQ | 1 | |
| (0070,120B) | Global Crop | GlobalCrop | CS | 1 | |
| (0070,120C) | Global Cropping Specification Index | GlobalCroppingSpecificationIndex | US | 1-n | |
| (0070,120D) | Rendering Method | RenderingMethod | CS | 1 | |

| Tag | Name | Keyword | VR | VM | |
|-------------|--|--|----|----|--|
| (0070,1301) | Volume Cropping Sequence | VolumeCroppingSequence | SQ | 1 | |
| (0070,1302) | Volume Cropping Method | VolumeCroppingMethod | CS | 1 | |
| (0070,1303) | Bounding Box Crop | BoundingBoxCrop | FD | 6 | |
| (0070,1304) | Oblique Cropping Plane Sequence | ObliqueCroppingPlaneSequence | SQ | 1 | |
| (0070,1305) | Plane | Plane | FD | 4 | |
| (0070,1306) | Plane Normal | PlaneNormal | FD | 3 | |
| (0070,1309) | Cropping Specification Number | CroppingSpecificationNumber | US | 1 | |
| (0070,1501) | Multi-Planar Reconstruction Style | MultiPlanarReconstructionStyle | CS | 1 | |
| (0070,1502) | MPR Thickness Type | MPRThicknessType | CS | 1 | |
| (0070,1503) | MPR Slab Thickness | MPRSlabThickness | FD | 1 | |
| (0070,1505) | MPR Top Left Hand Corner | MPRTopLeftHandCorner | FD | 3 | |
| (0070,1507) | MPR View Width Direction | MPRViewWidthDirection | FD | 3 | |
| (0070,1508) | MPR View Width | MPRViewWidth | FD | 1 | |
| (0070,150C) | Number of Volumetric Curve Points | NumberOfVolumetricCurvePoints | UL | 1 | |
| (0070,150D) | Volumetric Curve Points | VolumetricCurvePoints | OD | 1 | |
| (0070,1511) | MPR View Height Direction | MPRViewHeightDirection | FD | 3 | |
| (0070,1512) | MPR View Height | MPRViewHeight | FD | 1 | |
| (0070,1602) | Render Projection | RenderProjection | CS | 1 | |
| (0070,1603) | Viewpoint Position | ViewpointPosition | FD | 3 | |
| (0070,1604) | Viewpoint LookAt Point | ViewpointLookAtPoint | FD | 3 | |
| (0070,1605) | Viewpoint Up Direction | ViewpointUpDirection | FD | 3 | |
| (0070,1606) | Render Field of View | RenderFieldOfView | FD | 6 | |
| (0070,1607) | Sampling Step Size | SamplingStepSize | FD | 1 | |
| (0070,1701) | Shading Style | ShadingStyle | CS | 1 | |
| (0070,1702) | Ambient Reflection Intensity | AmbientReflectionIntensity | FD | 1 | |
| (0070,1703) | Light Direction | LightDirection | FD | 3 | |
| (0070,1704) | Diffuse Reflection Intensity | DiffuseReflectionIntensity | FD | 1 | |
| (0070,1705) | Specular Reflection Intensity | SpecularReflectionIntensity | FD | 1 | |
| (0070,1706) | Shininess | Shininess | FD | 1 | |
| (0070,1801) | Presentation State Classification Component Sequence | PresentationStateClassificationComponentSequence | SQ | 1 | |
| (0070,1802) | Component Type | ComponentType | CS | 1 | |
| (0070,1803) | Component Input Sequence | ComponentInputSequence | SQ | 1 | |
| (0070,1804) | Volumetric Presentation Input Index | VolumetricPresentationInputIndex | US | 1 | |
| (0070,1805) | Presentation State Compositor Component Sequence | PresentationStateCompositorComponentSequence | SQ | 1 | |
| (0070,1806) | Weighting Transfer Function Sequence | WeightingTransferFunctionSequence | SQ | 1 | |
| (0070,1807) | Weighting Lookup Table Descriptor | WeightingLookupTableDescriptor | US | 3 | |
| (0070,1808) | Weighting Lookup Table Data | WeightingLookupTableData | OB | 1 | |
| (0070,1901) | Volumetric Annotation Sequence | VolumetricAnnotationSequence | SQ | 1 | |
| (0070,1903) | Referenced Structured Context Sequence | ReferencedStructuredContextSequence | SQ | 1 | |

| Tag | Name | Keyword | VR | VM | |
|-------------|--|---|----|----|--|
| (0070,1904) | Referenced Content Item | ReferencedContentItem | UI | 1 | |
| (0070,1905) | Volumetric Presentation Input Annotation Sequence | VolumetricPresentationInputAnnotationSequence | SQ | 1 | |
| (0070,1907) | Annotation Clipping | AnnotationClipping | CS | 1 | |
| (0070,1A01) | Presentation Animation Style | PresentationAnimationStyle | CS | 1 | |
| (0070,1A03) | Recommended Animation Rate | RecommendedAnimationRate | FD | 1 | |
| (0070,1A04) | Animation Curve Sequence | AnimationCurveSequence | SQ | 1 | |
| (0070,1A05) | Animation Step Size | AnimationStepSize | FD | 1 | |
| (0070,1A06) | Swivel Range | SwivelRange | FD | 1 | |
| (0070,1A07) | Volumetric Curve Up Directions | VolumetricCurveUpDirections | OD | 1 | |
| (0070,1A08) | Volume Stream Sequence | VolumeStreamSequence | SQ | 1 | |
| (0070,1A09) | RGBA Transfer Function Description | RGBATransferFunctionDescription | LO | 1 | |
| (0070,1B01) | Advanced Blending Sequence | AdvancedBlendingSequence | SQ | 1 | |
| (0070,1B02) | Blending Input Number | BlendingInputNumber | US | 1 | |
| (0070,1B03) | Blending Display Input Sequence | BlendingDisplayInputSequence | SQ | 1 | |
| (0070,1B04) | Blending Display Sequence | BlendingDisplaySequence | SQ | 1 | |
| (0070,1B06) | Blending Mode | BlendingMode | CS | 1 | |
| (0070,1B07) | Time Series Blending | TimeSeriesBlending | CS | 1 | |
| (0070,1B08) | Geometry for Display | GeometryForDisplay | CS | 1 | |
| (0070,1B11) | Threshold Sequence | ThresholdSequence | SQ | 1 | |
| (0070,1B12) | Threshold Value Sequence | ThresholdValueSequence | SQ | 1 | |
| (0070,1B13) | Threshold Type | ThresholdType | CS | 1 | |
| (0070,1B14) | Threshold Value | ThresholdValue | FD | 1 | |
| (0072,0002) | Hanging Protocol Name | HangingProtocolName | SH | 1 | |
| (0072,0004) | Hanging Protocol Description | HangingProtocolDescription | LO | 1 | |
| (0072,0006) | Hanging Protocol Level | HangingProtocolLevel | CS | 1 | |
| (0072,0008) | Hanging Protocol Creator | HangingProtocolCreator | LO | 1 | |
| (0072,000A) | Hanging Protocol Creation Date Time | HangingProtocolCreationDateTime | DT | 1 | |
| (0072,000C) | Hanging Protocol Definition Sequence | HangingProtocolDefinitionSequence | SQ | 1 | |
| (0072,000E) | Hanging Protocol User Identification Code Sequence | HangingProtocolUserIdentificationCodeSequence | SQ | 1 | |
| (0072,0010) | Hanging Protocol User Group Name | HangingProtocolUserGroupName | LO | 1 | |
| (0072,0012) | Source Hanging Protocol Sequence | SourceHangingProtocolSequence | SQ | 1 | |
| (0072,0014) | Number of Priors Referenced | NumberOfPriorsReferenced | US | 1 | |
| (0072,0020) | Image Sets Sequence | ImageSetsSequence | SQ | 1 | |
| (0072,0022) | Image Set Selector Sequence | ImageSetSelectorSequence | SQ | 1 | |
| (0072,0024) | Image Set Selector Usage Flag | ImageSetSelectorUsageFlag | CS | 1 | |
| (0072,0026) | Selector Attribute | SelectorAttribute | AT | 1 | |
| (0072,0028) | Selector Value Number | SelectorValueNumber | US | 1 | |
| (0072,0030) | Time Based Image Sets Sequence | TimeBasedImageSetsSequence | SQ | 1 | |

| Tag | Name | Keyword | VR | VM | |
|-------------|---|---------------------------------------|----|-----|--|
| (0072,0032) | Image Set Number | ImageSetNumber | US | 1 | |
| (0072,0034) | Image Set Selector Category | ImageSetSelectorCategory | CS | 1 | |
| (0072,0038) | Relative Time | RelativeTime | US | 2 | |
| (0072,003A) | Relative Time Units | RelativeTimeUnits | CS | 1 | |
| (0072,003C) | Abstract Prior Value | AbstractPriorValue | SS | 2 | |
| (0072,003E) | Abstract Prior Code Sequence | AbstractPriorCodeSequence | SQ | 1 | |
| (0072,0040) | Image Set Label | ImageSetLabel | LO | 1 | |
| (0072,0050) | Selector Attribute VR | SelectorAttributeVR | CS | 1 | |
| (0072,0052) | Selector Sequence Pointer | SelectorSequencePointer | AT | 1-n | |
| (0072,0054) | Selector Sequence Pointer Private Creator | SelectorSequencePointerPrivateCreator | LO | 1-n | |
| (0072,0056) | Selector Attribute Private Creator | SelectorAttributePrivateCreator | LO | 1 | |
| (0072,005E) | Selector AE Value | SelectorAEValue | AE | 1-n | |
| (0072,005F) | Selector AS Value | SelectorASValue | AS | 1-n | |
| (0072,0060) | Selector AT Value | SelectorATValue | AT | 1-n | |
| (0072,0061) | Selector DA Value | SelectorDAValue | DA | 1-n | |
| (0072,0062) | Selector CS Value | SelectorCSValue | CS | 1-n | |
| (0072,0063) | Selector DT Value | SelectorDTValue | DT | 1-n | |
| (0072,0064) | Selector IS Value | SelectorISValue | IS | 1-n | |
| (0072,0065) | Selector OB Value | SelectorOBValue | OB | 1 | |
| (0072,0066) | Selector LO Value | SelectorLOValue | LO | 1-n | |
| (0072,0067) | Selector OF Value | SelectorOFValue | OF | 1 | |
| (0072,0068) | Selector LT Value | SelectorLTValue | LT | 1 | |
| (0072,0069) | Selector OW Value | SelectorOWValue | OW | 1 | |
| (0072,006A) | Selector PN Value | SelectorPNValue | PN | 1-n | |
| (0072,006B) | Selector TM Value | SelectorTMValue | TM | 1-n | |
| (0072,006C) | Selector SH Value | SelectorSHValue | SH | 1-n | |
| (0072,006D) | Selector UN Value | SelectorUNValue | UN | 1 | |
| (0072,006E) | Selector ST Value | SelectorSTValue | ST | 1 | |
| (0072,006F) | Selector UC Value | SelectorUCValue | UC | 1-n | |
| (0072,0070) | Selector UT Value | SelectorUTValue | UT | 1 | |
| (0072,0071) | Selector UR Value | SelectorURValue | UR | 1 | |
| (0072,0072) | Selector DS Value | SelectorDSValue | DS | 1-n | |
| (0072,0073) | Selector OD Value | SelectorODValue | OD | 1 | |
| (0072,0074) | Selector FD Value | SelectorFDValue | FD | 1-n | |
| (0072,0075) | Selector OL Value | SelectorOLValue | OL | 1 | |
| (0072,0076) | Selector FL Value | SelectorFLValue | FL | 1-n | |
| (0072,0078) | Selector UL Value | SelectorULValue | UL | 1-n | |
| (0072,007A) | Selector US Value | SelectorUSValue | US | 1-n | |
| (0072,007C) | Selector SL Value | SelectorSLValue | SL | 1-n | |
| (0072,007E) | Selector SS Value | SelectorSSValue | SS | 1-n | |
| (0072,007F) | Selector UI Value | SelectorUIValue | UI | 1-n | |

| Tag | Name | Keyword | VR | VM | |
|-------------|--|--|----|-----|--|
| (0072,0080) | Selector Code Sequence Value | SelectorCodeSequenceValue | SQ | 1 | |
| (0072,0081) | Selector OV Value | SelectorOVValue | OV | 1 | |
| (0072,0082) | Selector SV Value | SelectorSVValue | SV | 1-n | |
| (0072,0083) | Selector UV Value | SelectorUVValue | UV | 1-n | |
| (0072,0100) | Number of Screens | NumberOfScreens | US | 1 | |
| (0072,0102) | Nominal Screen Definition Sequence | NominalScreenDefinitionSequence | SQ | 1 | |
| (0072,0104) | Number of Vertical Pixels | NumberOfVerticalPixels | US | 1 | |
| (0072,0106) | Number of Horizontal Pixels | NumberOfHorizontalPixels | US | 1 | |
| (0072,0108) | Display Environment Spatial Position | DisplayEnvironmentSpatialPosition | FD | 4 | |
| (0072,010A) | Screen Minimum Grayscale Bit Depth | ScreenMinimumGrayscaleBitDepth | US | 1 | |
| (0072,010C) | Screen Minimum Color Bit Depth | ScreenMinimumColorBitDepth | US | 1 | |
| (0072,010E) | Application Maximum Repaint Time | ApplicationMaximumRepaintTime | US | 1 | |
| (0072,0200) | Display Sets Sequence | DisplaySetsSequence | SQ | 1 | |
| (0072,0202) | Display Set Number | DisplaySetNumber | US | 1 | |
| (0072,0203) | Display Set Label | DisplaySetLabel | LO | 1 | |
| (0072,0204) | Display Set Presentation Group | DisplaySetPresentationGroup | US | 1 | |
| (0072,0206) | Display Set Presentation Group Description | DisplaySetPresentationGroupDescription | LO | 1 | |
| (0072,0208) | Partial Data Display Handling | PartialDataDisplayHandling | CS | 1 | |
| (0072,0210) | Synchronized Scrolling Sequence | SynchronizedScrollingSequence | SQ | 1 | |
| (0072,0212) | Display Set Scrolling Group | DisplaySetScrollingGroup | US | 2-n | |
| (0072,0214) | Navigation Indicator Sequence | NavigationIndicatorSequence | SQ | 1 | |
| (0072,0216) | Navigation Display Set | NavigationDisplaySet | US | 1 | |
| (0072,0218) | Reference Display Sets | ReferenceDisplaySets | US | 1-n | |
| (0072,0300) | Image Boxes Sequence | ImageBoxesSequence | SQ | 1 | |
| (0072,0302) | Image Box Number | ImageBoxNumber | US | 1 | |
| (0072,0304) | Image Box Layout Type | ImageBoxLayoutType | CS | 1 | |
| (0072,0306) | Image Box Tile Horizontal Dimension | ImageBoxTileHorizontalDimension | US | 1 | |
| (0072,0308) | Image Box Tile Vertical Dimension | ImageBoxTileVerticalDimension | US | 1 | |
| (0072,0310) | Image Box Scroll Direction | ImageBoxScrollDirection | CS | 1 | |
| (0072,0312) | Image Box Small Scroll Type | ImageBoxSmallScrollType | CS | 1 | |
| (0072,0314) | Image Box Small Scroll Amount | ImageBoxSmallScrollAmount | US | 1 | |
| (0072,0316) | Image Box Large Scroll Type | ImageBoxLargeScrollType | CS | 1 | |
| (0072,0318) | Image Box Large Scroll Amount | ImageBoxLargeScrollAmount | US | 1 | |
| (0072,0320) | Image Box Overlap Priority | ImageBoxOverlapPriority | US | 1 | |
| (0072,0330) | Cine Relative to Real-Time | CineRelativeToRealTime | FD | 1 | |
| (0072,0400) | Filter Operations Sequence | FilterOperationsSequence | SQ | 1 | |
| (0072,0402) | Filter-by Category | FilterByCategory | CS | 1 | |
| (0072,0404) | Filter-by Attribute Presence | FilterByAttributePresence | CS | 1 | |

| Tag | Name | Keyword | VR | VM | |
|-------------|--|---|----|-----|--|
| (0072,0406) | Filter-by Operator | FilterByOperator | CS | 1 | |
| (0072,0420) | Structured Display Background CIELab Value | StructuredDisplayBackgroundCIELabValue | US | 3 | |
| (0072,0421) | Empty Image Box CIELab Value | EmptyImageBoxCIELabValue | US | 3 | |
| (0072,0422) | Structured Display Image Box Sequence | StructuredDisplayImageBoxSequence | SQ | 1 | |
| (0072,0424) | Structured Display Text Box Sequence | StructuredDisplayTextBoxSequence | SQ | 1 | |
| (0072,0427) | Referenced First Frame Sequence | ReferencedFirstFrameSequence | SQ | 1 | |
| (0072,0430) | Image Box Synchronization Sequence | ImageBoxSynchronizationSequence | SQ | 1 | |
| (0072,0432) | Synchronized Image Box List | SynchronizedImageBoxList | US | 2-n | |
| (0072,0434) | Type of Synchronization | TypeOfSynchronization | CS | 1 | |
| (0072,0500) | Blending Operation Type | BlendingOperationType | CS | 1 | |
| (0072,0510) | Reformatting Operation Type | ReformattingOperationType | CS | 1 | |
| (0072,0512) | Reformatting Thickness | ReformattingThickness | FD | 1 | |
| (0072,0514) | Reformatting Interval | ReformattingInterval | FD | 1 | |
| (0072,0516) | Reformatting Operation Initial View Direction | ReformattingOperationInitialViewDirection | CS | 1 | |
| (0072,0520) | 3D Rendering Type | ThreeDRenderingType | CS | 1-n | |
| (0072,0600) | Sorting Operations Sequence | SortingOperationsSequence | SQ | 1 | |
| (0072,0602) | Sort-by Category | SortByCategory | CS | 1 | |
| (0072,0604) | Sorting Direction | SortingDirection | CS | 1 | |
| (0072,0700) | Display Set Patient Orientation | DisplaySetPatientOrientation | CS | 2 | |
| (0072,0702) | VOI Type | VOIType | CS | 1 | |
| (0072,0704) | Pseudo-Color Type | PseudoColorType | CS | 1 | |
| (0072,0705) | Pseudo-Color Palette Instance Reference Sequence | PseudoColorPaletteInstanceReferenceSequence | SQ | 1 | |
| (0072,0706) | Show Grayscale Inverted | ShowGrayscaleInverted | CS | 1 | |
| (0072,0710) | Show Image True Size Flag | ShowImageTrueSizeFlag | CS | 1 | |
| (0072,0712) | Show Graphic Annotation Flag | ShowGraphicAnnotationFlag | CS | 1 | |
| (0072,0714) | Show Patient Demographics Flag | ShowPatientDemographicsFlag | CS | 1 | |
| (0072,0716) | Show Acquisition Techniques Flag | ShowAcquisitionTechniquesFlag | CS | 1 | |
| (0072,0717) | Display Set Horizontal Justification | DisplaySetHorizontalJustification | CS | 1 | |
| (0072,0718) | Display Set Vertical Justification | DisplaySetVerticalJustification | CS | 1 | |
| (0074,0120) | Continuation Start Meterset | ContinuationStartMeterset | FD | 1 | |
| (0074,0121) | Continuation End Meterset | ContinuationEndMeterset | FD | 1 | |
| (0074,1000) | Procedure Step State | ProcedureStepState | CS | 1 | |
| (0074,1002) | Procedure Step Progress Information Sequence | ProcedureStepProgressInformationSequence | SQ | 1 | |
| (0074,1004) | Procedure Step Progress | ProcedureStepProgress | DS | 1 | |
| (0074,1006) | Procedure Step Progress Description | ProcedureStepProgressDescription | ST | 1 | |

| Tag | Name | Keyword | VR | VM | |
|-------------|---|--|-----------|----------|-------------------|
| (0074,1007) | Procedure Step Progress Parameters Sequence | ProcedureStepProgressParametersSequence | SQ | 1 | |
| (0074,1008) | Procedure Step Communications URI Sequence | ProcedureStepCommunicationsURISequence | SQ | 1 | |
| (0074,100A) | Contact URI | ContactURI | UR | 1 | |
| (0074,100C) | Contact Display Name | ContactDisplayName | LO | 1 | |
| (0074,100E) | Procedure Step Discontinuation Reason Code Sequence | ProcedureStepDiscontinuationReasonCodeSequence | SQ | 1 | |
| (0074,1020) | Beam Task Sequence | BeamTaskSequence | SQ | 1 | |
| (0074,1022) | Beam Task Type | BeamTaskType | CS | 1 | |
| (0074,1024) | <i>Beam Order Index (Trial)</i> | <i>BeamOrderIndexTrial</i> | <i>IS</i> | <i>1</i> | <i>RET (2009)</i> |
| (0074,1025) | Autosequence Flag | AutosequenceFlag | CS | 1 | |
| (0074,1026) | Table Top Vertical Adjusted Position | TableTopVerticalAdjustedPosition | FD | 1 | |
| (0074,1027) | Table Top Longitudinal Adjusted Position | TableTopLongitudinalAdjustedPosition | FD | 1 | |
| (0074,1028) | Table Top Lateral Adjusted Position | TableTopLateralAdjustedPosition | FD | 1 | |
| (0074,102A) | Patient Support Adjusted Angle | PatientSupportAdjustedAngle | FD | 1 | |
| (0074,102B) | Table Top Eccentric Adjusted Angle | TableTopEccentricAdjustedAngle | FD | 1 | |
| (0074,102C) | Table Top Pitch Adjusted Angle | TableTopPitchAdjustedAngle | FD | 1 | |
| (0074,102D) | Table Top Roll Adjusted Angle | TableTopRollAdjustedAngle | FD | 1 | |
| (0074,1030) | Delivery Verification Image Sequence | DeliveryVerificationImageSequence | SQ | 1 | |
| (0074,1032) | Verification Image Timing | VerificationImageTiming | CS | 1 | |
| (0074,1034) | Double Exposure Flag | DoubleExposureFlag | CS | 1 | |
| (0074,1036) | Double Exposure Ordering | DoubleExposureOrdering | CS | 1 | |
| (0074,1038) | <i>Double Exposure Meterset (Trial)</i> | <i>DoubleExposureMetersetTrial</i> | <i>DS</i> | <i>1</i> | <i>RET (2009)</i> |
| (0074,103A) | <i>Double Exposure Field Delta (Trial)</i> | <i>DoubleExposureFieldDeltaTrial</i> | <i>DS</i> | <i>4</i> | <i>RET (2009)</i> |
| (0074,1040) | Related Reference RT Image Sequence | RelatedReferenceRTImageSequence | SQ | 1 | |
| (0074,1042) | General Machine Verification Sequence | GeneralMachineVerificationSequence | SQ | 1 | |
| (0074,1044) | Conventional Machine Verification Sequence | ConventionalMachineVerificationSequence | SQ | 1 | |
| (0074,1046) | Ion Machine Verification Sequence | IonMachineVerificationSequence | SQ | 1 | |
| (0074,1048) | Failed Attributes Sequence | FailedAttributesSequence | SQ | 1 | |
| (0074,104A) | Overridden Attributes Sequence | OverriddenAttributesSequence | SQ | 1 | |
| (0074,104C) | Conventional Control Point Verification Sequence | ConventionalControlPointVerificationSequence | SQ | 1 | |
| (0074,104E) | Ion Control Point Verification Sequence | IonControlPointVerificationSequence | SQ | 1 | |
| (0074,1050) | Attribute Occurrence Sequence | AttributeOccurrenceSequence | SQ | 1 | |

| Tag | Name | Keyword | VR | VM | |
|-------------|---|--|----|-----|------------|
| (0074,1052) | Attribute Occurrence Pointer | AttributeOccurrencePointer | AT | 1 | |
| (0074,1054) | Attribute Item Selector | AttributeItemSelector | UL | 1 | |
| (0074,1056) | Attribute Occurrence Private Creator | AttributeOccurrencePrivateCreator | LO | 1 | |
| (0074,1057) | Selector Sequence Pointer Items | SelectorSequencePointerItems | IS | 1-n | |
| (0074,1200) | Scheduled Procedure Step Priority | ScheduledProcedureStepPriority | CS | 1 | |
| (0074,1202) | Worklist Label | WorklistLabel | LO | 1 | |
| (0074,1204) | Procedure Step Label | ProcedureStepLabel | LO | 1 | |
| (0074,1210) | Scheduled Processing Parameters Sequence | ScheduledProcessingParametersSequence | SQ | 1 | |
| (0074,1212) | Performed Processing Parameters Sequence | PerformedProcessingParametersSequence | SQ | 1 | |
| (0074,1216) | Unified Procedure Step Performed Procedure Sequence | UnifiedProcedureStepPerformedProcedureSequence | SQ | 1 | |
| (0074,1220) | <i>Related Procedure Step Sequence</i> | <i>RelatedProcedureStepSequence</i> | SQ | 1 | RET (2009) |
| (0074,1222) | <i>Procedure Step Relationship Type</i> | <i>ProcedureStepRelationshipType</i> | LO | 1 | RET (2009) |
| (0074,1224) | Replaced Procedure Step Sequence | ReplacedProcedureStepSequence | SQ | 1 | |
| (0074,1230) | Deletion Lock | DeletionLock | LO | 1 | |
| (0074,1234) | Receiving AE | ReceivingAE | AE | 1 | |
| (0074,1236) | Requesting AE | RequestingAE | AE | 1 | |
| (0074,1238) | Reason for Cancellation | ReasonForCancellation | LT | 1 | |
| (0074,1242) | SCP Status | SCPStatus | CS | 1 | |
| (0074,1244) | Subscription List Status | SubscriptionListStatus | CS | 1 | |
| (0074,1246) | Unified Procedure Step List Status | UnifiedProcedureStepListStatus | CS | 1 | |
| (0074,1324) | Beam Order Index | BeamOrderIndex | UL | 1 | |
| (0074,1338) | Double Exposure Meterset | DoubleExposureMeterset | FD | 1 | |
| (0074,133A) | Double Exposure Field Delta | DoubleExposureFieldDelta | FD | 4 | |
| (0074,1401) | Brachy Task Sequence | BrachyTaskSequence | SQ | 1 | |
| (0074,1402) | Continuation Start Total Reference Air Kerma | ContinuationStartTotalReferenceAirKerma | DS | 1 | |
| (0074,1403) | Continuation End Total Reference Air Kerma | ContinuationEndTotalReferenceAirKerma | DS | 1 | |
| (0074,1404) | Continuation Pulse Number | ContinuationPulseNumber | IS | 1 | |
| (0074,1405) | Channel Delivery Order Sequence | ChannelDeliveryOrderSequence | SQ | 1 | |
| (0074,1406) | Referenced Channel Number | ReferencedChannelNumber | IS | 1 | |
| (0074,1407) | Start Cumulative Time Weight | StartCumulativeTimeWeight | DS | 1 | |
| (0074,1408) | End Cumulative Time Weight | EndCumulativeTimeWeight | DS | 1 | |
| (0074,1409) | Omitted Channel Sequence | OmittedChannelSequence | SQ | 1 | |
| (0074,140A) | Reason for Channel Omission | ReasonForChannelOmission | CS | 1 | |
| (0074,140B) | Reason for Channel Omission Description | ReasonForChannelOmissionDescription | LO | 1 | |

| Tag | Name | Keyword | VR | VM | |
|-------------|---|--|----|----|--|
| (0074,140C) | Channel Delivery Order Index | ChannelDeliveryOrderIndex | IS | 1 | |
| (0074,140D) | Channel Delivery Continuation Sequence | ChannelDeliveryContinuationSequence | SQ | 1 | |
| (0074,140E) | Omitted Application Setup Sequence | OmittedApplicationSetupSequence | SQ | 1 | |
| (0076,0001) | Implant Assembly Template Name | ImplantAssemblyTemplateName | LO | 1 | |
| (0076,0003) | Implant Assembly Template Issuer | ImplantAssemblyTemplateIssuer | LO | 1 | |
| (0076,0006) | Implant Assembly Template Version | ImplantAssemblyTemplateVersion | LO | 1 | |
| (0076,0008) | Replaced Implant Assembly Template Sequence | ReplacedImplantAssemblyTemplateSequence | SQ | 1 | |
| (0076,000A) | Implant Assembly Template Type | ImplantAssemblyTemplateType | CS | 1 | |
| (0076,000C) | Original Implant Assembly Template Sequence | OriginalImplantAssemblyTemplateSequence | SQ | 1 | |
| (0076,000E) | Derivation Implant Assembly Template Sequence | DerivationImplantAssemblyTemplateSequence | SQ | 1 | |
| (0076,0010) | Implant Assembly Template Target Anatomy Sequence | ImplantAssemblyTemplateTargetAnatomySequence | SQ | 1 | |
| (0076,0020) | Procedure Type Code Sequence | ProcedureTypeCodeSequence | SQ | 1 | |
| (0076,0030) | Surgical Technique | SurgicalTechnique | LO | 1 | |
| (0076,0032) | Component Types Sequence | ComponentTypesSequence | SQ | 1 | |
| (0076,0034) | Component Type Code Sequence | ComponentTypeCodeSequence | SQ | 1 | |
| (0076,0036) | Exclusive Component Type | ExclusiveComponentType | CS | 1 | |
| (0076,0038) | Mandatory Component Type | MandatoryComponentType | CS | 1 | |
| (0076,0040) | Component Sequence | ComponentSequence | SQ | 1 | |
| (0076,0055) | Component ID | ComponentID | US | 1 | |
| (0076,0060) | Component Assembly Sequence | ComponentAssemblySequence | SQ | 1 | |
| (0076,0070) | Component 1 Referenced ID | Component1ReferencedID | US | 1 | |
| (0076,0080) | Component 1 Referenced Mating Feature Set ID | Component1ReferencedMatingFeatureSetID | US | 1 | |
| (0076,0090) | Component 1 Referenced Mating Feature ID | Component1ReferencedMatingFeatureID | US | 1 | |
| (0076,00A0) | Component 2 Referenced ID | Component2ReferencedID | US | 1 | |
| (0076,00B0) | Component 2 Referenced Mating Feature Set ID | Component2ReferencedMatingFeatureSetID | US | 1 | |
| (0076,00C0) | Component 2 Referenced Mating Feature ID | Component2ReferencedMatingFeatureID | US | 1 | |
| (0078,0001) | Implant Template Group Name | ImplantTemplateGroupName | LO | 1 | |
| (0078,0010) | Implant Template Group Description | ImplantTemplateGroupDescription | ST | 1 | |
| (0078,0020) | Implant Template Group Issuer | ImplantTemplateGroupIssuer | LO | 1 | |
| (0078,0024) | Implant Template Group Version | ImplantTemplateGroupVersion | LO | 1 | |
| (0078,0026) | Replaced Implant Template Group Sequence | ReplacedImplantTemplateGroupSequence | SQ | 1 | |
| (0078,0028) | Implant Template Group Target Anatomy Sequence | ImplantTemplateGroupTargetAnatomySequence | SQ | 1 | |

| Tag | Name | Keyword | VR | VM | |
|-------------|--|---|----|------|--|
| (0078,002A) | Implant Template Group Members Sequence | ImplantTemplateGroupMembersSequence | SQ | 1 | |
| (0078,002E) | Implant Template Group Member ID | ImplantTemplateGroupMemberID | US | 1 | |
| (0078,0050) | 3D Implant Template Group Member Matching Point | ThreeDImplantTemplateGroupMemberMatchingPoint | FD | 3 | |
| (0078,0060) | 3D Implant Template Group Member Matching Axes | ThreeDImplantTemplateGroupMemberMatchingAxes | FD | 9 | |
| (0078,0070) | Implant Template Group Member Matching 2D Coordinates Sequence | ImplantTemplateGroupMemberMatching2DCoordinatesSequence | SQ | 1 | |
| (0078,0090) | 2D Implant Template Group Member Matching Point | TwoDImplantTemplateGroupMemberMatchingPoint | FD | 2 | |
| (0078,00A0) | 2D Implant Template Group Member Matching Axes | TwoDImplantTemplateGroupMemberMatchingAxes | FD | 4 | |
| (0078,00B0) | Implant Template Group Variation Dimension Sequence | ImplantTemplateGroupVariationDimensionSequence | SQ | 1 | |
| (0078,00B2) | Implant Template Group Variation Dimension Name | ImplantTemplateGroupVariationDimensionName | LO | 1 | |
| (0078,00B4) | Implant Template Group Variation Dimension Rank Sequence | ImplantTemplateGroupVariationDimensionRankSequence | SQ | 1 | |
| (0078,00B6) | Referenced Implant Template Group Member ID | ReferencedImplantTemplateGroupMemberID | US | 1 | |
| (0078,00B8) | Implant Template Group Variation Dimension Rank | ImplantTemplateGroupVariationDimensionRank | US | 1 | |
| (0080,0001) | Surface Scan Acquisition Type Code Sequence | SurfaceScanAcquisitionTypeCodeSequence | SQ | 1 | |
| (0080,0002) | Surface Scan Mode Code Sequence | SurfaceScanModeCodeSequence | SQ | 1 | |
| (0080,0003) | Registration Method Code Sequence | RegistrationMethodCodeSequence | SQ | 1 | |
| (0080,0004) | Shot Duration Time | ShotDurationTime | FD | 1 | |
| (0080,0005) | Shot Offset Time | ShotOffsetTime | FD | 1 | |
| (0080,0006) | Surface Point Presentation Value Data | SurfacePointPresentationValueData | US | 1-n | |
| (0080,0007) | Surface Point Color CIELab Value Data | SurfacePointColorCIELabValueData | US | 3-3n | |
| (0080,0008) | UV Mapping Sequence | UVMappingSequence | SQ | 1 | |
| (0080,0009) | Texture Label | TextureLabel | SH | 1 | |
| (0080,0010) | U Value Data | UValueData | OF | 1 | |
| (0080,0011) | V Value Data | VValueData | OF | 1 | |
| (0080,0012) | Referenced Texture Sequence | ReferencedTextureSequence | SQ | 1 | |
| (0080,0013) | Referenced Surface Data Sequence | ReferencedSurfaceDataSequence | SQ | 1 | |
| (0082,0001) | Assessment Summary | AssessmentSummary | CS | 1 | |
| (0082,0003) | Assessment Summary Description | AssessmentSummaryDescription | UT | 1 | |
| (0082,0004) | Assessed SOP Instance Sequence | AssessedSOPInstanceSequence | SQ | 1 | |
| (0082,0005) | Referenced Comparison SOP Instance Sequence | ReferencedComparisonSOPInstanceSequence | SQ | 1 | |

| Tag | Name | Keyword | VR | VM | |
|-------------|--|---|----|------|------------|
| (0082,0006) | Number of Assessment Observations | NumberOfAssessmentObservations | UL | 1 | |
| (0082,0007) | Assessment Observations Sequence | AssessmentObservationsSequence | SQ | 1 | |
| (0082,0008) | Observation Significance | ObservationSignificance | CS | 1 | |
| (0082,000A) | Observation Description | ObservationDescription | UT | 1 | |
| (0082,000C) | Structured Constraint Observation Sequence | StructuredConstraintObservationSequence | SQ | 1 | |
| (0082,0010) | Assessed Attribute Value Sequence | AssessedAttributeValueSequence | SQ | 1 | |
| (0082,0016) | Assessment Set ID | AssessmentSetID | LO | 1 | |
| (0082,0017) | Assessment Requester Sequence | AssessmentRequesterSequence | SQ | 1 | |
| (0082,0018) | Selector Attribute Name | SelectorAttributeName | LO | 1 | |
| (0082,0019) | Selector Attribute Keyword | SelectorAttributeKeyword | LO | 1 | |
| (0082,0021) | Assessment Type Code Sequence | AssessmentTypeCodeSequence | SQ | 1 | |
| (0082,0022) | Observation Basis Code Sequence | ObservationBasisCodeSequence | SQ | 1 | |
| (0082,0023) | Assessment Label | AssessmentLabel | LO | 1 | |
| (0082,0032) | Constraint Type | ConstraintType | CS | 1 | |
| (0082,0033) | Specification Selection Guidance | SpecificationSelectionGuidance | UT | 1 | |
| (0082,0034) | Constraint Value Sequence | ConstraintValueSequence | SQ | 1 | |
| (0082,0035) | Recommended Default Value Sequence | RecommendedDefaultValueSequence | SQ | 1 | |
| (0082,0036) | Constraint Violation Significance | ConstraintViolationSignificance | CS | 1 | |
| (0082,0037) | Constraint Violation Condition | ConstraintViolationCondition | UT | 1 | |
| (0082,0038) | Modifiable Constraint Flag | ModifiableConstraintFlag | CS | 1 | |
| (0088,0130) | Storage Media File-set ID | StorageMediaFileSetID | SH | 1 | |
| (0088,0140) | Storage Media File-set UID | StorageMediaFileSetUID | UI | 1 | |
| (0088,0200) | Icon Image Sequence | IconImageSequence | SQ | 1 | |
| (0088,0904) | <i>Topic Title</i> | <i>TopicTitle</i> | LO | 1 | RET (2007) |
| (0088,0906) | <i>Topic Subject</i> | <i>TopicSubject</i> | ST | 1 | RET (2007) |
| (0088,0910) | <i>Topic Author</i> | <i>TopicAuthor</i> | LO | 1 | RET (2007) |
| (0088,0912) | <i>Topic Keywords</i> | <i>TopicKeywords</i> | LO | 1-32 | RET (2007) |
| (0100,0410) | SOP Instance Status | SOPInstanceStatus | CS | 1 | |
| (0100,0420) | SOP Authorization DateTime | SOPAuthorizationDateTime | DT | 1 | |
| (0100,0424) | SOP Authorization Comment | SOPAuthorizationComment | LT | 1 | |
| (0100,0426) | Authorization Equipment Certification Number | AuthorizationEquipmentCertificationNumber | LO | 1 | |
| (0400,0005) | MAC ID Number | MACIDNumber | US | 1 | |
| (0400,0010) | MAC Calculation Transfer Syntax UID | MACCalculationTransferSyntaxUID | UI | 1 | |
| (0400,0015) | MAC Algorithm | MACAlgorithm | CS | 1 | |

| Tag | Name | Keyword | VR | VM | |
|-------------|--|--|----|-----|----------------|
| (0400,0020) | Data Elements Signed | DataElementsSigned | AT | 1-n | |
| (0400,0100) | Digital Signature UID | DigitalSignatureUID | UI | 1 | |
| (0400,0105) | Digital Signature DateTime | DigitalSignatureDateTime | DT | 1 | |
| (0400,0110) | Certificate Type | CertificateType | CS | 1 | |
| (0400,0115) | Certificate of Signer | CertificateOfSigner | OB | 1 | |
| (0400,0120) | Signature | Signature | OB | 1 | |
| (0400,0305) | Certified Timestamp Type | CertifiedTimestampType | CS | 1 | |
| (0400,0310) | Certified Timestamp | CertifiedTimestamp | OB | 1 | |
| (0400,0315) | | | FL | 1 | RET (2015c) |
| (0400,0401) | Digital Signature Purpose Code Sequence | DigitalSignaturePurposeCode Sequence | SQ | 1 | |
| (0400,0402) | Referenced Digital Signature Sequence | ReferencedDigitalSignature Sequence | SQ | 1 | |
| (0400,0403) | Referenced SOP Instance MAC Sequence | ReferencedSOPInstanceMAC Sequence | SQ | 1 | |
| (0400,0404) | MAC | MAC | OB | 1 | |
| (0400,0500) | Encrypted Attributes Sequence | EncryptedAttributesSequence | SQ | 1 | |
| (0400,0510) | Encrypted Content Transfer Syntax UID | EncryptedContentTransferSyntax UID | UI | 1 | |
| (0400,0520) | Encrypted Content | EncryptedContent | OB | 1 | |
| (0400,0550) | Modified Attributes Sequence | ModifiedAttributesSequence | SQ | 1 | |
| (0400,0551) | Nonconforming Modified Attributes Sequence | NonconformingModifiedAttributes Sequence | SQ | 1 | |
| (0400,0552) | Nonconforming Data Element Value | NonconformingDataElementValue | OB | 1 | |
| (0400,0561) | Original Attributes Sequence | OriginalAttributesSequence | SQ | 1 | |
| (0400,0562) | Attribute Modification DateTime | AttributeModificationDateTime | DT | 1 | |
| (0400,0563) | Modifying System | ModifyingSystem | LO | 1 | |
| (0400,0564) | Source of Previous Values | SourceOfPreviousValues | LO | 1 | |
| (0400,0565) | Reason for the Attribute Modification | ReasonForTheAttribute Modification | CS | 1 | |
| (0400,0600) | Instance Origin Status | InstanceOriginStatus | CS | 1 | |
| (1000,xxx0) | Escape Triplet | EscapeTriplet | US | 3 | RET (2007) |
| (1000,xxx1) | Run Length Triplet | RunLengthTriplet | US | 3 | RET (2007) |
| (1000,xxx2) | Huffman Table Size | HuffmanTableSize | US | 1 | RET (2007) |
| (1000,xxx3) | Huffman Table Triplet | HuffmanTableTriplet | US | 3 | RET (2007) |
| (1000,xxx4) | Shift Table Size | ShiftTableSize | US | 1 | RET (2007) |
| (1000,xxx5) | Shift Table Triplet | ShiftTableTriplet | US | 3 | RET (2007) |

| Tag | Name | Keyword | VR | VM | |
|-------------|--|---------------------------------------|----|-----|---------------|
| (1010,xxxx) | <i>Zonal Map</i> | <i>ZonalMap</i> | US | 1-n | RET (2007) |
| (2000,0010) | Number of Copies | NumberOfCopies | IS | 1 | |
| (2000,001E) | Printer Configuration Sequence | PrinterConfigurationSequence | SQ | 1 | |
| (2000,0020) | Print Priority | PrintPriority | CS | 1 | |
| (2000,0030) | Medium Type | MediumType | CS | 1 | |
| (2000,0040) | Film Destination | FilmDestination | CS | 1 | |
| (2000,0050) | Film Session Label | FilmSessionLabel | LO | 1 | |
| (2000,0060) | Memory Allocation | MemoryAllocation | IS | 1 | |
| (2000,0061) | Maximum Memory Allocation | MaximumMemoryAllocation | IS | 1 | |
| (2000,0062) | <i>Color Image Printing Flag</i> | <i>ColorImagePrintingFlag</i> | CS | 1 | RET (2004) |
| (2000,0063) | <i>Collation Flag</i> | <i>CollationFlag</i> | CS | 1 | RET (2004) |
| (2000,0065) | <i>Annotation Flag</i> | <i>AnnotationFlag</i> | CS | 1 | RET (2004) |
| (2000,0067) | <i>Image Overlay Flag</i> | <i>ImageOverlayFlag</i> | CS | 1 | RET (2004) |
| (2000,0069) | <i>Presentation LUT Flag</i> | <i>PresentationLUTFlag</i> | CS | 1 | RET (2004) |
| (2000,006A) | <i>Image Box Presentation LUT Flag</i> | <i>ImageBoxPresentationLUTFlag</i> | CS | 1 | RET (2004) |
| (2000,00A0) | Memory Bit Depth | MemoryBitDepth | US | 1 | |
| (2000,00A1) | Printing Bit Depth | PrintingBitDepth | US | 1 | |
| (2000,00A2) | Media Installed Sequence | MediaInstalledSequence | SQ | 1 | |
| (2000,00A4) | Other Media Available Sequence | OtherMediaAvailableSequence | SQ | 1 | |
| (2000,00A8) | Supported Image Display Formats Sequence | SupportedImageDisplayFormats Sequence | SQ | 1 | |
| (2000,0500) | Referenced Film Box Sequence | ReferencedFilmBoxSequence | SQ | 1 | |
| (2000,0510) | <i>Referenced Stored Print Sequence</i> | <i>ReferencedStoredPrintSequence</i> | SQ | 1 | RET (2007) |
| (2010,0010) | Image Display Format | ImageDisplayFormat | ST | 1 | |
| (2010,0030) | Annotation Display Format ID | AnnotationDisplayFormatID | CS | 1 | |
| (2010,0040) | Film Orientation | FilmOrientation | CS | 1 | |
| (2010,0050) | Film Size ID | FilmSizeID | CS | 1 | |
| (2010,0052) | Printer Resolution ID | PrinterResolutionID | CS | 1 | |
| (2010,0054) | Default Printer Resolution ID | DefaultPrinterResolutionID | CS | 1 | |
| (2010,0060) | Magnification Type | MagnificationType | CS | 1 | |
| (2010,0080) | Smoothing Type | SmoothingType | CS | 1 | |
| (2010,00A6) | Default Magnification Type | DefaultMagnificationType | CS | 1 | |
| (2010,00A7) | Other Magnification Types Available | OtherMagnificationTypesAvailable | CS | 1-n | |
| (2010,00A8) | Default Smoothing Type | DefaultSmoothingType | CS | 1 | |
| (2010,00A9) | Other Smoothing Types Available | OtherSmoothingTypesAvailable | CS | 1-n | |
| (2010,0100) | Border Density | BorderDensity | CS | 1 | |

| Tag | Name | Keyword | VR | VM | |
|-------------|--|--------------------------------------|----|------|------------|
| (2010,0110) | Empty Image Density | EmptyImageDensity | CS | 1 | |
| (2010,0120) | Min Density | MinDensity | US | 1 | |
| (2010,0130) | Max Density | MaxDensity | US | 1 | |
| (2010,0140) | Trim | Trim | CS | 1 | |
| (2010,0150) | Configuration Information | ConfigurationInformation | ST | 1 | |
| (2010,0152) | Configuration Information Description | ConfigurationInformationDescription | LT | 1 | |
| (2010,0154) | Maximum Collated Films | MaximumCollatedFilms | IS | 1 | |
| (2010,015E) | Illumination | Illumination | US | 1 | |
| (2010,0160) | Reflected Ambient Light | ReflectedAmbientLight | US | 1 | |
| (2010,0376) | Printer Pixel Spacing | PrinterPixelSpacing | DS | 2 | |
| (2010,0500) | Referenced Film Session Sequence | ReferencedFilmSessionSequence | SQ | 1 | |
| (2010,0510) | Referenced Image Box Sequence | ReferencedImageBoxSequence | SQ | 1 | |
| (2010,0520) | Referenced Basic Annotation Box Sequence | ReferencedBasicAnnotationBoxSequence | SQ | 1 | |
| (2020,0010) | Image Box Position | ImageBoxPosition | US | 1 | |
| (2020,0020) | Polarity | Polarity | CS | 1 | |
| (2020,0030) | Requested Image Size | RequestedImageSize | DS | 1 | |
| (2020,0040) | Requested Decimate/Crop Behavior | RequestedDecimateCropBehavior | CS | 1 | |
| (2020,0050) | Requested Resolution ID | RequestedResolutionID | CS | 1 | |
| (2020,00A0) | Requested Image Size Flag | RequestedImageSizeFlag | CS | 1 | |
| (2020,00A2) | Decimate/Crop Result | DecimateCropResult | CS | 1 | |
| (2020,0110) | Basic Grayscale Image Sequence | BasicGrayscaleImageSequence | SQ | 1 | |
| (2020,0111) | Basic Color Image Sequence | BasicColorImageSequence | SQ | 1 | |
| (2020,0130) | Referenced Image Overlay Box Sequence | ReferencedImageOverlayBoxSequence | SQ | 1 | RET (1998) |
| (2020,0140) | Referenced VOI LUT Box Sequence | ReferencedVOILUTBoxSequence | SQ | 1 | RET (1998) |
| (2030,0010) | Annotation Position | AnnotationPosition | US | 1 | |
| (2030,0020) | Text String | TextString | LO | 1 | |
| (2040,0010) | Referenced Overlay Plane Sequence | ReferencedOverlayPlaneSequence | SQ | 1 | RET (2004) |
| (2040,0011) | Referenced Overlay Plane Groups | ReferencedOverlayPlaneGroups | US | 1-99 | RET (2004) |
| (2040,0020) | Overlay Pixel Data Sequence | OverlayPixelDataSequence | SQ | 1 | RET (2004) |
| (2040,0060) | Overlay Magnification Type | OverlayMagnificationType | CS | 1 | RET (2004) |
| (2040,0070) | Overlay Smoothing Type | OverlaySmoothingType | CS | 1 | RET (2004) |
| (2040,0072) | Overlay or Image Magnification | OverlayOrImageMagnification | CS | 1 | RET (2004) |
| (2040,0074) | Magnify to Number of Columns | MagnifyToNumberOfColumns | US | 1 | RET (2004) |

| Tag | Name | Keyword | VR | VM | |
|-------------|---|--|----|----|------------|
| (2040,0080) | Overlay Foreground Density | OverlayForegroundDensity | CS | 1 | RET (2004) |
| (2040,0082) | Overlay Background Density | OverlayBackgroundDensity | CS | 1 | RET (2004) |
| (2040,0090) | Overlay Mode | OverlayMode | CS | 1 | RET (1998) |
| (2040,0100) | Threshold Density | ThresholdDensity | CS | 1 | RET (1998) |
| (2040,0500) | Referenced Image Box Sequence (Retired) | ReferencedImageBoxSequence Retired | SQ | 1 | RET (1993) |
| (2050,0010) | Presentation LUT Sequence | PresentationLUTSequence | SQ | 1 | |
| (2050,0020) | Presentation LUT Shape | PresentationLUTShape | CS | 1 | |
| (2050,0500) | Referenced Presentation LUT Sequence | ReferencedPresentationLUT Sequence | SQ | 1 | |
| (2100,0010) | Print Job ID | PrintJobID | SH | 1 | RET (2007) |
| (2100,0020) | Execution Status | ExecutionStatus | CS | 1 | |
| (2100,0030) | Execution Status Info | ExecutionStatusInfo | CS | 1 | |
| (2100,0040) | Creation Date | CreationDate | DA | 1 | |
| (2100,0050) | Creation Time | CreationTime | TM | 1 | |
| (2100,0070) | Originator | Originator | AE | 1 | |
| (2100,0140) | Destination AE | DestinationAE | AE | 1 | |
| (2100,0160) | Owner ID | OwnerID | SH | 1 | |
| (2100,0170) | Number of Films | NumberOfFilms | IS | 1 | |
| (2100,0500) | Referenced Print Job Sequence (Pull Stored Print) | ReferencedPrintJobSequencePull StoredPrint | SQ | 1 | RET (2004) |
| (2110,0010) | Printer Status | PrinterStatus | CS | 1 | |
| (2110,0020) | Printer Status Info | PrinterStatusInfo | CS | 1 | |
| (2110,0030) | Printer Name | PrinterName | LO | 1 | |
| (2110,0099) | Print Queue ID | PrintQueueID | SH | 1 | RET (2004) |
| (2120,0010) | Queue Status | QueueStatus | CS | 1 | RET (2004) |
| (2120,0050) | Print Job Description Sequence | PrintJobDescriptionSequence | SQ | 1 | RET (2004) |
| (2120,0070) | Referenced Print Job Sequence | ReferencedPrintJobSequence | SQ | 1 | RET (2004) |
| (2130,0010) | Print Management Capabilities Sequence | PrintManagementCapabilities Sequence | SQ | 1 | RET (2004) |
| (2130,0015) | Printer Characteristics Sequence | PrinterCharacteristicsSequence | SQ | 1 | RET (2004) |
| (2130,0030) | Film Box Content Sequence | FilmBoxContentSequence | SQ | 1 | RET (2004) |
| (2130,0040) | Image Box Content Sequence | ImageBoxContentSequence | SQ | 1 | RET (2004) |

| Tag | Name | Keyword | VR | VM | |
|-------------|---|--|----|-----|------------|
| (2130,0050) | Annotation Content Sequence | AnnotationContentSequence | SQ | 1 | RET (2004) |
| (2130,0060) | Image Overlay Box Content Sequence | ImageOverlayBoxContentSequence | SQ | 1 | RET (2004) |
| (2130,0080) | Presentation LUT Content Sequence | PresentationLUTContentSequence | SQ | 1 | RET (2004) |
| (2130,00A0) | Proposed Study Sequence | ProposedStudySequence | SQ | 1 | RET (2004) |
| (2130,00C0) | Original Image Sequence | OriginalImageSequence | SQ | 1 | RET (2004) |
| (2200,0001) | Label Using Information Extracted From Instances | LabelUsingInformationExtractedFromInstances | CS | 1 | |
| (2200,0002) | Label Text | LabelText | UT | 1 | |
| (2200,0003) | Label Style Selection | LabelStyleSelection | CS | 1 | |
| (2200,0004) | Media Disposition | MediaDisposition | LT | 1 | |
| (2200,0005) | Barcode Value | BarcodeValue | LT | 1 | |
| (2200,0006) | Barcode Symbology | BarcodeSymbology | CS | 1 | |
| (2200,0007) | Allow Media Splitting | AllowMediaSplitting | CS | 1 | |
| (2200,0008) | Include Non-DICOM Objects | IncludeNonDICOMObjects | CS | 1 | |
| (2200,0009) | Include Display Application | IncludeDisplayApplication | CS | 1 | |
| (2200,000A) | Preserve Composite Instances After Media Creation | PreserveCompositeInstancesAfterMediaCreation | CS | 1 | |
| (2200,000B) | Total Number of Pieces of Media Created | TotalNumberOfPiecesOfMediaCreated | US | 1 | |
| (2200,000C) | Requested Media Application Profile | RequestedMediaApplicationProfile | LO | 1 | |
| (2200,000D) | Referenced Storage Media Sequence | ReferencedStorageMediaSequence | SQ | 1 | |
| (2200,000E) | Failure Attributes | FailureAttributes | AT | 1-n | |
| (2200,000F) | Allow Lossy Compression | AllowLossyCompression | CS | 1 | |
| (2200,0020) | Request Priority | RequestPriority | CS | 1 | |
| (3002,0002) | RT Image Label | RTImageLabel | SH | 1 | |
| (3002,0003) | RT Image Name | RTImageName | LO | 1 | |
| (3002,0004) | RT Image Description | RTImageDescription | ST | 1 | |
| (3002,000A) | Reported Values Origin | ReportedValuesOrigin | CS | 1 | |
| (3002,000C) | RT Image Plane | RTImagePlane | CS | 1 | |
| (3002,000D) | X-Ray Image Receptor Translation | XRImageReceptorTranslation | DS | 3 | |
| (3002,000E) | X-Ray Image Receptor Angle | XRImageReceptorAngle | DS | 1 | |
| (3002,0010) | RT Image Orientation | RTImageOrientation | DS | 6 | |
| (3002,0011) | Image Plane Pixel Spacing | ImagePlanePixelSpacing | DS | 2 | |
| (3002,0012) | RT Image Position | RTImagePosition | DS | 2 | |
| (3002,0020) | Radiation Machine Name | RadiationMachineName | SH | 1 | |
| (3002,0022) | Radiation Machine SAD | RadiationMachineSAD | DS | 1 | |
| (3002,0024) | Radiation Machine SSD | RadiationMachineSSD | DS | 1 | |

| Tag | Name | Keyword | VR | VM | |
|-------------|-------------------------------------|---------------------------------|----|------|--|
| (3002,0026) | RT Image SID | RTImageSID | DS | 1 | |
| (3002,0028) | Source to Reference Object Distance | SourceToReferenceObjectDistance | DS | 1 | |
| (3002,0029) | Fraction Number | FractionNumber | IS | 1 | |
| (3002,0030) | Exposure Sequence | ExposureSequence | SQ | 1 | |
| (3002,0032) | Meterset Exposure | MetersetExposure | DS | 1 | |
| (3002,0034) | Diaphragm Position | DiaphragmPosition | DS | 4 | |
| (3002,0040) | Fluence Map Sequence | FluenceMapSequence | SQ | 1 | |
| (3002,0041) | Fluence Data Source | FluenceDataSource | CS | 1 | |
| (3002,0042) | Fluence Data Scale | FluenceDataScale | DS | 1 | |
| (3002,0050) | Primary Fluence Mode Sequence | PrimaryFluenceModeSequence | SQ | 1 | |
| (3002,0051) | Fluence Mode | FluenceMode | CS | 1 | |
| (3002,0052) | Fluence Mode ID | FluenceModeID | SH | 1 | |
| (3004,0001) | DVH Type | DVHType | CS | 1 | |
| (3004,0002) | Dose Units | DoseUnits | CS | 1 | |
| (3004,0004) | Dose Type | DoseType | CS | 1 | |
| (3004,0005) | Spatial Transform of Dose | SpatialTransformOfDose | CS | 1 | |
| (3004,0006) | Dose Comment | DoseComment | LO | 1 | |
| (3004,0008) | Normalization Point | NormalizationPoint | DS | 3 | |
| (3004,000A) | Dose Summation Type | DoseSummationType | CS | 1 | |
| (3004,000C) | Grid Frame Offset Vector | GridFrameOffsetVector | DS | 2-n | |
| (3004,000E) | Dose Grid Scaling | DoseGridScaling | DS | 1 | |
| (3004,0010) | RT Dose ROI Sequence | RTDoseROISequence | SQ | 1 | |
| (3004,0012) | Dose Value | DoseValue | DS | 1 | |
| (3004,0014) | Tissue Heterogeneity Correction | TissueHeterogeneityCorrection | CS | 1-3 | |
| (3004,0040) | DVH Normalization Point | DVHNormalizationPoint | DS | 3 | |
| (3004,0042) | DVH Normalization Dose Value | DVHNormalizationDoseValue | DS | 1 | |
| (3004,0050) | DVH Sequence | DVHSequence | SQ | 1 | |
| (3004,0052) | DVH Dose Scaling | DVHDoseScaling | DS | 1 | |
| (3004,0054) | DVH Volume Units | DVHVolumeUnits | CS | 1 | |
| (3004,0056) | DVH Number of Bins | DVHNumberOfBins | IS | 1 | |
| (3004,0058) | DVH Data | DVHData | DS | 2-2n | |
| (3004,0060) | DVH Referenced ROI Sequence | DVHReferencedROISequence | SQ | 1 | |
| (3004,0062) | DVH ROI Contribution Type | DVHROIContributionType | CS | 1 | |
| (3004,0070) | DVH Minimum Dose | DVHMinimumDose | DS | 1 | |
| (3004,0072) | DVH Maximum Dose | DVHMaximumDose | DS | 1 | |
| (3004,0074) | DVH Mean Dose | DVHMeanDose | DS | 1 | |
| (3006,0002) | Structure Set Label | StructureSetLabel | SH | 1 | |
| (3006,0004) | Structure Set Name | StructureSetName | LO | 1 | |
| (3006,0006) | Structure Set Description | StructureSetDescription | ST | 1 | |
| (3006,0008) | Structure Set Date | StructureSetDate | DA | 1 | |
| (3006,0009) | Structure Set Time | StructureSetTime | TM | 1 | |

| Tag | Name | Keyword | VR | VM | |
|---------------------------------------|---|--|------------------|---------------------|----------------|
| (3006,0010) | Referenced Frame of Reference Sequence | ReferencedFrameOfReferenceSequence | SQ | 1 | |
| (3006,0012) | RT Referenced Study Sequence | RTReferencedStudySequence | SQ | 1 | |
| (3006,0014) | RT Referenced Series Sequence | RTReferencedSeriesSequence | SQ | 1 | |
| (3006,0016) | Contour Image Sequence | ContourImageSequence | SQ | 1 | |
| (3006,0018) | Predecessor Structure Set Sequence | PredecessorStructureSetSequence | SQ | 1 | |
| (3006,0020) | Structure Set ROI Sequence | StructureSetROISequence | SQ | 1 | |
| (3006,0022) | ROI Number | ROINumber | IS | 1 | |
| (3006,0024) | Referenced Frame of Reference UID | ReferencedFrameOfReferenceUID | UI | 1 | |
| (3006,0026) | ROI Name | ROIName | LO | 1 | |
| (3006,0028) | ROI Description | ROIDescription | ST | 1 | |
| (3006,002A) | ROI Display Color | ROIDisplayColor | IS | 3 | |
| (3006,002C) | ROI Volume | ROIVolume | DS | 1 | |
| (3006,0030) | RT Related ROI Sequence | RTRelatedROISequence | SQ | 1 | |
| (3006,0033) | RT ROI Relationship | RTROIRelationship | CS | 1 | |
| (3006,0036) | ROI Generation Algorithm | ROIGenerationAlgorithm | CS | 1 | |
| (3006,0037) | ROI Derivation Algorithm Identification Sequence | ROIDerivationAlgorithmIdentificationSequence | SQ | 1 | |
| (3006,0038) | ROI Generation Description | ROIGenerationDescription | LO | 1 | |
| (3006,0039) | ROI Contour Sequence | ROIContourSequence | SQ | 1 | |
| (3006,0040) | Contour Sequence | ContourSequence | SQ | 1 | |
| (3006,0042) | Contour Geometric Type | ContourGeometricType | CS | 1 | |
| (3006,0044) (3006,0044) | Contour Slab Contour Slab Thickness Thickness | Contour ContourSlab ThicknessSlabThickness | DS DS | 1 1 | RET (2020e) |
| (3006,0045) (3006,0045) | Contour Offset Contour Offset Vector Vector | Contour ContourOffsetVectorOffset Vector | DS DS | 3 3 | RET (2020e) |
| (3006,0046) | Number of Contour Points | NumberOfContourPoints | IS | 1 | |
| (3006,0048) | Contour Number | ContourNumber | IS | 1 | |
| (3006,0049) (3006,0049) | Attached Contours Attached Contours | Attached Attached ContoursContours | IS IS | 1- 1-n n | RET (2020e) |
| (3006,004A) | Source Pixel Planes Characteristics Sequence | SourcePixelPlanesCharacteristicsSequence | SQ | 1 | |
| (3006,0050) | Contour Data | ContourData | DS | 3-3n | |
| (3006,0080) | RT ROI Observations Sequence | RTROIObservationsSequence | SQ | 1 | |
| (3006,0082) | Observation Number | ObservationNumber | IS | 1 | |
| (3006,0084) | Referenced ROI Number | ReferencedROINumber | IS | 1 | |
| (3006,0085) | ROI Observation Label | ROIObservationLabel | SH | 1 | |
| (3006,0086) | RT ROI Identification Code Sequence | RTROIIdentificationCodeSequence | SQ | 1 | |
| (3006,0088) | ROI Observation Description | ROIObservationDescription | ST | 1 | |
| (3006,00A0) | Related RT ROI Observations Sequence | RelatedRTROIObservationsSequence | SQ | 1 | |

| Tag | Name | Keyword | VR | VM | |
|-------------|---|--|----|----|-------------|
| (3006,00A4) | RT ROI Interpreted Type | RTROIInterpretedType | CS | 1 | |
| (3006,00A6) | ROI Interpreter | ROIInterpreter | PN | 1 | |
| (3006,00B0) | ROI Physical Properties Sequence | ROIPhysicalPropertiesSequence | SQ | 1 | |
| (3006,00B2) | ROI Physical Property | ROIPhysicalProperty | CS | 1 | |
| (3006,00B4) | ROI Physical Property Value | ROIPhysicalPropertyValue | DS | 1 | |
| (3006,00B6) | ROI Elemental Composition Sequence | ROIElementalCompositionSequence | SQ | 1 | |
| (3006,00B7) | ROI Elemental Composition Atomic Number | ROIElementalCompositionAtomicNumber | US | 1 | |
| (3006,00B8) | ROI Elemental Composition Atomic Mass Fraction | ROIElementalCompositionAtomicMassFraction | FL | 1 | |
| (3006,00B9) | <i>Additional RT ROI Identification Code Sequence</i> | <i>AdditionalRTROIIdentificationCodeSequence</i> | SQ | 1 | RET (2016c) |
| (3006,00C0) | <i>Frame of Reference Relationship Sequence</i> | <i>FrameOfReferenceRelationshipSequence</i> | SQ | 1 | RET (2011) |
| (3006,00C2) | <i>Related Frame of Reference UID</i> | <i>RelatedFrameOfReferenceUID</i> | UI | 1 | RET (2011) |
| (3006,00C4) | <i>Frame of Reference Transformation Type</i> | <i>FrameOfReferenceTransformationType</i> | CS | 1 | RET (2011) |
| (3006,00C6) | Frame of Reference Transformation Matrix | FrameOfReferenceTransformationMatrix | DS | 16 | |
| (3006,00C8) | Frame of Reference Transformation Comment | FrameOfReferenceTransformationComment | LO | 1 | |
| (3006,00C9) | Patient Location Coordinates Sequence | PatientLocationCoordinatesSequence | SQ | 1 | |
| (3006,00CA) | Patient Location Coordinates Code Sequence | PatientLocationCoordinatesCodeSequence | SQ | 1 | |
| (3006,00CB) | Patient Support Position Sequence | PatientSupportPositionSequence | SQ | 1 | |
| (3008,0010) | Measured Dose Reference Sequence | MeasuredDoseReferenceSequence | SQ | 1 | |
| (3008,0012) | Measured Dose Description | MeasuredDoseDescription | ST | 1 | |
| (3008,0014) | Measured Dose Type | MeasuredDoseType | CS | 1 | |
| (3008,0016) | Measured Dose Value | MeasuredDoseValue | DS | 1 | |
| (3008,0020) | Treatment Session Beam Sequence | TreatmentSessionBeamSequence | SQ | 1 | |
| (3008,0021) | Treatment Session Ion Beam Sequence | TreatmentSessionIonBeamSequence | SQ | 1 | |
| (3008,0022) | Current Fraction Number | CurrentFractionNumber | IS | 1 | |
| (3008,0024) | Treatment Control Point Date | TreatmentControlPointDate | DA | 1 | |
| (3008,0025) | Treatment Control Point Time | TreatmentControlPointTime | TM | 1 | |
| (3008,002A) | Treatment Termination Status | TreatmentTerminationStatus | CS | 1 | |
| (3008,002B) | Treatment Termination Code | TreatmentTerminationCode | SH | 1 | |
| (3008,002C) | Treatment Verification Status | TreatmentVerificationStatus | CS | 1 | |
| (3008,0030) | Referenced Treatment Record Sequence | ReferencedTreatmentRecordSequence | SQ | 1 | |
| (3008,0032) | Specified Primary Meterset | SpecifiedPrimaryMeterset | DS | 1 | |

| Tag | Name | Keyword | VR | VM | |
|-------------|--|---|----|-----|--|
| (3008,0033) | Specified Secondary Meterset | SpecifiedSecondaryMeterset | DS | 1 | |
| (3008,0036) | Delivered Primary Meterset | DeliveredPrimaryMeterset | DS | 1 | |
| (3008,0037) | Delivered Secondary Meterset | DeliveredSecondaryMeterset | DS | 1 | |
| (3008,003A) | Specified Treatment Time | SpecifiedTreatmentTime | DS | 1 | |
| (3008,003B) | Delivered Treatment Time | DeliveredTreatmentTime | DS | 1 | |
| (3008,0040) | Control Point Delivery Sequence | ControlPointDeliverySequence | SQ | 1 | |
| (3008,0041) | Ion Control Point Delivery Sequence | IonControlPointDeliverySequence | SQ | 1 | |
| (3008,0042) | Specified Meterset | SpecifiedMeterset | DS | 1 | |
| (3008,0044) | Delivered Meterset | DeliveredMeterset | DS | 1 | |
| (3008,0045) | Meterset Rate Set | MetersetRateSet | FL | 1 | |
| (3008,0046) | Meterset Rate Delivered | MetersetRateDelivered | FL | 1 | |
| (3008,0047) | Scan Spot Metersets Delivered | ScanSpotMetersetsDelivered | FL | 1-n | |
| (3008,0048) | Dose Rate Delivered | DoseRateDelivered | DS | 1 | |
| (3008,0050) | Treatment Summary Calculated Dose Reference Sequence | TreatmentSummaryCalculatedDoseReferenceSequence | SQ | 1 | |
| (3008,0052) | Cumulative Dose to Dose Reference | CumulativeDoseToDoseReference | DS | 1 | |
| (3008,0054) | First Treatment Date | FirstTreatmentDate | DA | 1 | |
| (3008,0056) | Most Recent Treatment Date | MostRecentTreatmentDate | DA | 1 | |
| (3008,005A) | Number of Fractions Delivered | NumberOfFractionsDelivered | IS | 1 | |
| (3008,0060) | Override Sequence | OverrideSequence | SQ | 1 | |
| (3008,0061) | Parameter Sequence Pointer | ParameterSequencePointer | AT | 1 | |
| (3008,0062) | Override Parameter Pointer | OverrideParameterPointer | AT | 1 | |
| (3008,0063) | Parameter Item Index | ParameterItemIndex | IS | 1 | |
| (3008,0064) | Measured Dose Reference Number | MeasuredDoseReferenceNumber | IS | 1 | |
| (3008,0065) | Parameter Pointer | ParameterPointer | AT | 1 | |
| (3008,0066) | Override Reason | OverrideReason | ST | 1 | |
| (3008,0067) | Parameter Value Number | ParameterValueNumber | US | 1 | |
| (3008,0068) | Corrected Parameter Sequence | CorrectedParameterSequence | SQ | 1 | |
| (3008,006A) | Correction Value | CorrectionValue | FL | 1 | |
| (3008,0070) | Calculated Dose Reference Sequence | CalculatedDoseReferenceSequence | SQ | 1 | |
| (3008,0072) | Calculated Dose Reference Number | CalculatedDoseReferenceNumber | IS | 1 | |
| (3008,0074) | Calculated Dose Reference Description | CalculatedDoseReferenceDescription | ST | 1 | |
| (3008,0076) | Calculated Dose Reference Dose Value | CalculatedDoseReferenceDoseValue | DS | 1 | |
| (3008,0078) | Start Meterset | StartMeterset | DS | 1 | |
| (3008,007A) | End Meterset | EndMeterset | DS | 1 | |
| (3008,0080) | Referenced Measured Dose Reference Sequence | ReferencedMeasuredDoseReferenceSequence | SQ | 1 | |
| (3008,0082) | Referenced Measured Dose Reference Number | ReferencedMeasuredDoseReferenceNumber | IS | 1 | |

| Tag | Name | Keyword | VR | VM | |
|-------------|--|---|----|----|--|
| (3008,0090) | Referenced Calculated Dose Reference Sequence | ReferencedCalculatedDoseReferenceSequence | SQ | 1 | |
| (3008,0092) | Referenced Calculated Dose Reference Number | ReferencedCalculatedDoseReferenceNumber | IS | 1 | |
| (3008,00A0) | Beam Limiting Device Leaf Pairs Sequence | BeamLimitingDeviceLeafPairsSequence | SQ | 1 | |
| (3008,00B0) | Recorded Wedge Sequence | RecordedWedgeSequence | SQ | 1 | |
| (3008,00C0) | Recorded Compensator Sequence | RecordedCompensatorSequence | SQ | 1 | |
| (3008,00D0) | Recorded Block Sequence | RecordedBlockSequence | SQ | 1 | |
| (3008,00E0) | Treatment Summary Measured Dose Reference Sequence | TreatmentSummaryMeasuredDoseReferenceSequence | SQ | 1 | |
| (3008,00F0) | Recorded Snout Sequence | RecordedSnoutSequence | SQ | 1 | |
| (3008,00F2) | Recorded Range Shifter Sequence | RecordedRangeShifterSequence | SQ | 1 | |
| (3008,00F4) | Recorded Lateral Spreading Device Sequence | RecordedLateralSpreadingDeviceSequence | SQ | 1 | |
| (3008,00F6) | Recorded Range Modulator Sequence | RecordedRangeModulatorSequence | SQ | 1 | |
| (3008,0100) | Recorded Source Sequence | RecordedSourceSequence | SQ | 1 | |
| (3008,0105) | Source Serial Number | SourceSerialNumber | LO | 1 | |
| (3008,0110) | Treatment Session Application Setup Sequence | TreatmentSessionApplicationSetupSequence | SQ | 1 | |
| (3008,0116) | Application Setup Check | ApplicationSetupCheck | CS | 1 | |
| (3008,0120) | Recorded Brachy Accessory Device Sequence | RecordedBrachyAccessoryDeviceSequence | SQ | 1 | |
| (3008,0122) | Referenced Brachy Accessory Device Number | ReferencedBrachyAccessoryDeviceNumber | IS | 1 | |
| (3008,0130) | Recorded Channel Sequence | RecordedChannelSequence | SQ | 1 | |
| (3008,0132) | Specified Channel Total Time | SpecifiedChannelTotalTime | DS | 1 | |
| (3008,0134) | Delivered Channel Total Time | DeliveredChannelTotalTime | DS | 1 | |
| (3008,0136) | Specified Number of Pulses | SpecifiedNumberOfPulses | IS | 1 | |
| (3008,0138) | Delivered Number of Pulses | DeliveredNumberOfPulses | IS | 1 | |
| (3008,013A) | Specified Pulse Repetition Interval | SpecifiedPulseRepetitionInterval | DS | 1 | |
| (3008,013C) | Delivered Pulse Repetition Interval | DeliveredPulseRepetitionInterval | DS | 1 | |
| (3008,0140) | Recorded Source Applicator Sequence | RecordedSourceApplicatorSequence | SQ | 1 | |
| (3008,0142) | Referenced Source Applicator Number | ReferencedSourceApplicatorNumber | IS | 1 | |
| (3008,0150) | Recorded Channel Shield Sequence | RecordedChannelShieldSequence | SQ | 1 | |
| (3008,0152) | Referenced Channel Shield Number | ReferencedChannelShieldNumber | IS | 1 | |
| (3008,0160) | Brachy Control Point Delivered Sequence | BrachyControlPointDeliveredSequence | SQ | 1 | |
| (3008,0162) | Safe Position Exit Date | SafePositionExitDate | DA | 1 | |
| (3008,0164) | Safe Position Exit Time | SafePositionExitTime | TM | 1 | |
| (3008,0166) | Safe Position Return Date | SafePositionReturnDate | DA | 1 | |

| Tag | Name | Keyword | VR | VM | |
|-------------|--|--|----|-----|--|
| (3008,0168) | Safe Position Return Time | SafePositionReturnTime | TM | 1 | |
| (3008,0171) | Pulse Specific Brachy Control Point Delivered Sequence | PulseSpecificBrachyControlPointDeliveredSequence | SQ | 1 | |
| (3008,0172) | Pulse Number | PulseNumber | US | 1 | |
| (3008,0173) | Brachy Pulse Control Point Delivered Sequence | BrachyPulseControlPointDeliveredSequence | SQ | 1 | |
| (3008,0200) | Current Treatment Status | CurrentTreatmentStatus | CS | 1 | |
| (3008,0202) | Treatment Status Comment | TreatmentStatusComment | ST | 1 | |
| (3008,0220) | Fraction Group Summary Sequence | FractionGroupSummarySequence | SQ | 1 | |
| (3008,0223) | Referenced Fraction Number | ReferencedFractionNumber | IS | 1 | |
| (3008,0224) | Fraction Group Type | FractionGroupType | CS | 1 | |
| (3008,0230) | Beam Stopper Position | BeamStopperPosition | CS | 1 | |
| (3008,0240) | Fraction Status Summary Sequence | FractionStatusSummarySequence | SQ | 1 | |
| (3008,0250) | Treatment Date | TreatmentDate | DA | 1 | |
| (3008,0251) | Treatment Time | TreatmentTime | TM | 1 | |
| (300A,0002) | RT Plan Label | RTPlanLabel | SH | 1 | |
| (300A,0003) | RT Plan Name | RTPlanName | LO | 1 | |
| (300A,0004) | RT Plan Description | RTPlanDescription | ST | 1 | |
| (300A,0006) | RT Plan Date | RTPlanDate | DA | 1 | |
| (300A,0007) | RT Plan Time | RTPlanTime | TM | 1 | |
| (300A,0009) | Treatment Protocols | TreatmentProtocols | LO | 1-n | |
| (300A,000A) | Plan Intent | PlanIntent | CS | 1 | |
| (300A,000B) | Treatment Sites | TreatmentSites | LO | 1-n | |
| (300A,000C) | RT Plan Geometry | RTPlanGeometry | CS | 1 | |
| (300A,000E) | Prescription Description | PrescriptionDescription | ST | 1 | |
| (300A,0010) | Dose Reference Sequence | DoseReferenceSequence | SQ | 1 | |
| (300A,0012) | Dose Reference Number | DoseReferenceNumber | IS | 1 | |
| (300A,0013) | Dose Reference UID | DoseReferenceUID | UI | 1 | |
| (300A,0014) | Dose Reference Structure Type | DoseReferenceStructureType | CS | 1 | |
| (300A,0015) | Nominal Beam Energy Unit | NominalBeamEnergyUnit | CS | 1 | |
| (300A,0016) | Dose Reference Description | DoseReferenceDescription | LO | 1 | |
| (300A,0018) | Dose Reference Point Coordinates | DoseReferencePointCoordinates | DS | 3 | |
| (300A,001A) | Nominal Prior Dose | NominalPriorDose | DS | 1 | |
| (300A,0020) | Dose Reference Type | DoseReferenceType | CS | 1 | |
| (300A,0021) | Constraint Weight | ConstraintWeight | DS | 1 | |
| (300A,0022) | Delivery Warning Dose | DeliveryWarningDose | DS | 1 | |
| (300A,0023) | Delivery Maximum Dose | DeliveryMaximumDose | DS | 1 | |
| (300A,0025) | Target Minimum Dose | TargetMinimumDose | DS | 1 | |
| (300A,0026) | Target Prescription Dose | TargetPrescriptionDose | DS | 1 | |
| (300A,0027) | Target Maximum Dose | TargetMaximumDose | DS | 1 | |
| (300A,0028) | Target Underdose Volume Fraction | TargetUnderdoseVolumeFraction | DS | 1 | |
| (300A,002A) | Organ at Risk Full-volume Dose | OrganAtRiskFullVolumeDose | DS | 1 | |

| Tag | Name | Keyword | VR | VM | |
|-------------|---|---------------------------------------|-----------|----------|--------------------|
| (300A,002B) | Organ at Risk Limit Dose | OrganAtRiskLimitDose | DS | 1 | |
| (300A,002C) | Organ at Risk Maximum Dose | OrganAtRiskMaximumDose | DS | 1 | |
| (300A,002D) | Organ at Risk Overdose Volume Fraction | OrganAtRiskOverdoseVolumeFraction | DS | 1 | |
| (300A,0040) | Tolerance Table Sequence | ToleranceTableSequence | SQ | 1 | |
| (300A,0042) | Tolerance Table Number | ToleranceTableNumber | IS | 1 | |
| (300A,0043) | Tolerance Table Label | ToleranceTableLabel | SH | 1 | |
| (300A,0044) | Gantry Angle Tolerance | GantryAngleTolerance | DS | 1 | |
| (300A,0046) | Beam Limiting Device Angle Tolerance | BeamLimitingDeviceAngleTolerance | DS | 1 | |
| (300A,0048) | Beam Limiting Device Tolerance Sequence | BeamLimitingDeviceToleranceSequence | SQ | 1 | |
| (300A,004A) | Beam Limiting Device Position Tolerance | BeamLimitingDevicePositionTolerance | DS | 1 | |
| (300A,004B) | Snout Position Tolerance | SnoutPositionTolerance | FL | 1 | |
| (300A,004C) | Patient Support Angle Tolerance | PatientSupportAngleTolerance | DS | 1 | |
| (300A,004E) | Table Top Eccentric Angle Tolerance | TableTopEccentricAngleTolerance | DS | 1 | |
| (300A,004F) | Table Top Pitch Angle Tolerance | TableTopPitchAngleTolerance | FL | 1 | |
| (300A,0050) | Table Top Roll Angle Tolerance | TableTopRollAngleTolerance | FL | 1 | |
| (300A,0051) | Table Top Vertical Position Tolerance | TableTopVerticalPositionTolerance | DS | 1 | |
| (300A,0052) | Table Top Longitudinal Position Tolerance | TableTopLongitudinalPositionTolerance | DS | 1 | |
| (300A,0053) | Table Top Lateral Position Tolerance | TableTopLateralPositionTolerance | DS | 1 | |
| (300A,0055) | RT Plan Relationship | RTPlanRelationship | CS | 1 | |
| (300A,0070) | Fraction Group Sequence | FractionGroupSequence | SQ | 1 | |
| (300A,0071) | Fraction Group Number | FractionGroupNumber | IS | 1 | |
| (300A,0072) | Fraction Group Description | FractionGroupDescription | LO | 1 | |
| (300A,0078) | Number of Fractions Planned | NumberOfFractionsPlanned | IS | 1 | |
| (300A,0079) | Number of Fraction Pattern Digits Per Day | NumberOfFractionPatternDigitsPerDay | IS | 1 | |
| (300A,007A) | Repeat Fraction Cycle Length | RepeatFractionCycleLength | IS | 1 | |
| (300A,007B) | Fraction Pattern | FractionPattern | LT | 1 | |
| (300A,0080) | Number of Beams | NumberOfBeams | IS | 1 | |
| (300A,0082) | <i>Beam Dose Specification Point</i> | <i>BeamDoseSpecificationPoint</i> | <i>DS</i> | <i>3</i> | <i>RET (2019c)</i> |
| (300A,0083) | Referenced Dose Reference UID | ReferencedDoseReferenceUID | UI | 1 | |
| (300A,0084) | Beam Dose | BeamDose | DS | 1 | |
| (300A,0086) | Beam Meterset | BeamMeterset | DS | 1 | |
| (300A,0088) | Beam Dose Point Depth | BeamDosePointDepth | FL | 1 | |
| (300A,0089) | Beam Dose Point Equivalent Depth | BeamDosePointEquivalentDepth | FL | 1 | |
| (300A,008A) | Beam Dose Point SSD | BeamDosePointSSD | FL | 1 | |

| Tag | Name | Keyword | VR | VM | |
|-------------|---|--|----|-----|-------------|
| (300A,008B) | Beam Dose Meaning | BeamDoseMeaning | CS | 1 | |
| (300A,008C) | Beam Dose Verification Control Point Sequence | BeamDoseVerificationControlPointSequence | SQ | 1 | |
| (300A,008D) | <i>Average Beam Dose Point Depth</i> | <i>AverageBeamDosePointDepth</i> | FL | 1 | RET (2017c) |
| (300A,008E) | <i>Average Beam Dose Point Equivalent Depth</i> | <i>AverageBeamDosePointEquivalentDepth</i> | FL | 1 | RET (2017c) |
| (300A,008F) | <i>Average Beam Dose Point SSD</i> | <i>AverageBeamDosePointSSD</i> | FL | 1 | RET (2017c) |
| (300A,0090) | Beam Dose Type | BeamDoseType | CS | 1 | |
| (300A,0091) | Alternate Beam Dose | AlternateBeamDose | DS | 1 | |
| (300A,0092) | Alternate Beam Dose Type | AlternateBeamDoseType | CS | 1 | |
| (300A,0093) | Depth Value Averaging Flag | DepthValueAveragingFlag | CS | 1 | |
| (300A,0094) | Beam Dose Point Source to External Contour Distance | BeamDosePointSourceToExternalContourDistance | DS | 1 | |
| (300A,00A0) | Number of Brachy Application Setups | NumberOfBrachyApplicationSetups | IS | 1 | |
| (300A,00A2) | Brachy Application Setup Dose Specification Point | BrachyApplicationSetupDoseSpecificationPoint | DS | 3 | |
| (300A,00A4) | Brachy Application Setup Dose | BrachyApplicationSetupDose | DS | 1 | |
| (300A,00B0) | Beam Sequence | BeamSequence | SQ | 1 | |
| (300A,00B2) | Treatment Machine Name | TreatmentMachineName | SH | 1 | |
| (300A,00B3) | Primary Dosimeter Unit | PrimaryDosimeterUnit | CS | 1 | |
| (300A,00B4) | Source-Axis Distance | SourceAxisDistance | DS | 1 | |
| (300A,00B6) | Beam Limiting Device Sequence | BeamLimitingDeviceSequence | SQ | 1 | |
| (300A,00B8) | RT Beam Limiting Device Type | RTBeamLimitingDeviceType | CS | 1 | |
| (300A,00BA) | Source to Beam Limiting Device Distance | SourceToBeamLimitingDeviceDistance | DS | 1 | |
| (300A,00BB) | Isocenter to Beam Limiting Device Distance | IsocenterToBeamLimitingDeviceDistance | FL | 1 | |
| (300A,00BC) | Number of Leaf/Jaw Pairs | NumberOfLeafJawPairs | IS | 1 | |
| (300A,00BE) | Leaf Position Boundaries | LeafPositionBoundaries | DS | 3-n | |
| (300A,00C0) | Beam Number | BeamNumber | IS | 1 | |
| (300A,00C2) | Beam Name | BeamName | LO | 1 | |
| (300A,00C3) | Beam Description | BeamDescription | ST | 1 | |
| (300A,00C4) | Beam Type | BeamType | CS | 1 | |
| (300A,00C5) | Beam Delivery Duration Limit | BeamDeliveryDurationLimit | FD | 1 | |
| (300A,00C6) | Radiation Type | RadiationType | CS | 1 | |
| (300A,00C7) | High-Dose Technique Type | HighDoseTechniqueType | CS | 1 | |
| (300A,00C8) | Reference Image Number | ReferenceImageNumber | IS | 1 | |
| (300A,00CA) | Planned Verification Image Sequence | PlannedVerificationImageSequence | SQ | 1 | |
| (300A,00CC) | Imaging Device-Specific Acquisition Parameters | ImagingDeviceSpecificAcquisitionParameters | LO | 1-n | |
| (300A,00CE) | Treatment Delivery Type | TreatmentDeliveryType | CS | 1 | |

| Tag | Name | Keyword | VR | VM | |
|-------------|---|--|----|-----|--|
| (300A,00D0) | Number of Wedges | NumberOfWedges | IS | 1 | |
| (300A,00D1) | Wedge Sequence | WedgeSequence | SQ | 1 | |
| (300A,00D2) | Wedge Number | WedgeNumber | IS | 1 | |
| (300A,00D3) | Wedge Type | WedgeType | CS | 1 | |
| (300A,00D4) | Wedge ID | WedgeID | SH | 1 | |
| (300A,00D5) | Wedge Angle | WedgeAngle | IS | 1 | |
| (300A,00D6) | Wedge Factor | WedgeFactor | DS | 1 | |
| (300A,00D7) | Total Wedge Tray Water-Equivalent Thickness | TotalWedgeTrayWaterEquivalentThickness | FL | 1 | |
| (300A,00D8) | Wedge Orientation | WedgeOrientation | DS | 1 | |
| (300A,00D9) | Isocenter to Wedge Tray Distance | IsocenterToWedgeTrayDistance | FL | 1 | |
| (300A,00DA) | Source to Wedge Tray Distance | SourceToWedgeTrayDistance | DS | 1 | |
| (300A,00DB) | Wedge Thin Edge Position | WedgeThinEdgePosition | FL | 1 | |
| (300A,00DC) | Bolus ID | BolusID | SH | 1 | |
| (300A,00DD) | Bolus Description | BolusDescription | ST | 1 | |
| (300A,00DE) | Effective Wedge Angle | EffectiveWedgeAngle | DS | 1 | |
| (300A,00E0) | Number of Compensators | NumberOfCompensators | IS | 1 | |
| (300A,00E1) | Material ID | MaterialID | SH | 1 | |
| (300A,00E2) | Total Compensator Tray Factor | TotalCompensatorTrayFactor | DS | 1 | |
| (300A,00E3) | Compensator Sequence | CompensatorSequence | SQ | 1 | |
| (300A,00E4) | Compensator Number | CompensatorNumber | IS | 1 | |
| (300A,00E5) | Compensator ID | CompensatorID | SH | 1 | |
| (300A,00E6) | Source to Compensator Tray Distance | SourceToCompensatorTrayDistance | DS | 1 | |
| (300A,00E7) | Compensator Rows | CompensatorRows | IS | 1 | |
| (300A,00E8) | Compensator Columns | CompensatorColumns | IS | 1 | |
| (300A,00E9) | Compensator Pixel Spacing | CompensatorPixelSpacing | DS | 2 | |
| (300A,00EA) | Compensator Position | CompensatorPosition | DS | 2 | |
| (300A,00EB) | Compensator Transmission Data | CompensatorTransmissionData | DS | 1-n | |
| (300A,00EC) | Compensator Thickness Data | CompensatorThicknessData | DS | 1-n | |
| (300A,00ED) | Number of Boli | NumberOfBoli | IS | 1 | |
| (300A,00EE) | Compensator Type | CompensatorType | CS | 1 | |
| (300A,00EF) | Compensator Tray ID | CompensatorTrayID | SH | 1 | |
| (300A,00F0) | Number of Blocks | NumberOfBlocks | IS | 1 | |
| (300A,00F2) | Total Block Tray Factor | TotalBlockTrayFactor | DS | 1 | |
| (300A,00F3) | Total Block Tray Water-Equivalent Thickness | TotalBlockTrayWaterEquivalentThickness | FL | 1 | |
| (300A,00F4) | Block Sequence | BlockSequence | SQ | 1 | |
| (300A,00F5) | Block Tray ID | BlockTrayID | SH | 1 | |
| (300A,00F6) | Source to Block Tray Distance | SourceToBlockTrayDistance | DS | 1 | |
| (300A,00F7) | Isocenter to Block Tray Distance | IsocenterToBlockTrayDistance | FL | 1 | |
| (300A,00F8) | Block Type | BlockType | CS | 1 | |

| Tag | Name | Keyword | VR | VM | |
|-------------|---|-------------------------------------|----|------|--|
| (300A,00F9) | Accessory Code | AccessoryCode | LO | 1 | |
| (300A,00FA) | Block Divergence | BlockDivergence | CS | 1 | |
| (300A,00FB) | Block Mounting Position | BlockMountingPosition | CS | 1 | |
| (300A,00FC) | Block Number | BlockNumber | IS | 1 | |
| (300A,00FE) | Block Name | BlockName | LO | 1 | |
| (300A,0100) | Block Thickness | BlockThickness | DS | 1 | |
| (300A,0102) | Block Transmission | BlockTransmission | DS | 1 | |
| (300A,0104) | Block Number of Points | BlockNumberOfPoints | IS | 1 | |
| (300A,0106) | Block Data | BlockData | DS | 2-2n | |
| (300A,0107) | Applicator Sequence | ApplicatorSequence | SQ | 1 | |
| (300A,0108) | Applicator ID | ApplicatorID | SH | 1 | |
| (300A,0109) | Applicator Type | ApplicatorType | CS | 1 | |
| (300A,010A) | Applicator Description | ApplicatorDescription | LO | 1 | |
| (300A,010C) | Cumulative Dose Reference Coefficient | CumulativeDoseReferenceCoefficient | DS | 1 | |
| (300A,010E) | Final Cumulative Meterset Weight | FinalCumulativeMetersetWeight | DS | 1 | |
| (300A,0110) | Number of Control Points | NumberOfControlPoints | IS | 1 | |
| (300A,0111) | Control Point Sequence | ControlPointSequence | SQ | 1 | |
| (300A,0112) | Control Point Index | ControlPointIndex | IS | 1 | |
| (300A,0114) | Nominal Beam Energy | NominalBeamEnergy | DS | 1 | |
| (300A,0115) | Dose Rate Set | DoseRateSet | DS | 1 | |
| (300A,0116) | Wedge Position Sequence | WedgePositionSequence | SQ | 1 | |
| (300A,0118) | Wedge Position | WedgePosition | CS | 1 | |
| (300A,011A) | Beam Limiting Device Position Sequence | BeamLimitingDevicePositionSequence | SQ | 1 | |
| (300A,011C) | Leaf/Jaw Positions | LeafJawPositions | DS | 2-2n | |
| (300A,011E) | Gantry Angle | GantryAngle | DS | 1 | |
| (300A,011F) | Gantry Rotation Direction | GantryRotationDirection | CS | 1 | |
| (300A,0120) | Beam Limiting Device Angle | BeamLimitingDeviceAngle | DS | 1 | |
| (300A,0121) | Beam Limiting Device Rotation Direction | BeamLimitingDeviceRotationDirection | CS | 1 | |
| (300A,0122) | Patient Support Angle | PatientSupportAngle | DS | 1 | |
| (300A,0123) | Patient Support Rotation Direction | PatientSupportRotationDirection | CS | 1 | |
| (300A,0124) | Table Top Eccentric Axis Distance | TableTopEccentricAxisDistance | DS | 1 | |
| (300A,0125) | Table Top Eccentric Angle | TableTopEccentricAngle | DS | 1 | |
| (300A,0126) | Table Top Eccentric Rotation Direction | TableTopEccentricRotationDirection | CS | 1 | |
| (300A,0128) | Table Top Vertical Position | TableTopVerticalPosition | DS | 1 | |
| (300A,0129) | Table Top Longitudinal Position | TableTopLongitudinalPosition | DS | 1 | |
| (300A,012A) | Table Top Lateral Position | TableTopLateralPosition | DS | 1 | |
| (300A,012C) | Isocenter Position | IsocenterPosition | DS | 3 | |
| (300A,012E) | Surface Entry Point | SurfaceEntryPoint | DS | 3 | |
| (300A,0130) | Source to Surface Distance | SourceToSurfaceDistance | DS | 1 | |

| Tag | Name | Keyword | VR | VM | |
|-------------|---|---|----|----|--|
| (300A,0131) | Average Beam Dose Point Source to External Contour Distance | AverageBeamDosePointSourceToExternalContourDistance | FL | 1 | |
| (300A,0132) | Source to External Contour Distance | SourceToExternalContourDistance | FL | 1 | |
| (300A,0133) | External Contour Entry Point | ExternalContourEntryPoint | FL | 3 | |
| (300A,0134) | Cumulative Meterset Weight | CumulativeMetersetWeight | DS | 1 | |
| (300A,0140) | Table Top Pitch Angle | TableTopPitchAngle | FL | 1 | |
| (300A,0142) | Table Top Pitch Rotation Direction | TableTopPitchRotationDirection | CS | 1 | |
| (300A,0144) | Table Top Roll Angle | TableTopRollAngle | FL | 1 | |
| (300A,0146) | Table Top Roll Rotation Direction | TableTopRollRotationDirection | CS | 1 | |
| (300A,0148) | Head Fixation Angle | HeadFixationAngle | FL | 1 | |
| (300A,014A) | Gantry Pitch Angle | GantryPitchAngle | FL | 1 | |
| (300A,014C) | Gantry Pitch Rotation Direction | GantryPitchRotationDirection | CS | 1 | |
| (300A,014E) | Gantry Pitch Angle Tolerance | GantryPitchAngleTolerance | FL | 1 | |
| (300A,0150) | Fixation Eye | FixationEye | CS | 1 | |
| (300A,0151) | Chair Head Frame Position | ChairHeadFramePosition | DS | 1 | |
| (300A,0152) | Head Fixation Angle Tolerance | HeadFixationAngleTolerance | DS | 1 | |
| (300A,0153) | Chair Head Frame Position Tolerance | ChairHeadFramePositionTolerance | DS | 1 | |
| (300A,0154) | Fixation Light Azimuthal Angle Tolerance | FixationLightAzimuthalAngleTolerance | DS | 1 | |
| (300A,0155) | Fixation Light Polar Angle Tolerance | FixationLightPolarAngleTolerance | DS | 1 | |
| (300A,0180) | Patient Setup Sequence | PatientSetupSequence | SQ | 1 | |
| (300A,0182) | Patient Setup Number | PatientSetupNumber | IS | 1 | |
| (300A,0183) | Patient Setup Label | PatientSetupLabel | LO | 1 | |
| (300A,0184) | Patient Additional Position | PatientAdditionalPosition | LO | 1 | |
| (300A,0190) | Fixation Device Sequence | FixationDeviceSequence | SQ | 1 | |
| (300A,0192) | Fixation Device Type | FixationDeviceType | CS | 1 | |
| (300A,0194) | Fixation Device Label | FixationDeviceLabel | SH | 1 | |
| (300A,0196) | Fixation Device Description | FixationDeviceDescription | ST | 1 | |
| (300A,0198) | Fixation Device Position | FixationDevicePosition | SH | 1 | |
| (300A,0199) | Fixation Device Pitch Angle | FixationDevicePitchAngle | FL | 1 | |
| (300A,019A) | Fixation Device Roll Angle | FixationDeviceRollAngle | FL | 1 | |
| (300A,01A0) | Shielding Device Sequence | ShieldingDeviceSequence | SQ | 1 | |
| (300A,01A2) | Shielding Device Type | ShieldingDeviceType | CS | 1 | |
| (300A,01A4) | Shielding Device Label | ShieldingDeviceLabel | SH | 1 | |
| (300A,01A6) | Shielding Device Description | ShieldingDeviceDescription | ST | 1 | |
| (300A,01A8) | Shielding Device Position | ShieldingDevicePosition | SH | 1 | |
| (300A,01B0) | Setup Technique | SetupTechnique | CS | 1 | |
| (300A,01B2) | Setup Technique Description | SetupTechniqueDescription | ST | 1 | |
| (300A,01B4) | Setup Device Sequence | SetupDeviceSequence | SQ | 1 | |
| (300A,01B6) | Setup Device Type | SetupDeviceType | CS | 1 | |

| Tag | Name | Keyword | VR | VM | |
|-------------|---|---|----|----|--|
| (300A,01B8) | Setup Device Label | SetupDeviceLabel | SH | 1 | |
| (300A,01BA) | Setup Device Description | SetupDeviceDescription | ST | 1 | |
| (300A,01BC) | Setup Device Parameter | SetupDeviceParameter | DS | 1 | |
| (300A,01D0) | Setup Reference Description | SetupReferenceDescription | ST | 1 | |
| (300A,01D2) | Table Top Vertical Setup Displacement | TableTopVerticalSetup Displacement | DS | 1 | |
| (300A,01D4) | Table Top Longitudinal Setup Displacement | TableTopLongitudinalSetup Displacement | DS | 1 | |
| (300A,01D6) | Table Top Lateral Setup Displacement | TableTopLateralSetup Displacement | DS | 1 | |
| (300A,0200) | Brachy Treatment Technique | BrachyTreatmentTechnique | CS | 1 | |
| (300A,0202) | Brachy Treatment Type | BrachyTreatmentType | CS | 1 | |
| (300A,0206) | Treatment Machine Sequence | TreatmentMachineSequence | SQ | 1 | |
| (300A,0210) | Source Sequence | SourceSequence | SQ | 1 | |
| (300A,0212) | Source Number | SourceNumber | IS | 1 | |
| (300A,0214) | Source Type | SourceType | CS | 1 | |
| (300A,0216) | Source Manufacturer | SourceManufacturer | LO | 1 | |
| (300A,0218) | Active Source Diameter | ActiveSourceDiameter | DS | 1 | |
| (300A,021A) | Active Source Length | ActiveSourceLength | DS | 1 | |
| (300A,021B) | Source Model ID | SourceModelID | SH | 1 | |
| (300A,021C) | Source Description | SourceDescription | LO | 1 | |
| (300A,0222) | Source Encapsulation Nominal Thickness | SourceEncapsulationNominal Thickness | DS | 1 | |
| (300A,0224) | Source Encapsulation Nominal Transmission | SourceEncapsulationNominal Transmission | DS | 1 | |
| (300A,0226) | Source Isotope Name | SourceIsotopeName | LO | 1 | |
| (300A,0228) | Source Isotope Half Life | SourceIsotopeHalfLife | DS | 1 | |
| (300A,0229) | Source Strength Units | SourceStrengthUnits | CS | 1 | |
| (300A,022A) | Reference Air Kerma Rate | ReferenceAirKermaRate | DS | 1 | |
| (300A,022B) | Source Strength | SourceStrength | DS | 1 | |
| (300A,022C) | Source Strength Reference Date | SourceStrengthReferenceDate | DA | 1 | |
| (300A,022E) | Source Strength Reference Time | SourceStrengthReferenceTime | TM | 1 | |
| (300A,0230) | Application Setup Sequence | ApplicationSetupSequence | SQ | 1 | |
| (300A,0232) | Application Setup Type | ApplicationSetupType | CS | 1 | |
| (300A,0234) | Application Setup Number | ApplicationSetupNumber | IS | 1 | |
| (300A,0236) | Application Setup Name | ApplicationSetupName | LO | 1 | |
| (300A,0238) | Application Setup Manufacturer | ApplicationSetupManufacturer | LO | 1 | |
| (300A,0240) | Template Number | TemplateNumber | IS | 1 | |
| (300A,0242) | Template Type | TemplateType | SH | 1 | |
| (300A,0244) | Template Name | TemplateName | LO | 1 | |
| (300A,0250) | Total Reference Air Kerma | TotalReferenceAirKerma | DS | 1 | |
| (300A,0260) | Brachy Accessory Device Sequence | BrachyAccessoryDeviceSequence | SQ | 1 | |

| Tag | Name | Keyword | VR | VM | |
|-------------|--|---|----|----|--|
| (300A,0262) | Brachy Accessory Device Number | BrachyAccessoryDeviceNumber | IS | 1 | |
| (300A,0263) | Brachy Accessory Device ID | BrachyAccessoryDeviceID | SH | 1 | |
| (300A,0264) | Brachy Accessory Device Type | BrachyAccessoryDeviceType | CS | 1 | |
| (300A,0266) | Brachy Accessory Device Name | BrachyAccessoryDeviceName | LO | 1 | |
| (300A,026A) | Brachy Accessory Device Nominal Thickness | BrachyAccessoryDeviceNominal Thickness | DS | 1 | |
| (300A,026C) | Brachy Accessory Device Nominal Transmission | BrachyAccessoryDeviceNominal Transmission | DS | 1 | |
| (300A,0271) | Channel Effective Length | ChannelEffectiveLength | DS | 1 | |
| (300A,0272) | Channel Inner Length | ChannelInnerLength | DS | 1 | |
| (300A,0273) | Afterloader Channel ID | AfterloaderChannelID | SH | 1 | |
| (300A,0274) | Source Applicator Tip Length | SourceApplicatorTipLength | DS | 1 | |
| (300A,0280) | Channel Sequence | ChannelSequence | SQ | 1 | |
| (300A,0282) | Channel Number | ChannelNumber | IS | 1 | |
| (300A,0284) | Channel Length | ChannelLength | DS | 1 | |
| (300A,0286) | Channel Total Time | ChannelTotalTime | DS | 1 | |
| (300A,0288) | Source Movement Type | SourceMovementType | CS | 1 | |
| (300A,028A) | Number of Pulses | NumberOfPulses | IS | 1 | |
| (300A,028C) | Pulse Repetition Interval | PulseRepetitionInterval | DS | 1 | |
| (300A,0290) | Source Applicator Number | SourceApplicatorNumber | IS | 1 | |
| (300A,0291) | Source Applicator ID | SourceApplicatorID | SH | 1 | |
| (300A,0292) | Source Applicator Type | SourceApplicatorType | CS | 1 | |
| (300A,0294) | Source Applicator Name | SourceApplicatorName | LO | 1 | |
| (300A,0296) | Source Applicator Length | SourceApplicatorLength | DS | 1 | |
| (300A,0298) | Source Applicator Manufacturer | SourceApplicatorManufacturer | LO | 1 | |
| (300A,029C) | Source Applicator Wall Nominal Thickness | SourceApplicatorWallNominal Thickness | DS | 1 | |
| (300A,029E) | Source Applicator Wall Nominal Transmission | SourceApplicatorWallNominal Transmission | DS | 1 | |
| (300A,02A0) | Source Applicator Step Size | SourceApplicatorStepSize | DS | 1 | |
| (300A,02A2) | Transfer Tube Number | TransferTubeNumber | IS | 1 | |
| (300A,02A4) | Transfer Tube Length | TransferTubeLength | DS | 1 | |
| (300A,02B0) | Channel Shield Sequence | ChannelShieldSequence | SQ | 1 | |
| (300A,02B2) | Channel Shield Number | ChannelShieldNumber | IS | 1 | |
| (300A,02B3) | Channel Shield ID | ChannelShieldID | SH | 1 | |
| (300A,02B4) | Channel Shield Name | ChannelShieldName | LO | 1 | |
| (300A,02B8) | Channel Shield Nominal Thickness | ChannelShieldNominalThickness | DS | 1 | |
| (300A,02BA) | Channel Shield Nominal Transmission | ChannelShieldNominal Transmission | DS | 1 | |
| (300A,02C8) | Final Cumulative Time Weight | FinalCumulativeTimeWeight | DS | 1 | |
| (300A,02D0) | Brachy Control Point Sequence | BrachyControlPointSequence | SQ | 1 | |
| (300A,02D2) | Control Point Relative Position | ControlPointRelativePosition | DS | 1 | |
| (300A,02D4) | Control Point 3D Position | ControlPoint3DPosition | DS | 3 | |

| Tag | Name | Keyword | VR | VM | |
|-------------|---|--|----|-----|--|
| (300A,02D6) | Cumulative Time Weight | CumulativeTimeWeight | DS | 1 | |
| (300A,02E0) | Compensator Divergence | CompensatorDivergence | CS | 1 | |
| (300A,02E1) | Compensator Mounting Position | CompensatorMountingPosition | CS | 1 | |
| (300A,02E2) | Source to Compensator Distance | SourceToCompensatorDistance | DS | 1-n | |
| (300A,02E3) | Total Compensator Tray Water-Equivalent Thickness | TotalCompensatorTrayWaterEquivalentThickness | FL | 1 | |
| (300A,02E4) | Isocenter to Compensator Tray Distance | IsocenterToCompensatorTrayDistance | FL | 1 | |
| (300A,02E5) | Compensator Column Offset | CompensatorColumnOffset | FL | 1 | |
| (300A,02E6) | Isocenter to Compensator Distances | IsocenterToCompensatorDistances | FL | 1-n | |
| (300A,02E7) | Compensator Relative Stopping Power Ratio | CompensatorRelativeStoppingPowerRatio | FL | 1 | |
| (300A,02E8) | Compensator Milling Tool Diameter | CompensatorMillingToolDiameter | FL | 1 | |
| (300A,02EA) | Ion Range Compensator Sequence | IonRangeCompensatorSequence | SQ | 1 | |
| (300A,02EB) | Compensator Description | CompensatorDescription | LT | 1 | |
| (300A,0302) | Radiation Mass Number | RadiationMassNumber | IS | 1 | |
| (300A,0304) | Radiation Atomic Number | RadiationAtomicNumber | IS | 1 | |
| (300A,0306) | Radiation Charge State | RadiationChargeState | SS | 1 | |
| (300A,0308) | Scan Mode | ScanMode | CS | 1 | |
| (300A,0309) | Modulated Scan Mode Type | ModulatedScanModeType | CS | 1 | |
| (300A,030A) | Virtual Source-Axis Distances | VirtualSourceAxisDistances | FL | 2 | |
| (300A,030C) | Snout Sequence | SnoutSequence | SQ | 1 | |
| (300A,030D) | Snout Position | SnoutPosition | FL | 1 | |
| (300A,030F) | Snout ID | SnoutID | SH | 1 | |
| (300A,0312) | Number of Range Shifters | NumberOfRangeShifters | IS | 1 | |
| (300A,0314) | Range Shifter Sequence | RangeShifterSequence | SQ | 1 | |
| (300A,0316) | Range Shifter Number | RangeShifterNumber | IS | 1 | |
| (300A,0318) | Range Shifter ID | RangeShifterID | SH | 1 | |
| (300A,0320) | Range Shifter Type | RangeShifterType | CS | 1 | |
| (300A,0322) | Range Shifter Description | RangeShifterDescription | LO | 1 | |
| (300A,0330) | Number of Lateral Spreading Devices | NumberOfLateralSpreadingDevices | IS | 1 | |
| (300A,0332) | Lateral Spreading Device Sequence | LateralSpreadingDeviceSequence | SQ | 1 | |
| (300A,0334) | Lateral Spreading Device Number | LateralSpreadingDeviceNumber | IS | 1 | |
| (300A,0336) | Lateral Spreading Device ID | LateralSpreadingDeviceID | SH | 1 | |
| (300A,0338) | Lateral Spreading Device Type | LateralSpreadingDeviceType | CS | 1 | |
| (300A,033A) | Lateral Spreading Device Description | LateralSpreadingDeviceDescription | LO | 1 | |
| (300A,033C) | Lateral Spreading Device Water Equivalent Thickness | LateralSpreadingDeviceWaterEquivalentThickness | FL | 1 | |
| (300A,0340) | Number of Range Modulators | NumberOfRangeModulators | IS | 1 | |
| (300A,0342) | Range Modulator Sequence | RangeModulatorSequence | SQ | 1 | |
| (300A,0344) | Range Modulator Number | RangeModulatorNumber | IS | 1 | |

| Tag | Name | Keyword | VR | VM | |
|-------------|---|---|----|------|--|
| (300A,0346) | Range Modulator ID | RangeModulatorID | SH | 1 | |
| (300A,0348) | Range Modulator Type | RangeModulatorType | CS | 1 | |
| (300A,034A) | Range Modulator Description | RangeModulatorDescription | LO | 1 | |
| (300A,034C) | Beam Current Modulation ID | BeamCurrentModulationID | SH | 1 | |
| (300A,0350) | Patient Support Type | PatientSupportType | CS | 1 | |
| (300A,0352) | Patient Support ID | PatientSupportID | SH | 1 | |
| (300A,0354) | Patient Support Accessory Code | PatientSupportAccessoryCode | LO | 1 | |
| (300A,0355) | Tray Accessory Code | TrayAccessoryCode | LO | 1 | |
| (300A,0356) | Fixation Light Azimuthal Angle | FixationLightAzimuthalAngle | FL | 1 | |
| (300A,0358) | Fixation Light Polar Angle | FixationLightPolarAngle | FL | 1 | |
| (300A,035A) | Meterset Rate | MetersetRate | FL | 1 | |
| (300A,0360) | Range Shifter Settings Sequence | RangeShifterSettingsSequence | SQ | 1 | |
| (300A,0362) | Range Shifter Setting | RangeShifterSetting | LO | 1 | |
| (300A,0364) | Isocenter to Range Shifter Distance | IsocenterToRangeShifterDistance | FL | 1 | |
| (300A,0366) | Range Shifter Water Equivalent Thickness | RangeShifterWaterEquivalentThickness | FL | 1 | |
| (300A,0370) | Lateral Spreading Device Settings Sequence | LateralSpreadingDeviceSettingsSequence | SQ | 1 | |
| (300A,0372) | Lateral Spreading Device Setting | LateralSpreadingDeviceSetting | LO | 1 | |
| (300A,0374) | Isocenter to Lateral Spreading Device Distance | IsocenterToLateralSpreadingDeviceDistance | FL | 1 | |
| (300A,0380) | Range Modulator Settings Sequence | RangeModulatorSettingsSequence | SQ | 1 | |
| (300A,0382) | Range Modulator Gating Start Value | RangeModulatorGatingStartValue | FL | 1 | |
| (300A,0384) | Range Modulator Gating Stop Value | RangeModulatorGatingStopValue | FL | 1 | |
| (300A,0386) | Range Modulator Gating Start Water Equivalent Thickness | RangeModulatorGatingStartWaterEquivalentThickness | FL | 1 | |
| (300A,0388) | Range Modulator Gating Stop Water Equivalent Thickness | RangeModulatorGatingStopWaterEquivalentThickness | FL | 1 | |
| (300A,038A) | Isocenter to Range Modulator Distance | IsocenterToRangeModulatorDistance | FL | 1 | |
| (300A,038F) | Scan Spot Time Offset | ScanSpotTimeOffset | FL | 1-n | |
| (300A,0390) | Scan Spot Tune ID | ScanSpotTuneID | SH | 1 | |
| (300A,0391) | Scan Spot Prescribed Indices | ScanSpotPrescribedIndices | IS | 1-n | |
| (300A,0392) | Number of Scan Spot Positions | NumberOfScanSpotPositions | IS | 1 | |
| (300A,0393) | Scan Spot Reordered | ScanSpotReordered | CS | 1 | |
| (300A,0394) | Scan Spot Position Map | ScanSpotPositionMap | FL | 1-n | |
| (300A,0395) | Scan Spot Reordering Allowed | ScanSpotReorderingAllowed | CS | 1 | |
| (300A,0396) | Scan Spot Meterset Weights | ScanSpotMetersetWeights | FL | 1-n | |
| (300A,0398) | Scanning Spot Size | ScanningSpotSize | FL | 2 | |
| (300A,0399) | Scan Spot Sizes Delivered | ScanSpotSizesDelivered | FL | 2-2n | |
| (300A,039A) | Number of Paintings | NumberOfPaintings | IS | 1 | |
| (300A,03A0) | Ion Tolerance Table Sequence | IonToleranceTableSequence | SQ | 1 | |

| Tag | Name | Keyword | VR | VM | |
|-------------|---|--|----|----|--|
| (300A,03A2) | Ion Beam Sequence | IonBeamSequence | SQ | 1 | |
| (300A,03A4) | Ion Beam Limiting Device Sequence | IonBeamLimitingDeviceSequence | SQ | 1 | |
| (300A,03A6) | Ion Block Sequence | IonBlockSequence | SQ | 1 | |
| (300A,03A8) | Ion Control Point Sequence | IonControlPointSequence | SQ | 1 | |
| (300A,03AA) | Ion Wedge Sequence | IonWedgeSequence | SQ | 1 | |
| (300A,03AC) | Ion Wedge Position Sequence | IonWedgePositionSequence | SQ | 1 | |
| (300A,0401) | Referenced Setup Image Sequence | ReferencedSetupImageSequence | SQ | 1 | |
| (300A,0402) | Setup Image Comment | SetupImageComment | ST | 1 | |
| (300A,0410) | Motion Synchronization Sequence | MotionSynchronizationSequence | SQ | 1 | |
| (300A,0412) | Control Point Orientation | ControlPointOrientation | FL | 3 | |
| (300A,0420) | General Accessory Sequence | GeneralAccessorySequence | SQ | 1 | |
| (300A,0421) | General Accessory ID | GeneralAccessoryID | SH | 1 | |
| (300A,0422) | General Accessory Description | GeneralAccessoryDescription | ST | 1 | |
| (300A,0423) | General Accessory Type | GeneralAccessoryType | CS | 1 | |
| (300A,0424) | General Accessory Number | GeneralAccessoryNumber | IS | 1 | |
| (300A,0425) | Source to General Accessory Distance | SourceToGeneralAccessoryDistance | FL | 1 | |
| (300A,0426) | Isocenter to General Accessory Distance | IsocenterToGeneralAccessoryDistance | DS | 1 | |
| (300A,0431) | Applicator Geometry Sequence | ApplicatorGeometrySequence | SQ | 1 | |
| (300A,0432) | Applicator Aperture Shape | ApplicatorApertureShape | CS | 1 | |
| (300A,0433) | Applicator Opening | ApplicatorOpening | FL | 1 | |
| (300A,0434) | Applicator Opening X | ApplicatorOpeningX | FL | 1 | |
| (300A,0435) | Applicator Opening Y | ApplicatorOpeningY | FL | 1 | |
| (300A,0436) | Source to Applicator Mounting Position Distance | SourceToApplicatorMountingPositionDistance | FL | 1 | |
| (300A,0440) | Number of Block Slab Items | NumberOfBlockSlabItems | IS | 1 | |
| (300A,0441) | Block Slab Sequence | BlockSlabSequence | SQ | 1 | |
| (300A,0442) | Block Slab Thickness | BlockSlabThickness | DS | 1 | |
| (300A,0443) | Block Slab Number | BlockSlabNumber | US | 1 | |
| (300A,0450) | Device Motion Control Sequence | DeviceMotionControlSequence | SQ | 1 | |
| (300A,0451) | Device Motion Execution Mode | DeviceMotionExecutionMode | CS | 1 | |
| (300A,0452) | Device Motion Observation Mode | DeviceMotionObservationMode | CS | 1 | |
| (300A,0453) | Device Motion Parameter Code Sequence | DeviceMotionParameterCodeSequence | SQ | 1 | |
| (300A,0501) | Distal Depth Fraction | DistalDepthFraction | FL | 1 | |
| (300A,0502) | Distal Depth | DistalDepth | FL | 1 | |
| (300A,0503) | Nominal Range Modulation Fractions | NominalRangeModulationFractions | FL | 2 | |
| (300A,0504) | Nominal Range Modulated Region Depths | NominalRangeModulatedRegionDepths | FL | 2 | |
| (300A,0505) | Depth Dose Parameters Sequence | DepthDoseParametersSequence | SQ | 1 | |

| Tag | Name | Keyword | VR | VM | |
|-------------|---|--|----|----|--|
| (300A,0506) | Delivered Depth Dose Parameters Sequence | DeliveredDepthDoseParametersSequence | SQ | 1 | |
| (300A,0507) | Delivered Distal Depth Fraction | DeliveredDistalDepthFraction | FL | 1 | |
| (300A,0508) | Delivered Distal Depth | DeliveredDistalDepth | FL | 1 | |
| (300A,0509) | Delivered Nominal Range Modulation Fractions | DeliveredNominalRangeModulationFractions | FL | 2 | |
| (300A,0510) | Delivered Nominal Range Modulated Region Depths | DeliveredNominalRangeModulatedRegionDepths | FL | 2 | |
| (300A,0511) | Delivered Reference Dose Definition | DeliveredReferenceDoseDefinition | CS | 1 | |
| (300A,0512) | Reference Dose Definition | ReferenceDoseDefinition | CS | 1 | |
| (300A,0600) | RT Control Point Index | RTControlPointIndex | US | 1 | |
| (300A,0601) | Radiation Generation Mode Index | RadiationGenerationModeIndex | US | 1 | |
| (300A,0602) | Referenced Defined Device Index | ReferencedDefinedDeviceIndex | US | 1 | |
| (300A,0603) | Radiation Dose Identification Index | RadiationDoseIdentificationIndex | US | 1 | |
| (300A,0604) | Number of RT Control Points | NumberOfRTControlPoints | US | 1 | |
| (300A,0605) | Referenced Radiation Generation Mode Index | ReferencedRadiationGenerationModeIndex | US | 1 | |
| (300A,0606) | Treatment Position Index | TreatmentPositionIndex | US | 1 | |
| (300A,0607) | Referenced Device Index | ReferencedDeviceIndex | US | 1 | |
| (300A,0608) | Treatment Position Group Label | TreatmentPositionGroupLabel | LO | 1 | |
| (300A,0609) | Treatment Position Group UID | TreatmentPositionGroupUID | UI | 1 | |
| (300A,060A) | Treatment Position Group Sequence | TreatmentPositionGroupSequence | SQ | 1 | |
| (300A,060B) | Referenced Treatment Position Index | ReferencedTreatmentPositionIndex | US | 1 | |
| (300A,060C) | Referenced Radiation Dose Identification Index | ReferencedRadiationDoseIdentificationIndex | US | 1 | |
| (300A,060D) | RT Accessory Holder Water-Equivalent Thickness | RTAccessoryHolderWaterEquivalentThickness | FD | 1 | |
| (300A,060E) | Referenced RT Accessory Holder Device Index | ReferencedRTAccessoryHolderDeviceIndex | US | 1 | |
| (300A,060F) | RT Accessory Holder Slot Existence Flag | RTAccessoryHolderSlotExistenceFlag | CS | 1 | |
| (300A,0610) | RT Accessory Holder Slot Sequence | RTAccessoryHolderSlotSequence | SQ | 1 | |
| (300A,0611) | RT Accessory Holder Slot ID | RTAccessoryHolderSlotID | LO | 1 | |
| (300A,0612) | RT Accessory Holder Slot Distance | RTAccessoryHolderSlotDistance | FD | 1 | |
| (300A,0613) | RT Accessory Slot Distance | RTAccessorySlotDistance | FD | 1 | |
| (300A,0614) | RT Accessory Holder Definition Sequence | RTAccessoryHolderDefinitionSequence | SQ | 1 | |
| (300A,0615) | RT Accessory Device Slot ID | RTAccessoryDeviceSlotID | LO | 1 | |
| (300A,0616) | RT Radiation Sequence | RTRadiationSequence | SQ | 1 | |
| (300A,0617) | Radiation Dose Sequence | RadiationDoseSequence | SQ | 1 | |

| Tag | Name | Keyword | VR | VM | |
|-------------|--|--|----|-----|--|
| (300A,0618) | Radiation Dose Identification Sequence | RadiationDoseIdentificationSequence | SQ | 1 | |
| (300A,0619) | Radiation Dose Identification Label | RadiationDoseIdentificationLabel | LO | 1 | |
| (300A,061A) | Reference Dose Type | ReferenceDoseType | CS | 1 | |
| (300A,061B) | Primary Dose Value Indicator | PrimaryDoseValueIndicator | CS | 1 | |
| (300A,061C) | Dose Values Sequence | DoseValuesSequence | SQ | 1 | |
| (300A,061D) | Dose Value Purpose | DoseValuePurpose | CS | 1-n | |
| (300A,061E) | Reference Dose Point Coordinates | ReferenceDosePointCoordinates | FD | 3 | |
| (300A,061F) | Radiation Dose Values Parameters Sequence | RadiationDoseValuesParametersSequence | SQ | 1 | |
| (300A,0620) | Meterset to Dose Mapping Sequence | MetersetToDoseMappingSequence | SQ | 1 | |
| (300A,0621) | Expected In-Vivo Measurement Values Sequence | ExpectedInVivoMeasurementValuesSequence | SQ | 1 | |
| (300A,0622) | Expected In-Vivo Measurement Value Index | ExpectedInVivoMeasurementValueIndex | US | 1 | |
| (300A,0623) | Radiation Dose In-Vivo Measurement Label | RadiationDoseInVivoMeasurementLabel | LO | 1 | |
| (300A,0624) | Radiation Dose Central Axis Displacement | RadiationDoseCentralAxisDisplacement | FD | 2 | |
| (300A,0625) | Radiation Dose Value | RadiationDoseValue | FD | 1 | |
| (300A,0626) | Radiation Dose Source to Skin Distance | RadiationDoseSourceToSkinDistance | FD | 1 | |
| (300A,0627) | Radiation Dose Measurement Point Coordinates | RadiationDoseMeasurementPointCoordinates | FD | 3 | |
| (300A,0628) | Radiation Dose Source to External Contour Distance | RadiationDoseSourceToExternalContourDistance | FD | 1 | |
| (300A,0629) | RT Tolerance Set Sequence | RTToleranceSetSequence | SQ | 1 | |
| (300A,062A) | RT Tolerance Set Label | RTToleranceSetLabel | LO | 1 | |
| (300A,062B) | Attribute Tolerance Values Sequence | AttributeToleranceValuesSequence | SQ | 1 | |
| (300A,062C) | Tolerance Value | ToleranceValue | FD | 1 | |
| (300A,062D) | Patient Support Position Tolerance Sequence | PatientSupportPositionToleranceSequence | SQ | 1 | |
| (300A,062E) | Treatment Time Limit | TreatmentTimeLimit | FD | 1 | |
| (300A,062F) | C-Arm Photon-Electron Control Point Sequence | CArmPhotonElectronControlPointSequence | SQ | 1 | |
| (300A,0630) | Referenced RT Radiation Sequence | ReferencedRTRadiationSequence | SQ | 1 | |
| (300A,0631) | Referenced RT Instance Sequence | ReferencedRTInstanceSequence | SQ | 1 | |
| (300A,0632) | Referenced RT Patient Setup Sequence | ReferencedRTPatientSetupSequence | SQ | 1 | |
| (300A,0634) | Source to Patient Surface Distance | SourceToPatientSurfaceDistance | FD | 1 | |
| (300A,0635) | Treatment Machine Special Mode Code Sequence | TreatmentMachineSpecialModeCodeSequence | SQ | 1 | |
| (300A,0636) | Intended Number of Fractions | IntendedNumberOfFractions | US | 1 | |
| (300A,0637) | RT Radiation Set Intent | RTRadiationSetIntent | CS | 1 | |

| Tag | Name | Keyword | VR | VM | |
|-------------|---|---|----|-----|--|
| (300A,0638) | RT Radiation Physical and Geometric Content Detail Flag | RTRadiationPhysicalAndGeometricContentDetailFlag | CS | 1 | |
| (300A,0639) | RT Record Flag | RTRecordFlag | CS | 1 | |
| (300A,063A) | Treatment Device Identification Sequence | TreatmentDeviceIdentificationSequence | SQ | 1 | |
| (300A,063B) | Referenced RT Physician Intent Sequence | ReferencedRTPhysicianIntentSequence | SQ | 1 | |
| (300A,063C) | Cumulative Meterset | CumulativeMeterset | FD | 1 | |
| (300A,063D) | Delivery Rate | DeliveryRate | FD | 1 | |
| (300A,063E) | Delivery Rate Unit Sequence | DeliveryRateUnitSequence | SQ | 1 | |
| (300A,063F) | Treatment Position Sequence | TreatmentPositionSequence | SQ | 1 | |
| (300A,0640) | Radiation Source-Axis Distance | RadiationSourceAxisDistance | FD | 1 | |
| (300A,0641) | Number of RT Beam Limiting Devices | NumberOfRTBeamLimitingDevices | US | 1 | |
| (300A,0642) | RT Beam Limiting Device Proximal Distance | RTBeamLimitingDeviceProximalDistance | FD | 1 | |
| (300A,0643) | RT Beam Limiting Device Distal Distance | RTBeamLimitingDeviceDistalDistance | FD | 1 | |
| (300A,0644) | Parallel RT Beam Delimiter Device Orientation Label Code Sequence | ParallelRTBeamDelimiterDeviceOrientationLabelCodeSequence | SQ | 1 | |
| (300A,0645) | Beam Modifier Orientation Angle | BeamModifierOrientationAngle | FD | 1 | |
| (300A,0646) | Fixed RT Beam Delimiter Device Sequence | FixedRTBeamDelimiterDeviceSequence | SQ | 1 | |
| (300A,0647) | Parallel RT Beam Delimiter Device Sequence | ParallelRTBeamDelimiterDeviceSequence | SQ | 1 | |
| (300A,0648) | Number of Parallel RT Beam Delimiters | NumberOfParallelRTBeamDelimiters | US | 1 | |
| (300A,0649) | Parallel RT Beam Delimiter Boundaries | ParallelRTBeamDelimiterBoundaries | FD | 2-n | |
| (300A,064A) | Parallel RT Beam Delimiter Positions | ParallelRTBeamDelimiterPositions | FD | 2-n | |
| (300A,064B) | RT Beam Limiting Device Offset | RTBeamLimitingDeviceOffset | FD | 2 | |
| (300A,064C) | RT Beam Delimiter Geometry Sequence | RTBeamDelimiterGeometrySequence | SQ | 1 | |
| (300A,064D) | RT Beam Limiting Device Definition Sequence | RTBeamLimitingDeviceDefinitionSequence | SQ | 1 | |
| (300A,064E) | Parallel RT Beam Delimiter Opening Mode | ParallelRTBeamDelimiterOpeningMode | CS | 1 | |
| (300A,064F) | Parallel RT Beam Delimiter Leaf Mounting Side | ParallelRTBeamDelimiterLeafMountingSide | CS | 1-n | |
| (300A,0650) | Patient Setup UID | PatientSetupUID | UI | 1 | |
| (300A,0651) | Wedge Definition Sequence | WedgeDefinitionSequence | SQ | 1 | |
| (300A,0652) | Radiation Beam Wedge Angle | RadiationBeamWedgeAngle | FD | 1 | |
| (300A,0653) | Radiation Beam Wedge Thin Edge Distance | RadiationBeamWedgeThinEdgeDistance | FD | 1 | |
| (300A,0654) | Radiation Beam Effective Wedge Angle | RadiationBeamEffectiveWedgeAngle | FD | 1 | |

| Tag | Name | Keyword | VR | VM | |
|-------------|---|---|----|----|--|
| (300A,0655) | Number of Wedge Positions | NumberOfWedgePositions | US | 1 | |
| (300A,0656) | RT Beam Limiting Device Opening Sequence | RTBeamLimitingDeviceOpeningSequence | SQ | 1 | |
| (300A,0657) | Number of RT Beam Limiting Device Openings | NumberOfRTBeamLimitingDeviceOpenings | US | 1 | |
| (300A,0658) | Radiation Dosimeter Unit Sequence | RadiationDosimeterUnitSequence | SQ | 1 | |
| (300A,0659) | RT Device Distance Reference Location Code Sequence | RTDeviceDistanceReferenceLocationCodeSequence | SQ | 1 | |
| (300A,065A) | Radiation Device Configuration and Commissioning Key Sequence | RadiationDeviceConfigurationAndCommissioningKeySequence | SQ | 1 | |
| (300A,065B) | Patient Support Position Parameter Sequence | PatientSupportPositionParameterSequence | SQ | 1 | |
| (300A,065C) | Patient Support Position Specification Method | PatientSupportPositionSpecificationMethod | CS | 1 | |
| (300A,065D) | Patient Support Position Device Parameter Sequence | PatientSupportPositionDeviceParameterSequence | SQ | 1 | |
| (300A,065E) | Device Order Index | DeviceOrderIndex | US | 1 | |
| (300A,065F) | Patient Support Position Parameter Order Index | PatientSupportPositionParameterOrderIndex | US | 1 | |
| (300A,0660) | Patient Support Position Device Tolerance Sequence | PatientSupportPositionDeviceToleranceSequence | SQ | 1 | |
| (300A,0661) | Patient Support Position Tolerance Order Index | PatientSupportPositionToleranceOrderIndex | US | 1 | |
| (300A,0662) | Compensator Definition Sequence | CompensatorDefinitionSequence | SQ | 1 | |
| (300A,0663) | Compensator Map Orientation | CompensatorMapOrientation | CS | 1 | |
| (300A,0664) | Compensator Proximal Thickness Map | CompensatorProximalThicknessMap | OF | 1 | |
| (300A,0665) | Compensator Distal Thickness Map | CompensatorDistalThicknessMap | OF | 1 | |
| (300A,0666) | Compensator Base Plane Offset | CompensatorBasePlaneOffset | FD | 1 | |
| (300A,0667) | Compensator Shape Fabrication Code Sequence | CompensatorShapeFabricationCodeSequence | SQ | 1 | |
| (300A,0668) | Compensator Shape Sequence | CompensatorShapeSequence | SQ | 1 | |
| (300A,0669) | Radiation Beam Compensator Milling Tool Diameter | RadiationBeamCompensatorMillingToolDiameter | FD | 1 | |
| (300A,066A) | Block Definition Sequence | BlockDefinitionSequence | SQ | 1 | |
| (300A,066B) | Block Edge Data | BlockEdgeData | OF | 1 | |
| (300A,066C) | Block Orientation | BlockOrientation | CS | 1 | |
| (300A,066D) | Radiation Beam Block Thickness | RadiationBeamBlockThickness | FD | 1 | |
| (300A,066E) | Radiation Beam Block Slab Thickness | RadiationBeamBlockSlabThickness | FD | 1 | |
| (300A,066F) | Block Edge Data Sequence | BlockEdgeDataSequence | SQ | 1 | |
| (300A,0670) | Number of RT Accessory Holders | NumberOfRTAccessoryHolders | US | 1 | |
| (300A,0671) | General Accessory Definition Sequence | GeneralAccessoryDefinitionSequence | SQ | 1 | |
| (300A,0672) | Number of General Accessories | NumberOfGeneralAccessories | US | 1 | |
| (300A,0673) | Bolus Definition Sequence | BolusDefinitionSequence | SQ | 1 | |

| Tag | Name | Keyword | VR | VM | |
|-------------|--|--|----|----|--|
| (300A,0674) | Number of Boluses | NumberOfBoluses | US | 1 | |
| (300A,0675) | Equipment Frame of Reference UID | EquipmentFrameOfReferenceUID | UI | 1 | |
| (300A,0676) | Equipment Frame of Reference Description | EquipmentFrameOfReferenceDescription | ST | 1 | |
| (300A,0677) | Equipment Reference Point Coordinates Sequence | EquipmentReferencePointCoordinatesSequence | SQ | 1 | |
| (300A,0678) | Equipment Reference Point Code Sequence | EquipmentReferencePointCodeSequence | SQ | 1 | |
| (300A,0679) | RT Beam Limiting Device Angle | RTBeamLimitingDeviceAngle | FD | 1 | |
| (300A,067A) | Source Roll Angle | SourceRollAngle | FD | 1 | |
| (300A,067B) | Radiation GenerationMode Sequence | RadiationGenerationModeSequence | SQ | 1 | |
| (300A,067C) | Radiation GenerationMode Label | RadiationGenerationModeLabel | SH | 1 | |
| (300A,067D) | Radiation GenerationMode Description | RadiationGenerationModeDescription | ST | 1 | |
| (300A,067E) | Radiation GenerationMode Machine Code Sequence | RadiationGenerationModeMachineCodeSequence | SQ | 1 | |
| (300A,067F) | Radiation Type Code Sequence | RadiationTypeCodeSequence | SQ | 1 | |
| (300A,0680) | Nominal Energy | NominalEnergy | DS | 1 | |
| (300A,0681) | Minimum Nominal Energy | MinimumNominalEnergy | DS | 1 | |
| (300A,0682) | Maximum Nominal Energy | MaximumNominalEnergy | DS | 1 | |
| (300A,0683) | Radiation Fluence Modifier Code Sequence | RadiationFluenceModifierCodeSequence | SQ | 1 | |
| (300A,0684) | Energy Unit Code Sequence | EnergyUnitCodeSequence | SQ | 1 | |
| (300A,0685) | Number of Radiation Generation Modes | NumberOfRadiationGenerationModes | US | 1 | |
| (300A,0686) | Patient Support Devices Sequence | PatientSupportDevicesSequence | SQ | 1 | |
| (300A,0687) | Number of Patient Support Devices | NumberOfPatientSupportDevices | US | 1 | |
| (300A,0688) | RT Beam Modifier Definition Distance | RTBeamModifierDefinitionDistance | FD | 1 | |
| (300A,0689) | Beam Area Limit Sequence | BeamAreaLimitSequence | SQ | 1 | |
| (300A,068A) | Referenced RT Prescription Sequence | ReferencedRTPrescriptionSequence | SQ | 1 | |
| (300A,0700) | Treatment Session UID | TreatmentSessionUID | UI | 1 | |
| (300A,0701) | RT Radiation Usage | RTRadiationUsage | CS | 1 | |
| (300A,0702) | Referenced RT Radiation Set Sequence | ReferencedRTRadiationSetSequence | SQ | 1 | |
| (300A,0703) | Referenced RT Radiation Record Sequence | ReferencedRTRadiationRecordSequence | SQ | 1 | |
| (300A,0704) | RT Radiation Set Delivery Number | RTRadiationSetDeliveryNumber | US | 1 | |
| (300A,0705) | Clinical Fraction Number | ClinicalFractionNumber | US | 1 | |
| (300A,0706) | RT Treatment Fraction Completion Status | RTTreatmentFractionCompletionStatus | CS | 1 | |
| (300A,0707) | RT Radiation Set Usage | RTRadiationSetUsage | CS | 1 | |

| Tag | Name | Keyword | VR | VM | |
|-------------|--|---|----|----|--|
| (300A,0708) | Treatment Delivery Continuation Flag | TreatmentDeliveryContinuationFlag | CS | 1 | |
| (300A,0709) | Treatment Record Content Origin | TreatmentRecordContentOrigin | CS | 1 | |
| (300A,0714) | RT Treatment Termination Status | RTTreatmentTerminationStatus | CS | 1 | |
| (300A,0715) | RT Treatment Termination Reason Code Sequence | RTTreatmentTerminationReasonCodeSequence | SQ | 1 | |
| (300A,0716) | Machine-Specific Treatment Termination Code Sequence | MachineSpecificTreatmentTerminationCodeSequence | SQ | 1 | |
| (300A,0722) | RT Radiation Salvage Record Control Point Sequence | RTRadiationSalvageRecordControlPointSequence | SQ | 1 | |
| (300A,0723) | Starting Meterset Value Known Flag | StartingMetersetValueKnownFlag | CS | 1 | |
| (300A,0730) | Treatment Termination Description | TreatmentTerminationDescription | ST | 1 | |
| (300A,0731) | Treatment Tolerance Violation Sequence | TreatmentToleranceViolationSequence | SQ | 1 | |
| (300A,0732) | Treatment Tolerance Violation Category | TreatmentToleranceViolationCategory | CS | 1 | |
| (300A,0733) | Treatment Tolerance Violation Attribute Sequence | TreatmentToleranceViolationAttributeSequence | SQ | 1 | |
| (300A,0734) | Treatment Tolerance Violation Description | TreatmentToleranceViolationDescription | ST | 1 | |
| (300A,0735) | Treatment Tolerance Violation Identification | TreatmentToleranceViolationIdentification | ST | 1 | |
| (300A,0736) | Treatment Tolerance Violation DateTime | TreatmentToleranceViolationDateTime | DT | 1 | |
| (300A,073A) | Recorded RT Control Point DateTime | RecordedRTControlPointDateTime | DT | 1 | |
| (300A,073B) | Referenced Radiation RT Control Point Index | ReferencedRadiationRTControlPointIndex | US | 1 | |
| (300A,073E) | Alternate Value Sequence | AlternateValueSequence | SQ | 1 | |
| (300A,073F) | Confirmation Sequence | ConfirmationSequence | SQ | 1 | |
| (300A,0740) | Interlock Sequence | InterlockSequence | SQ | 1 | |
| (300A,0741) | Interlock DateTime | InterlockDateTime | DT | 1 | |
| (300A,0742) | Interlock Description | InterlockDescription | ST | 1 | |
| (300A,0743) | Interlock Originating Device Sequence | InterlockOriginatingDeviceSequence | SQ | 1 | |
| (300A,0744) | Interlock Code Sequence | InterlockCodeSequence | SQ | 1 | |
| (300A,0745) | Interlock Resolution Code Sequence | InterlockResolutionCodeSequence | SQ | 1 | |
| (300A,0746) | Interlock Resolution User Sequence | InterlockResolutionUserSequence | SQ | 1 | |
| (300A,0760) | Override DateTime | OverrideDateTime | DT | 1 | |
| (300A,0761) | Treatment Tolerance Violation Type Code Sequence | TreatmentToleranceViolationTypeCodeSequence | SQ | 1 | |
| (300A,0762) | Treatment Tolerance Violation Cause Code Sequence | TreatmentToleranceViolationCauseCodeSequence | SQ | 1 | |
| (300A,0772) | Measured Meterset to Dose Mapping Sequence | MeasuredMetersetToDoseMappingSequence | SQ | 1 | |

| Tag | Name | Keyword | VR | VM | |
|-------------|---|---|----|----|-----|
| (300A,0773) | Referenced Expected In-Vivo Measurement Value Index | ReferencedExpectedInVivoMeasurementValueIndex | US | 1 | |
| (300A,0774) | Dose Measurement Device Code Sequence | DoseMeasurementDeviceCodeSequence | SQ | 1 | |
| (300A,0780) | Additional Parameter Recording Instance Sequence | AdditionalParameterRecordingInstanceSequence | SQ | 1 | |
| (300A,0782) | | | US | 1 | RET |
| (300A,0783) | Interlock Origin Description | InterlockOriginDescription | ST | 1 | |
| (300C,0002) | Referenced RT Plan Sequence | ReferencedRTPlanSequence | SQ | 1 | |
| (300C,0004) | Referenced Beam Sequence | ReferencedBeamSequence | SQ | 1 | |
| (300C,0006) | Referenced Beam Number | ReferencedBeamNumber | IS | 1 | |
| (300C,0007) | Referenced Reference Image Number | ReferencedReferenceImageNumber | IS | 1 | |
| (300C,0008) | Start Cumulative Meterset Weight | StartCumulativeMetersetWeight | DS | 1 | |
| (300C,0009) | End Cumulative Meterset Weight | EndCumulativeMetersetWeight | DS | 1 | |
| (300C,000A) | Referenced Brachy Application Setup Sequence | ReferencedBrachyApplicationSetupSequence | SQ | 1 | |
| (300C,000C) | Referenced Brachy Application Setup Number | ReferencedBrachyApplicationSetupNumber | IS | 1 | |
| (300C,000E) | Referenced Source Number | ReferencedSourceNumber | IS | 1 | |
| (300C,0020) | Referenced Fraction Group Sequence | ReferencedFractionGroupSequence | SQ | 1 | |
| (300C,0022) | Referenced Fraction Group Number | ReferencedFractionGroupNumber | IS | 1 | |
| (300C,0040) | Referenced Verification Image Sequence | ReferencedVerificationImageSequence | SQ | 1 | |
| (300C,0042) | Referenced Reference Image Sequence | ReferencedReferenceImageSequence | SQ | 1 | |
| (300C,0050) | Referenced Dose Reference Sequence | ReferencedDoseReferenceSequence | SQ | 1 | |
| (300C,0051) | Referenced Dose Reference Number | ReferencedDoseReferenceNumber | IS | 1 | |
| (300C,0055) | Brachy Referenced Dose Reference Sequence | BrachyReferencedDoseReferenceSequence | SQ | 1 | |
| (300C,0060) | Referenced Structure Set Sequence | ReferencedStructureSetSequence | SQ | 1 | |
| (300C,006A) | Referenced Patient Setup Number | ReferencedPatientSetupNumber | IS | 1 | |
| (300C,0080) | Referenced Dose Sequence | ReferencedDoseSequence | SQ | 1 | |
| (300C,00A0) | Referenced Tolerance Table Number | ReferencedToleranceTableNumber | IS | 1 | |
| (300C,00B0) | Referenced Bolus Sequence | ReferencedBolusSequence | SQ | 1 | |
| (300C,00C0) | Referenced Wedge Number | ReferencedWedgeNumber | IS | 1 | |
| (300C,00D0) | Referenced Compensator Number | ReferencedCompensatorNumber | IS | 1 | |
| (300C,00E0) | Referenced Block Number | ReferencedBlockNumber | IS | 1 | |
| (300C,00F0) | Referenced Control Point Index | ReferencedControlPointIndex | IS | 1 | |
| (300C,00F2) | Referenced Control Point Sequence | ReferencedControlPointSequence | SQ | 1 | |

| Tag | Name | Keyword | VR | VM | |
|-------------|--|---|----|----|--|
| (300C,00F4) | Referenced Start Control Point Index | ReferencedStartControlPointIndex | IS | 1 | |
| (300C,00F6) | Referenced Stop Control Point Index | ReferencedStopControlPointIndex | IS | 1 | |
| (300C,0100) | Referenced Range Shifter Number | ReferencedRangeShifterNumber | IS | 1 | |
| (300C,0102) | Referenced Lateral Spreading Device Number | ReferencedLateralSpreadingDeviceNumber | IS | 1 | |
| (300C,0104) | Referenced Range Modulator Number | ReferencedRangeModulatorNumber | IS | 1 | |
| (300C,0111) | Omitted Beam Task Sequence | OmittedBeamTaskSequence | SQ | 1 | |
| (300C,0112) | Reason for Omission | ReasonForOmission | CS | 1 | |
| (300C,0113) | Reason for Omission Description | ReasonForOmissionDescription | LO | 1 | |
| (300E,0002) | Approval Status | ApprovalStatus | CS | 1 | |
| (300E,0004) | Review Date | ReviewDate | DA | 1 | |
| (300E,0005) | Review Time | ReviewTime | TM | 1 | |
| (300E,0008) | Reviewer Name | ReviewerName | PN | 1 | |
| (3010,0001) | Radiobiological Dose Effect Sequence | RadiobiologicalDoseEffectSequence | SQ | 1 | |
| (3010,0002) | Radiobiological Dose Effect Flag | RadiobiologicalDoseEffectFlag | CS | 1 | |
| (3010,0003) | Effective Dose Calculation Method Category Code Sequence | EffectiveDoseCalculationMethodCategoryCodeSequence | SQ | 1 | |
| (3010,0004) | Effective Dose Calculation Method Code Sequence | EffectiveDoseCalculationMethodCodeSequence | SQ | 1 | |
| (3010,0005) | Effective Dose Calculation Method Description | EffectiveDoseCalculationMethodDescription | LO | 1 | |
| (3010,0006) | Conceptual Volume UID | ConceptualVolumeUID | UI | 1 | |
| (3010,0007) | Originating SOP Instance Reference Sequence | OriginatingSOPInstanceReferenceSequence | SQ | 1 | |
| (3010,0008) | Conceptual Volume Constituent Sequence | ConceptualVolumeConstituentSequence | SQ | 1 | |
| (3010,0009) | Equivalent Conceptual Volume Instance Reference Sequence | EquivalentConceptualVolumeInstanceReferenceSequence | SQ | 1 | |
| (3010,000A) | Equivalent Conceptual Volumes Sequence | EquivalentConceptualVolumesSequence | SQ | 1 | |
| (3010,000B) | Referenced Conceptual Volume UID | ReferencedConceptualVolumeUID | UI | 1 | |
| (3010,000C) | Conceptual Volume Combination Expression | ConceptualVolumeCombinationExpression | UT | 1 | |
| (3010,000D) | Conceptual Volume Constituent Index | ConceptualVolumeConstituentIndex | US | 1 | |
| (3010,000E) | Conceptual Volume Combination Flag | ConceptualVolumeCombinationFlag | CS | 1 | |
| (3010,000F) | Conceptual Volume Combination Description | ConceptualVolumeCombinationDescription | ST | 1 | |
| (3010,0010) | Conceptual Volume Segmentation Defined Flag | ConceptualVolumeSegmentationDefinedFlag | CS | 1 | |

| Tag | Name | Keyword | VR | VM | |
|-------------|---|--|----|----|--|
| (3010,0011) | Conceptual Volume Segmentation Reference Sequence | ConceptualVolumeSegmentationReferenceSequence | SQ | 1 | |
| (3010,0012) | Conceptual Volume Constituent Segmentation Reference Sequence | ConceptualVolumeConstituentSegmentationReferenceSequence | SQ | 1 | |
| (3010,0013) | Constituent Conceptual Volume UID | ConstituentConceptualVolumeUID | UI | 1 | |
| (3010,0014) | Derivation Conceptual Volume Sequence | DerivationConceptualVolumeSequence | SQ | 1 | |
| (3010,0015) | Source Conceptual Volume UID | SourceConceptualVolumeUID | UI | 1 | |
| (3010,0016) | Conceptual Volume Derivation Algorithm Sequence | ConceptualVolumeDerivationAlgorithmSequence | SQ | 1 | |
| (3010,0017) | Conceptual Volume Description | ConceptualVolumeDescription | ST | 1 | |
| (3010,0018) | Source Conceptual Volume Sequence | SourceConceptualVolumeSequence | SQ | 1 | |
| (3010,0019) | Author Identification Sequence | AuthorIdentificationSequence | SQ | 1 | |
| (3010,001A) | Manufacturer's Model Version | ManufacturerModelVersion | LO | 1 | |
| (3010,001B) | Device Alternate Identifier | DeviceAlternatIdentifier | UC | 1 | |
| (3010,001C) | Device Alternate Identifier Type | DeviceAlternatIdentifierType | CS | 1 | |
| (3010,001D) | Device Alternate Identifier Format | DeviceAlternatIdentifierFormat | LT | 1 | |
| (3010,001E) | Segmentation Creation Template Label | SegmentationCreationTemplateLabel | LO | 1 | |
| (3010,001F) | Segmentation Template UID | SegmentationTemplateUID | UI | 1 | |
| (3010,0020) | Referenced Segment Reference Index | ReferencedSegmentReferenceIndex | US | 1 | |
| (3010,0021) | Segment Reference Sequence | SegmentReferenceSequence | SQ | 1 | |
| (3010,0022) | Segment Reference Index | SegmentReferenceIndex | US | 1 | |
| (3010,0023) | Direct Segment Reference Sequence | DirectSegmentReferenceSequence | SQ | 1 | |
| (3010,0024) | Combination Segment Reference Sequence | CombinationSegmentReferenceSequence | SQ | 1 | |
| (3010,0025) | Conceptual Volume Sequence | ConceptualVolumeSequence | SQ | 1 | |
| (3010,0026) | Segmented RT Accessory Device Sequence | SegmentedRTAccessoryDeviceSequence | SQ | 1 | |
| (3010,0027) | Segment Characteristics Sequence | SegmentCharacteristicsSequence | SQ | 1 | |
| (3010,0028) | Related Segment Characteristics Sequence | RelatedSegmentCharacteristicsSequence | SQ | 1 | |
| (3010,0029) | Segment Characteristics Precedence | SegmentCharacteristicsPrecedence | US | 1 | |
| (3010,002A) | RT Segment Annotation Sequence | RTSegmentAnnotationSequence | SQ | 1 | |
| (3010,002B) | Segment Annotation Category Code Sequence | SegmentAnnotationCategoryCodeSequence | SQ | 1 | |
| (3010,002C) | Segment Annotation Type Code Sequence | SegmentAnnotationTypeCodeSequence | SQ | 1 | |
| (3010,002D) | Device Label | DeviceLabel | LO | 1 | |
| (3010,002E) | Device Type Code Sequence | DeviceTypeCodeSequence | SQ | 1 | |
| (3010,002F) | Segment Annotation Type Modifier Code Sequence | SegmentAnnotationTypeModifierCodeSequence | SQ | 1 | |

| Tag | Name | Keyword | VR | VM | |
|-------------|---|---|----|-----|--|
| (3010,0030) | Patient Equipment Relationship Code Sequence | PatientEquipmentRelationshipCodeSequence | SQ | 1 | |
| (3010,0031) | Referenced Fiducials UID | ReferencedFiducialsUID | UI | 1 | |
| (3010,0032) | Patient Treatment Orientation Sequence | PatientTreatmentOrientationSequence | SQ | 1 | |
| (3010,0033) | User Content Label | UserContentLabel | SH | 1 | |
| (3010,0034) | User Content Long Label | UserContentLongLabel | LO | 1 | |
| (3010,0035) | Entity Label | EntityLabel | SH | 1 | |
| (3010,0036) | Entity Name | EntityName | LO | 1 | |
| (3010,0037) | Entity Description | EntityDescription | ST | 1 | |
| (3010,0038) | Entity Long Label | EntityLongLabel | LO | 1 | |
| (3010,0039) | Device Index | DeviceIndex | US | 1 | |
| (3010,003A) | RT Treatment Phase Index | RTTreatmentPhaseIndex | US | 1 | |
| (3010,003B) | RT Treatment Phase UID | RTTreatmentPhaseUID | UI | 1 | |
| (3010,003C) | RT Prescription Index | RTPrescriptionIndex | US | 1 | |
| (3010,003D) | RT Segment Annotation Index | RTSegmentAnnotationIndex | US | 1 | |
| (3010,003E) | Basis RT Treatment Phase Index | BasisRTTreatmentPhaseIndex | US | 1 | |
| (3010,003F) | Related RT Treatment Phase Index | RelatedRTTreatmentPhaseIndex | US | 1 | |
| (3010,0040) | Referenced RT Treatment Phase Index | ReferencedRTTreatmentPhaseIndex | US | 1 | |
| (3010,0041) | Referenced RT Prescription Index | ReferencedRTPrescriptionIndex | US | 1 | |
| (3010,0042) | Referenced Parent RT Prescription Index | ReferencedParentRTPrescriptionIndex | US | 1 | |
| (3010,0043) | Manufacturer's Device Identifier | ManufacturerDeviceIdentifier | ST | 1 | |
| (3010,0044) | Instance-Level Referenced Performed Procedure Step Sequence | InstanceLevelReferencedPerformedProcedureStepSequence | SQ | 1 | |
| (3010,0045) | RT Treatment Phase Intent Presence Flag | RTTreatmentPhaseIntentPresenceFlag | CS | 1 | |
| (3010,0046) | Radiotherapy Treatment Type | RadiotherapyTreatmentType | CS | 1 | |
| (3010,0047) | Teletherapy Radiation Type | TeletherapyRadiationType | CS | 1-n | |
| (3010,0048) | Brachytherapy Source Type | BrachytherapySourceType | CS | 1-n | |
| (3010,0049) | Referenced RT Treatment Phase Sequence | ReferencedRTTreatmentPhaseSequence | SQ | 1 | |
| (3010,004A) | Referenced Direct Segment Instance Sequence | ReferencedDirectSegmentInstanceSequence | SQ | 1 | |
| (3010,004B) | Intended RT Treatment Phase Sequence | IntendedRTTreatmentPhaseSequence | SQ | 1 | |
| (3010,004C) | Intended Phase Start Date | IntendedPhaseStartDate | DA | 1 | |
| (3010,004D) | Intended Phase End Date | IntendedPhaseEndDate | DA | 1 | |
| (3010,004E) | RT Treatment Phase Interval Sequence | RTTreatmentPhaseIntervalSequence | SQ | 1 | |
| (3010,004F) | Temporal Relationship Interval Anchor | TemporalRelationshipIntervalAnchor | CS | 1 | |
| (3010,0050) | Minimum Number of Interval Days | MinimumNumberOfIntervalDays | FD | 1 | |

| Tag | Name | Keyword | VR | VM | |
|-------------|---|--|----|-----|--|
| (3010,0051) | Maximum Number of Interval Days | MaximumNumberOfIntervalDays | FD | 1 | |
| (3010,0052) | Pertinent SOP Classes in Study | PertinentSOPClassesInStudy | UI | 1-n | |
| (3010,0053) | Pertinent SOP Classes in Series | PertinentSOPClassesInSeries | UI | 1-n | |
| (3010,0054) | RT Prescription Label | RTPrescriptionLabel | LO | 1 | |
| (3010,0055) | RT Physician Intent Predecessor Sequence | RTPhysicianIntentPredecessorSequence | SQ | 1 | |
| (3010,0056) | RT Treatment Approach Label | RTTreatmentApproachLabel | LO | 1 | |
| (3010,0057) | RT Physician Intent Sequence | RTPhysicianIntentSequence | SQ | 1 | |
| (3010,0058) | RT Physician Intent Index | RTPhysicianIntentIndex | US | 1 | |
| (3010,0059) | RT Treatment Intent Type | RTTreatmentIntentType | CS | 1 | |
| (3010,005A) | RT Physician Intent Narrative | RTPhysicianIntentNarrative | UT | 1 | |
| (3010,005B) | RT Protocol Code Sequence | RTProtocolCodeSequence | SQ | 1 | |
| (3010,005C) | Reason for Superseding | ReasonForSuperseding | ST | 1 | |
| (3010,005D) | RT Diagnosis Code Sequence | RTDiagnosisCodeSequence | SQ | 1 | |
| (3010,005E) | Referenced RT Physician Intent Index | ReferencedRTPhysicianIntentIndex | US | 1 | |
| (3010,005F) | RT Physician Intent Input Instance Sequence | RTPhysicianIntentInputInstanceSequence | SQ | 1 | |
| (3010,0060) | RT Anatomic Prescription Sequence | RTAnatomicPrescriptionSequence | SQ | 1 | |
| (3010,0061) | Prior Treatment Dose Description | PriorTreatmentDoseDescription | UT | 1 | |
| (3010,0062) | Prior Treatment Reference Sequence | PriorTreatmentReferenceSequence | SQ | 1 | |
| (3010,0063) | Dosimetric Objective Evaluation Scope | DosimetricObjectiveEvaluationScope | CS | 1 | |
| (3010,0064) | Therapeutic Role Category Code Sequence | TherapeuticRoleCategoryCodeSequence | SQ | 1 | |
| (3010,0065) | Therapeutic Role Type Code Sequence | TherapeuticRoleTypeCodeSequence | SQ | 1 | |
| (3010,0066) | Conceptual Volume Optimization Precedence | ConceptualVolumeOptimizationPrecedence | US | 1 | |
| (3010,0067) | Conceptual Volume Category Code Sequence | ConceptualVolumeCategoryCodeSequence | SQ | 1 | |
| (3010,0068) | Conceptual Volume Blocking Constraint | ConceptualVolumeBlockingConstraint | CS | 1 | |
| (3010,0069) | Conceptual Volume Type Code Sequence | ConceptualVolumeTypeCodeSequence | SQ | 1 | |
| (3010,006A) | Conceptual Volume Type Modifier Code Sequence | ConceptualVolumeTypeModifierCodeSequence | SQ | 1 | |
| (3010,006B) | RT Prescription Sequence | RTPrescriptionSequence | SQ | 1 | |
| (3010,006C) | Dosimetric Objective Sequence | DosimetricObjectiveSequence | SQ | 1 | |
| (3010,006D) | Dosimetric Objective Type Code Sequence | DosimetricObjectiveTypeCodeSequence | SQ | 1 | |
| (3010,006E) | Dosimetric Objective UID | DosimetricObjectiveUID | UI | 1 | |
| (3010,006F) | Referenced Dosimetric Objective UID | ReferencedDosimetricObjectiveUID | UI | 1 | |

| Tag | Name | Keyword | VR | VM | |
|-------------|--|---|----|-----|--|
| (3010,0070) | Dosimetric Objective Parameter Sequence | DosimetricObjectiveParameterSequence | SQ | 1 | |
| (3010,0071) | Referenced Dosimetric Objectives Sequence | ReferencedDosimetricObjectivesSequence | SQ | 1 | |
| (3010,0073) | Absolute Dosimetric Objective Flag | AbsoluteDosimetricObjectiveFlag | CS | 1 | |
| (3010,0074) | Dosimetric Objective Weight | DosimetricObjectiveWeight | FD | 1 | |
| (3010,0075) | Dosimetric Objective Purpose | DosimetricObjectivePurpose | CS | 1 | |
| (3010,0076) | Planning Input Information Sequence | PlanningInputInformationSequence | SQ | 1 | |
| (3010,0077) | Treatment Site | TreatmentSite | LO | 1 | |
| (3010,0078) | Treatment Site Code Sequence | TreatmentSiteCodeSequence | SQ | 1 | |
| (3010,0079) | Fraction Pattern Sequence | FractionPatternSequence | SQ | 1 | |
| (3010,007A) | Treatment Technique Notes | TreatmentTechniqueNotes | UT | 1 | |
| (3010,007B) | Prescription Notes | PrescriptionNotes | UT | 1 | |
| (3010,007C) | Number of Interval Fractions | NumberOfIntervalFractions | IS | 1 | |
| (3010,007D) | Number of Fractions | NumberOfFractions | US | 1 | |
| (3010,007E) | Intended Delivery Duration | IntendedDeliveryDuration | US | 1 | |
| (3010,007F) | Fractionation Notes | FractionationNotes | UT | 1 | |
| (3010,0080) | RT Treatment Technique Code Sequence | RTTreatmentTechniqueCodeSequence | SQ | 1 | |
| (3010,0081) | Prescription Notes Sequence | PrescriptionNotesSequence | SQ | 1 | |
| (3010,0082) | Fraction-Based Relationship Sequence | FractionBasedRelationshipSequence | SQ | 1 | |
| (3010,0083) | Fraction-Based Relationship Interval Anchor | FractionBasedRelationshipIntervalAnchor | CS | 1 | |
| (3010,0084) | Minimum Hours between Fractions | MinimumHoursBetweenFractions | FD | 1 | |
| (3010,0085) | Intended Fraction Start Time | IntendedFractionStartTime | TM | 1-n | |
| (3010,0086) | Intended Start Day of Week | IntendedStartDayOfWeek | LT | 1 | |
| (3010,0087) | Weekday Fraction Pattern Sequence | WeekdayFractionPatternSequence | SQ | 1 | |
| (3010,0088) | Delivery Time Structure Code Sequence | DeliveryTimeStructureCodeSequence | SQ | 1 | |
| (3010,0089) | Treatment Site Modifier Code Sequence | TreatmentSiteModifierCodeSequence | SQ | 1 | |
| (3010,0090) | Robotic Base Location Indicator | RoboticBaseLocationIndicator | CS | 1 | |
| (3010,0091) | Robotic Path Node Set Code Sequence | RoboticPathNodeSetCodeSequence | SQ | 1 | |
| (3010,0092) | Robotic Node Identifier | RoboticNodeIdentifier | UL | 1 | |
| (3010,0093) | RT Treatment Source Coordinates | RTTreatmentSourceCoordinates | FD | 3 | |
| (3010,0094) | Radiation Source Coordinate System Yaw Angle | RadiationSourceCoordinateSystemYawAngle | FD | 1 | |
| (3010,0095) | Radiation Source Coordinate System Roll Angle | RadiationSourceCoordinateSystemRollAngle | FD | 1 | |
| (3010,0096) | Radiation Source Coordinate System Pitch Angle | RadiationSourceCoordinateSystemPitchAngle | FD | 1 | |

| Tag | Name | Keyword | VR | VM | |
|-------------|---|---|----|-----|------------|
| (3010,0097) | Robotic Path Control Point Sequence | RoboticPathControlPointSequence | SQ | 1 | |
| (3010,0098) | Tomotherapeutic Control Point Sequence | TomotherapeuticControlPointSequence | SQ | 1 | |
| (3010,0099) | Tomotherapeutic Leaf Open Durations | TomotherapeuticLeafOpenDurations | FD | 1-n | |
| (3010,009A) | Tomotherapeutic Leaf Initial Closed Durations | TomotherapeuticLeafInitialClosedDurations | FD | 1-n | |
| (4000,0010) | Arbitrary | Arbitrary | LT | 1 | RET |
| (4000,4000) | Text Comments | TextComments | LT | 1 | RET |
| (4008,0040) | Results ID | ResultsID | SH | 1 | RET (2004) |
| (4008,0042) | Results ID Issuer | ResultsIDIssuer | LO | 1 | RET (2004) |
| (4008,0050) | Referenced Interpretation Sequence | ReferencedInterpretationSequence | SQ | 1 | RET (2004) |
| (4008,00FF) | Report Production Status (Trial) | ReportProductionStatusTrial | CS | 1 | RET (2009) |
| (4008,0100) | Interpretation Recorded Date | InterpretationRecordedDate | DA | 1 | RET (2004) |
| (4008,0101) | Interpretation Recorded Time | InterpretationRecordedTime | TM | 1 | RET (2004) |
| (4008,0102) | Interpretation Recorder | InterpretationRecorder | PN | 1 | RET (2004) |
| (4008,0103) | Reference to Recorded Sound | ReferenceToRecordedSound | LO | 1 | RET (2004) |
| (4008,0108) | Interpretation Transcription Date | InterpretationTranscriptionDate | DA | 1 | RET (2004) |
| (4008,0109) | Interpretation Transcription Time | InterpretationTranscriptionTime | TM | 1 | RET (2004) |
| (4008,010A) | Interpretation Transcriber | InterpretationTranscriber | PN | 1 | RET (2004) |
| (4008,010B) | Interpretation Text | InterpretationText | ST | 1 | RET (2004) |
| (4008,010C) | Interpretation Author | InterpretationAuthor | PN | 1 | RET (2004) |
| (4008,0111) | Interpretation Approver Sequence | InterpretationApproverSequence | SQ | 1 | RET (2004) |
| (4008,0112) | Interpretation Approval Date | InterpretationApprovalDate | DA | 1 | RET (2004) |
| (4008,0113) | Interpretation Approval Time | InterpretationApprovalTime | TM | 1 | RET (2004) |
| (4008,0114) | Physician Approving Interpretation | PhysicianApprovingInterpretation | PN | 1 | RET (2004) |
| (4008,0115) | Interpretation Diagnosis Description | InterpretationDiagnosisDescription | LT | 1 | RET (2004) |
| (4008,0117) | Interpretation Diagnosis Code Sequence | InterpretationDiagnosisCodeSequence | SQ | 1 | RET (2004) |

| Tag | Name | Keyword | VR | VM | |
|-------------|------------------------------------|---------------------------------|----|-----|------------|
| (4008,0118) | Results Distribution List Sequence | ResultsDistributionListSequence | SQ | 1 | RET (2004) |
| (4008,0119) | Distribution Name | DistributionName | PN | 1 | RET (2004) |
| (4008,011A) | Distribution Address | DistributionAddress | LO | 1 | RET (2004) |
| (4008,0200) | Interpretation ID | InterpretationID | SH | 1 | RET (2004) |
| (4008,0202) | Interpretation ID Issuer | InterpretationIDIssuer | LO | 1 | RET (2004) |
| (4008,0210) | Interpretation Type ID | InterpretationTypeID | CS | 1 | RET (2004) |
| (4008,0212) | Interpretation Status ID | InterpretationStatusID | CS | 1 | RET (2004) |
| (4008,0300) | Impressions | Impressions | ST | 1 | RET (2004) |
| (4008,4000) | Results Comments | ResultsComments | ST | 1 | RET (2004) |
| (4010,0001) | Low Energy Detectors | LowEnergyDetectors | CS | 1 | DICOS |
| (4010,0002) | High Energy Detectors | HighEnergyDetectors | CS | 1 | DICOS |
| (4010,0004) | Detector Geometry Sequence | DetectorGeometrySequence | SQ | 1 | DICOS |
| (4010,1001) | Threat ROI Voxel Sequence | ThreatROIVoxelSequence | SQ | 1 | DICOS |
| (4010,1004) | Threat ROI Base | ThreatROIBase | FL | 3 | DICOS |
| (4010,1005) | Threat ROI Extents | ThreatROIExtents | FL | 3 | DICOS |
| (4010,1006) | Threat ROI Bitmap | ThreatROIBitmap | OB | 1 | DICOS |
| (4010,1007) | Route Segment ID | RouteSegmentID | SH | 1 | DICOS |
| (4010,1008) | Gantry Type | GantryType | CS | 1 | DICOS |
| (4010,1009) | OOI Owner Type | OOIOwnerType | CS | 1 | DICOS |
| (4010,100A) | Route Segment Sequence | RouteSegmentSequence | SQ | 1 | DICOS |
| (4010,1010) | Potential Threat Object ID | PotentialThreatObjectID | US | 1 | DICOS |
| (4010,1011) | Threat Sequence | ThreatSequence | SQ | 1 | DICOS |
| (4010,1012) | Threat Category | ThreatCategory | CS | 1 | DICOS |
| (4010,1013) | Threat Category Description | ThreatCategoryDescription | LT | 1 | DICOS |
| (4010,1014) | ATD Ability Assessment | ATDAbilityAssessment | CS | 1 | DICOS |
| (4010,1015) | ATD Assessment Flag | ATDAssessmentFlag | CS | 1 | DICOS |
| (4010,1016) | ATD Assessment Probability | ATDAssessmentProbability | FL | 1 | DICOS |
| (4010,1017) | Mass | Mass | FL | 1 | DICOS |
| (4010,1018) | Density | Density | FL | 1 | DICOS |
| (4010,1019) | Z Effective | ZEeffective | FL | 1 | DICOS |
| (4010,101A) | Boarding Pass ID | BoardingPassID | SH | 1 | DICOS |
| (4010,101B) | Center of Mass | CenterOfMass | FL | 3 | DICOS |
| (4010,101C) | Center of PTO | CenterOfPTO | FL | 3 | DICOS |
| (4010,101D) | Bounding Polygon | BoundingPolygon | FL | 6-n | DICOS |
| (4010,101E) | Route Segment Start Location ID | RouteSegmentStartLocationID | SH | 1 | DICOS |

| Tag | Name | Keyword | VR | VM | |
|-------------|--|------------------------------------|----|-----|-------|
| (4010,101F) | Route Segment End Location ID | RouteSegmentEndLocationID | SH | 1 | DICOS |
| (4010,1020) | Route Segment Location ID Type | RouteSegmentLocationIDType | CS | 1 | DICOS |
| (4010,1021) | Abort Reason | AbortReason | CS | 1-n | DICOS |
| (4010,1023) | Volume of PTO | VolumeOfPTO | FL | 1 | DICOS |
| (4010,1024) | Abort Flag | AbortFlag | CS | 1 | DICOS |
| (4010,1025) | Route Segment Start Time | RouteSegmentStartTime | DT | 1 | DICOS |
| (4010,1026) | Route Segment End Time | RouteSegmentEndTime | DT | 1 | DICOS |
| (4010,1027) | TDR Type | TDRTType | CS | 1 | DICOS |
| (4010,1028) | International Route Segment | InternationalRouteSegment | CS | 1 | DICOS |
| (4010,1029) | Threat Detection Algorithm and Version | ThreatDetectionAlgorithmAndVersion | LO | 1-n | DICOS |
| (4010,102A) | Assigned Location | AssignedLocation | SH | 1 | DICOS |
| (4010,102B) | Alarm Decision Time | AlarmDecisionTime | DT | 1 | DICOS |
| (4010,1031) | Alarm Decision | AlarmDecision | CS | 1 | DICOS |
| (4010,1033) | Number of Total Objects | NumberOfTotalObjects | US | 1 | DICOS |
| (4010,1034) | Number of Alarm Objects | NumberOfAlarmObjects | US | 1 | DICOS |
| (4010,1037) | PTO Representation Sequence | PTORepresentationSequence | SQ | 1 | DICOS |
| (4010,1038) | ATD Assessment Sequence | ATDAssessmentSequence | SQ | 1 | DICOS |
| (4010,1039) | TIP Type | TIPTType | CS | 1 | DICOS |
| (4010,103A) | DICOS Version | DICOSVersion | CS | 1 | DICOS |
| (4010,1041) | OOI Owner Creation Time | OOIOwnerCreationTime | DT | 1 | DICOS |
| (4010,1042) | OOI Type | OOIType | CS | 1 | DICOS |
| (4010,1043) | OOI Size | OOISize | FL | 3 | DICOS |
| (4010,1044) | Acquisition Status | AcquisitionStatus | CS | 1 | DICOS |
| (4010,1045) | Basis Materials Code Sequence | BasisMaterialsCodeSequence | SQ | 1 | DICOS |
| (4010,1046) | Phantom Type | PhantomType | CS | 1 | DICOS |
| (4010,1047) | OOI Owner Sequence | OOIOwnerSequence | SQ | 1 | DICOS |
| (4010,1048) | Scan Type | ScanType | CS | 1 | DICOS |
| (4010,1051) | Itinerary ID | ItineraryID | LO | 1 | DICOS |
| (4010,1052) | Itinerary ID Type | ItineraryIDType | SH | 1 | DICOS |
| (4010,1053) | Itinerary ID Assigning Authority | ItineraryIDAssigningAuthority | LO | 1 | DICOS |
| (4010,1054) | Route ID | RouteID | SH | 1 | DICOS |
| (4010,1055) | Route ID Assigning Authority | RouteIDAssigningAuthority | SH | 1 | DICOS |
| (4010,1056) | Inbound Arrival Type | InboundArrivalType | CS | 1 | DICOS |
| (4010,1058) | Carrier ID | CarrierID | SH | 1 | DICOS |
| (4010,1059) | Carrier ID Assigning Authority | CarrierIDAssigningAuthority | CS | 1 | DICOS |
| (4010,1060) | Source Orientation | SourceOrientation | FL | 3 | DICOS |
| (4010,1061) | Source Position | SourcePosition | FL | 3 | DICOS |
| (4010,1062) | Belt Height | BeltHeight | FL | 1 | DICOS |
| (4010,1064) | Algorithm Routing Code Sequence | AlgorithmRoutingCodeSequence | SQ | 1 | DICOS |
| (4010,1067) | Transport Classification | TransportClassification | CS | 1 | DICOS |
| (4010,1068) | OOI Type Descriptor | OOITypeDescriptor | LT | 1 | DICOS |

| Tag | Name | Keyword | VR | VM | |
|-------------|--|---------------------------------------|----|-----|------------|
| (4010,1069) | Total Processing Time | TotalProcessingTime | FL | 1 | DICOS |
| (4010,106C) | Detector Calibration Data | DetectorCalibrationData | OB | 1 | DICOS |
| (4010,106D) | Additional Screening Performed | AdditionalScreeningPerformed | CS | 1 | DICOS |
| (4010,106E) | Additional Inspection Selection Criteria | AdditionalInspectionSelectionCriteria | CS | 1 | DICOS |
| (4010,106F) | Additional Inspection Method Sequence | AdditionalInspectionMethodSequence | SQ | 1 | DICOS |
| (4010,1070) | AIT Device Type | AITDeviceType | CS | 1 | DICOS |
| (4010,1071) | QR Measurements Sequence | QRMeasurementsSequence | SQ | 1 | DICOS |
| (4010,1072) | Target Material Sequence | TargetMaterialSequence | SQ | 1 | DICOS |
| (4010,1073) | SNR Threshold | SNRThreshold | FD | 1 | DICOS |
| (4010,1075) | Image Scale Representation | ImageScaleRepresentation | DS | 1 | DICOS |
| (4010,1076) | Referenced PTO Sequence | ReferencedPTOSequence | SQ | 1 | DICOS |
| (4010,1077) | Referenced TDR Instance Sequence | ReferencedTDRInstanceSequence | SQ | 1 | DICOS |
| (4010,1078) | PTO Location Description | PTOLocationDescription | ST | 1 | DICOS |
| (4010,1079) | Anomaly Locator Indicator Sequence | AnomalyLocatorIndicatorSequence | SQ | 1 | DICOS |
| (4010,107A) | Anomaly Locator Indicator | AnomalyLocatorIndicator | FL | 3 | DICOS |
| (4010,107B) | PTO Region Sequence | PTORegionSequence | SQ | 1 | DICOS |
| (4010,107C) | Inspection Selection Criteria | InspectionSelectionCriteria | CS | 1 | DICOS |
| (4010,107D) | Secondary Inspection Method Sequence | SecondaryInspectionMethodSequence | SQ | 1 | DICOS |
| (4010,107E) | PRCS to RCS Orientation | PRCSToRCSOrientation | DS | 6 | DICOS |
| (4FFE,0001) | MAC Parameters Sequence | MACParametersSequence | SQ | 1 | |
| (50xx,0005) | <i>Curve Dimensions</i> | <i>CurveDimensions</i> | US | 1 | RET (2004) |
| (50xx,0010) | <i>Number of Points</i> | <i>NumberOfPoints</i> | US | 1 | RET (2004) |
| (50xx,0020) | <i>Type of Data</i> | <i>TypeOfData</i> | CS | 1 | RET (2004) |
| (50xx,0022) | <i>Curve Description</i> | <i>CurveDescription</i> | LO | 1 | RET (2004) |
| (50xx,0030) | <i>Axis Units</i> | <i>AxisUnits</i> | SH | 1-n | RET (2004) |
| (50xx,0040) | <i>Axis Labels</i> | <i>AxisLabels</i> | SH | 1-n | RET (2004) |
| (50xx,0103) | <i>Data Value Representation</i> | <i>DataValueRepresentation</i> | US | 1 | RET (2004) |
| (50xx,0104) | <i>Minimum Coordinate Value</i> | <i>MinimumCoordinateValue</i> | US | 1-n | RET (2004) |
| (50xx,0105) | <i>Maximum Coordinate Value</i> | <i>MaximumCoordinateValue</i> | US | 1-n | RET (2004) |
| (50xx,0106) | <i>Curve Range</i> | <i>CurveRange</i> | SH | 1-n | RET (2004) |

| Tag | Name | Keyword | VR | VM | |
|-------------|--------------------------------------|----------------------------------|----------|-----|------------|
| (50xx,0110) | Curve Data Descriptor | CurveDataDescriptor | US | 1-n | RET (2004) |
| (50xx,0112) | Coordinate Start Value | CoordinateStartValue | US | 1-n | RET (2004) |
| (50xx,0114) | Coordinate Step Value | CoordinateStepValue | US | 1-n | RET (2004) |
| (50xx,1001) | Curve Activation Layer | CurveActivationLayer | CS | 1 | RET (2004) |
| (50xx,2000) | Audio Type | AudioType | US | 1 | RET (2004) |
| (50xx,2002) | Audio Sample Format | AudioSampleFormat | US | 1 | RET (2004) |
| (50xx,2004) | Number of Channels | NumberOfChannels | US | 1 | RET (2004) |
| (50xx,2006) | Number of Samples | NumberOfSamples | UL | 1 | RET (2004) |
| (50xx,2008) | Sample Rate | SampleRate | UL | 1 | RET (2004) |
| (50xx,200A) | Total Time | TotalTime | UL | 1 | RET (2004) |
| (50xx,200C) | Audio Sample Data | AudioSampleData | OB or OW | 1 | RET (2004) |
| (50xx,200E) | Audio Comments | AudioComments | LT | 1 | RET (2004) |
| (50xx,2500) | Curve Label | CurveLabel | LO | 1 | RET (2004) |
| (50xx,2600) | Curve Referenced Overlay Sequence | CurveReferencedOverlaySequence | SQ | 1 | RET (2004) |
| (50xx,2610) | Curve Referenced Overlay Group | CurveReferencedOverlayGroup | US | 1 | RET (2004) |
| (50xx,3000) | Curve Data | CurveData | OB or OW | 1 | RET (2004) |
| (5200,9229) | Shared Functional Groups Sequence | SharedFunctionalGroupsSequence | SQ | 1 | |
| (5200,9230) | Per-frame Functional Groups Sequence | PerFrameFunctionalGroupsSequence | SQ | 1 | |
| (5400,0100) | Waveform Sequence | WaveformSequence | SQ | 1 | |
| (5400,0110) | Channel Minimum Value | ChannelMinimumValue | OB or OW | 1 | |
| (5400,0112) | Channel Maximum Value | ChannelMaximumValue | OB or OW | 1 | |
| (5400,1004) | Waveform Bits Allocated | WaveformBitsAllocated | US | 1 | |
| (5400,1006) | Waveform Sample Interpretation | WaveformSampleInterpretation | CS | 1 | |
| (5400,100A) | Waveform Padding Value | WaveformPaddingValue | OB or OW | 1 | |
| (5400,1010) | Waveform Data | WaveformData | OB or OW | 1 | |
| (5600,0010) | First Order Phase Correction Angle | FirstOrderPhaseCorrectionAngle | OF | 1 | |
| (5600,0020) | Spectroscopy Data | SpectroscopyData | OF | 1 | |
| (60xx,0010) | Overlay Rows | OverlayRows | US | 1 | |
| (60xx,0011) | Overlay Columns | OverlayColumns | US | 1 | |

| Tag | Name | Keyword | VR | VM | |
|-------------|-----------------------------------|--------------------------------|----|-----|------------|
| (60xx,0012) | Overlay Planes | OverlayPlanes | US | 1 | RET (2007) |
| (60xx,0015) | Number of Frames in Overlay | NumberOfFramesInOverlay | IS | 1 | |
| (60xx,0022) | Overlay Description | OverlayDescription | LO | 1 | |
| (60xx,0040) | Overlay Type | OverlayType | CS | 1 | |
| (60xx,0045) | Overlay Subtype | OverlaySubtype | LO | 1 | |
| (60xx,0050) | Overlay Origin | OverlayOrigin | SS | 2 | |
| (60xx,0051) | Image Frame Origin | ImageFrameOrigin | US | 1 | |
| (60xx,0052) | Overlay Plane Origin | OverlayPlaneOrigin | US | 1 | RET (2007) |
| (60xx,0060) | Overlay Compression Code | OverlayCompressionCode | CS | 1 | RET |
| (60xx,0061) | Overlay Compression Originator | OverlayCompressionOriginator | SH | 1 | RET (2007) |
| (60xx,0062) | Overlay Compression Label | OverlayCompressionLabel | SH | 1 | RET (2007) |
| (60xx,0063) | Overlay Compression Description | OverlayCompressionDescription | CS | 1 | RET (2007) |
| (60xx,0066) | Overlay Compression Step Pointers | OverlayCompressionStepPointers | AT | 1-n | RET (2007) |
| (60xx,0068) | Overlay Repeat Interval | OverlayRepeatInterval | US | 1 | RET (2007) |
| (60xx,0069) | Overlay Bits Grouped | OverlayBitsGrouped | US | 1 | RET (2007) |
| (60xx,0100) | Overlay Bits Allocated | OverlayBitsAllocated | US | 1 | |
| (60xx,0102) | Overlay Bit Position | OverlayBitPosition | US | 1 | |
| (60xx,0110) | Overlay Format | OverlayFormat | CS | 1 | RET |
| (60xx,0200) | Overlay Location | OverlayLocation | US | 1 | RET |
| (60xx,0800) | Overlay Code Label | OverlayCodeLabel | CS | 1-n | RET (2007) |
| (60xx,0802) | Overlay Number of Tables | OverlayNumberOfTables | US | 1 | RET (2007) |
| (60xx,0803) | Overlay Code Table Location | OverlayCodeTableLocation | AT | 1-n | RET (2007) |
| (60xx,0804) | Overlay Bits For Code Word | OverlayBitsForCodeWord | US | 1 | RET (2007) |
| (60xx,1001) | Overlay Activation Layer | OverlayActivationLayer | CS | 1 | |
| (60xx,1100) | Overlay Descriptor - Gray | OverlayDescriptorGray | US | 1 | RET (1996) |
| (60xx,1101) | Overlay Descriptor - Red | OverlayDescriptorRed | US | 1 | RET (1996) |
| (60xx,1102) | Overlay Descriptor - Green | OverlayDescriptorGreen | US | 1 | RET (1996) |
| (60xx,1103) | Overlay Descriptor - Blue | OverlayDescriptorBlue | US | 1 | RET (1996) |
| (60xx,1200) | Overlays - Gray | OverlaysGray | US | 1-n | RET (1996) |

| Tag | Name | Keyword | VR | VM | |
|-------------|-----------------------------------|---------------------------------|------------|-----|------------|
| (60xx,1201) | <i>Overlays - Red</i> | <i>OverlaysRed</i> | US | 1-n | RET (1996) |
| (60xx,1202) | <i>Overlays - Green</i> | <i>OverlaysGreen</i> | US | 1-n | RET (1996) |
| (60xx,1203) | <i>Overlays - Blue</i> | <i>OverlaysBlue</i> | US | 1-n | RET (1996) |
| (60xx,1301) | ROI Area | ROIArea | IS | 1 | |
| (60xx,1302) | ROI Mean | ROIMean | DS | 1 | |
| (60xx,1303) | ROI Standard Deviation | ROIStandardDeviation | DS | 1 | |
| (60xx,1500) | Overlay Label | OverlayLabel | LO | 1 | |
| (60xx,3000) | Overlay Data | OverlayData | OB or OW | 1 | |
| (60xx,4000) | <i>Overlay Comments</i> | <i>OverlayComments</i> | LT | 1 | RET |
| (7FE0,0001) | Extended Offset Table | ExtendedOffsetTable | OV | 1 | |
| (7FE0,0002) | Extended Offset Table Lengths | ExtendedOffsetTableLengths | OV | 1 | |
| (7FE0,0008) | Float Pixel Data | FloatPixelData | OF | 1 | |
| (7FE0,0009) | Double Float Pixel Data | DoubleFloatPixelData | OD | 1 | |
| (7FE0,0010) | Pixel Data | PixelData | OB or OW | 1 | |
| (7FE0,0020) | <i>Coefficients SDVN</i> | <i>CoefficientsSDVN</i> | OW | 1 | RET (2007) |
| (7FE0,0030) | <i>Coefficients SDHN</i> | <i>CoefficientsSDHN</i> | OW | 1 | RET (2007) |
| (7FE0,0040) | <i>Coefficients SDDN</i> | <i>CoefficientsSDDN</i> | OW | 1 | RET (2007) |
| (7Fxx,0010) | <i>Variable Pixel Data</i> | <i>VariablePixelData</i> | OB or OW | 1 | RET (2007) |
| (7Fxx,0011) | <i>Variable Next Data Group</i> | <i>VariableNextDataGroup</i> | US | 1 | RET (2007) |
| (7Fxx,0020) | <i>Variable Coefficients SDVN</i> | <i>VariableCoefficientsSDVN</i> | OW | 1 | RET (2007) |
| (7Fxx,0030) | <i>Variable Coefficients SDHN</i> | <i>VariableCoefficientsSDHN</i> | OW | 1 | RET (2007) |
| (7Fxx,0040) | <i>Variable Coefficients SDDN</i> | <i>VariableCoefficientsSDDN</i> | OW | 1 | RET (2007) |
| (FFFA,FFFA) | Digital Signatures Sequence | DigitalSignaturesSequence | SQ | 1 | |
| (FFFC,FFFC) | Data Set Trailing Padding | DataSetTrailingPadding | OB | 1 | |
| (FFFE,E000) | Item | Item | See Note 2 | 1 | |
| (FFFE,E00D) | Item Delimitation Item | ItemDelimitationItem | See Note 2 | 1 | |
| (FFFE,E0DD) | Sequence Delimitation Item | SequenceDelimitationItem | See Note 2 | 1 | |

Note

1. Tag (0040,A170) was defined as Observation Class with a VR of "CS" in the Frozen Draft version of Supplement 23 "Structured Reporting" (from November 20, 1997). Implementers of the Standard should be warned that old objects of the associated SOP Classes exist and that they use this VR instead of "SQ". In particular, when reading objects with Implicit VR Little Endian transfer syntax, this inconsistency might result in parsing errors if not handled appropriately.
2. The VR for Data Elements, Item (FFFE,E000), Item Delimitation Item (FFFE,E00D), and Sequence Delimitation Item (FFFE,E0DD) do not exist. See PS3.5 for explanation.

3. For some Data Elements, no Name or Keyword or VR or VM is specified; these are "placeholders" that are not assigned but will not be reused.

7 Registry of DICOM File Meta Elements

This section specifies the File Meta Elements needed to support the formatting of the File Meta Information of the DICOM File Format (see PS3.10).

Table 7-1. Registry of DICOM File Meta Elements

| Tag | Name | Keyword | VR | VM | |
|-------------|------------------------------------|---------------------------------|----|----|--|
| (0002,0000) | File Meta Information Group Length | FileMetaInformationGroupLength | UL | 1 | |
| (0002,0001) | File Meta Information Version | FileMetaInformationVersion | OB | 1 | |
| (0002,0002) | Media Storage SOP Class UID | MediaStorageSOPClassUID | UI | 1 | |
| (0002,0003) | Media Storage SOP Instance UID | MediaStorageSOPInstanceUID | UI | 1 | |
| (0002,0010) | Transfer Syntax UID | TransferSyntaxUID | UI | 1 | |
| (0002,0012) | Implementation Class UID | ImplementationClassUID | UI | 1 | |
| (0002,0013) | Implementation Version Name | ImplementationVersionName | SH | 1 | |
| (0002,0016) | Source Application Entity Title | SourceApplicationEntityTitle | AE | 1 | |
| (0002,0017) | Sending Application Entity Title | SendingApplicationEntityTitle | AE | 1 | |
| (0002,0018) | Receiving Application Entity Title | ReceivingApplicationEntityTitle | AE | 1 | |
| (0002,0026) | Source Presentation Address | SourcePresentationAddress | UR | 1 | |
| (0002,0027) | Sending Presentation Address | SendingPresentationAddress | UR | 1 | |
| (0002,0028) | Receiving Presentation Address | ReceivingPresentationAddress | UR | 1 | |
| (0002,0031) | RTV Meta Information Version | RTVMetaInformationVersion | OB | 1 | |
| (0002,0032) | RTV Communication SOP Class UID | RTVCommunicationSOPClassUID | UI | 1 | |
| (0002,0033) | RTV Communication SOP Instance UID | RTVCommunicationSOPInstanceUID | UI | 1 | |
| (0002,0035) | RTV Source Identifier | RTVSourceIdentifier | OB | 1 | |
| (0002,0036) | RTV Flow Identifier | RTVFlowIdentifier | OB | 1 | |
| (0002,0037) | RTV Flow RTP Sampling Rate | RTVFlowRTPSamplingRate | UL | 1 | |
| (0002,0038) | RTV Flow Actual Frame Duration | RTVFlowActualFrameDuration | FD | 1 | |
| (0002,0100) | Private Information Creator UID | PrivateInformationCreatorUID | UI | 1 | |
| (0002,0102) | Private Information | PrivateInformation | OB | 1 | |

8 Registry of DICOM Directory Structuring Elements

For retired elements, the last edition of the Standard that documented the element is indicated in parentheses.

Table 8-1. Registry of DICOM Directory Structuring Elements

| Tag | Name | Keyword | VR | VM | |
|-------------|---|---|-----------|----------|-------------------|
| (0004,1130) | File-set ID | FileSetID | CS | 1 | |
| (0004,1141) | File-set Descriptor File ID | FileSetDescriptorFileID | CS | 1-8 | |
| (0004,1142) | Specific Character Set of File-set Descriptor File | SpecificCharacterSetOfFileSetDescriptorFile | CS | 1 | |
| (0004,1200) | Offset of the First Directory Record of the Root Directory Entity | OffsetOfTheFirstDirectoryRecordOfTheRootDirectoryEntity | UL | 1 | |
| (0004,1202) | Offset of the Last Directory Record of the Root Directory Entity | OffsetOfTheLastDirectoryRecordOfTheRootDirectoryEntity | UL | 1 | |
| (0004,1212) | File-set Consistency Flag | FileSetConsistencyFlag | US | 1 | |
| (0004,1220) | Directory Record Sequence | DirectoryRecordSequence | SQ | 1 | |
| (0004,1400) | Offset of the Next Directory Record | OffsetOfTheNextDirectoryRecord | UL | 1 | |
| (0004,1410) | Record In-use Flag | RecordInUseFlag | US | 1 | |
| (0004,1420) | Offset of Referenced Lower-Level Directory Entity | OffsetOfReferencedLowerLevelDirectoryEntity | UL | 1 | |
| (0004,1430) | Directory Record Type | DirectoryRecordType | CS | 1 | |
| (0004,1432) | Private Record UID | PrivateRecordUID | UI | 1 | |
| (0004,1500) | Referenced File ID | ReferencedFileID | CS | 1-8 | |
| (0004,1504) | <i>MRDR Directory Record Offset</i> | <i>MRDRDirectoryRecordOffset</i> | <i>UL</i> | <i>1</i> | <i>RET (2004)</i> |
| (0004,1510) | Referenced SOP Class UID in File | ReferencedSOPClassUIDInFile | UI | 1 | |
| (0004,1511) | Referenced SOP Instance UID in File | ReferencedSOPInstanceUIDInFile | UI | 1 | |
| (0004,1512) | Referenced Transfer Syntax UID in File | ReferencedTransferSyntaxUIDInFile | UI | 1 | |
| (0004,151A) | Referenced Related General SOP Class UID in File | ReferencedRelatedGeneralSOPClassUIDInFile | UI | 1-n | |
| (0004,1600) | <i>Number of References</i> | <i>NumberOfReferences</i> | <i>UL</i> | <i>1</i> | <i>RET (2004)</i> |

9 Registry of DICOM Dynamic RTP Payload Elements

Table 9-1. Registry of DICOM Dynamic RTP Payload Elements

| Tag | Name | Keyword | VR | VM | |
|-------------|--|---------------------------------------|----|----|--|
| (0006,0001) | Current Frame Functional Groups Sequence | CurrentFrameFunctionalGroups Sequence | SQ | 1 | |

A Registry of DICOM Unique Identifiers (UIDs) (Normative)

Table A-1 lists the UID values that are registered and used throughout the Parts of the DICOM Standard. This central registry ensures that when additional UIDs are assigned, non-duplicate values are assigned. For retired UIDs, the edition of the Standard in parentheses is the edition in which the item last appeared before it was retired.

Table A-1. UID Values

| UID Value | UID Name | UID Keyword | UID Type | Part |
|-------------------------------|---|---|------------------------|---------------------|
| 1.2.840.10008.1.1 | Verification SOP Class | Verification | SOP Class | PS3.4 |
| 1.2.840.10008.1.2 | Implicit VR Little Endian: Default Transfer Syntax for DICOM | ImplicitVRLittleEndian | Transfer Syntax | PS3.5 |
| 1.2.840.10008.1.2.1 | Explicit VR Little Endian | ExplicitVRLittleEndian | Transfer Syntax | PS3.5 |
| 1.2.840.10008.1.2.1.99 | Deflated Explicit VR Little Endian | DeflatedExplicitVRLittleEndian | Transfer Syntax | PS3.5 |
| <i>1.2.840.10008.1.2.2</i> | <i>Explicit VR Big Endian (Retired)</i> | <i>ExplicitVRBigEndian</i> | <i>Transfer Syntax</i> | <i>PS3.5 (2011)</i> |
| 1.2.840.10008.1.2.4.50 | JPEG Baseline (Process 1): Default Transfer Syntax for Lossy JPEG 8 Bit Image Compression | JPEGBaseline8Bit | Transfer Syntax | PS3.5 |
| 1.2.840.10008.1.2.4.51 | JPEG Extended (Process 2 & 4): Default Transfer Syntax for Lossy JPEG 12 Bit Image Compression (Process 4 only) | JPEGExtended12Bit | Transfer Syntax | PS3.5 |
| <i>1.2.840.10008.1.2.4.52</i> | <i>JPEG Extended (Process 3 & 5) (Retired)</i> | <i>JPEGExtended35</i> | <i>Transfer Syntax</i> | <i>PS3.5 (2001)</i> |
| <i>1.2.840.10008.1.2.4.53</i> | <i>JPEG Spectral Selection, Non-Hierarchical (Process 6 & 8) (Retired)</i> | <i>JPEGSpectralSelectionNonHierarchical68</i> | <i>Transfer Syntax</i> | <i>PS3.5 (2001)</i> |
| <i>1.2.840.10008.1.2.4.54</i> | <i>JPEG Spectral Selection, Non-Hierarchical (Process 7 & 9) (Retired)</i> | <i>JPEGSpectralSelectionNonHierarchical79</i> | <i>Transfer Syntax</i> | <i>PS3.5 (2001)</i> |
| <i>1.2.840.10008.1.2.4.55</i> | <i>JPEG Full Progression, Non-Hierarchical (Process 10 & 12) (Retired)</i> | <i>JPEGFullProgressionNonHierarchical1012</i> | <i>Transfer Syntax</i> | <i>PS3.5 (2001)</i> |
| <i>1.2.840.10008.1.2.4.56</i> | <i>JPEG Full Progression, Non-Hierarchical (Process 11 & 13) (Retired)</i> | <i>JPEGFullProgressionNonHierarchical1113</i> | <i>Transfer Syntax</i> | <i>PS3.5 (2001)</i> |
| 1.2.840.10008.1.2.4.57 | JPEG Lossless, Non-Hierarchical (Process 14) | JPEGLossless | Transfer Syntax | PS3.5 |
| <i>1.2.840.10008.1.2.4.58</i> | <i>JPEG Lossless, Non-Hierarchical (Process 15) (Retired)</i> | <i>JPEGLosslessNonHierarchical15</i> | <i>Transfer Syntax</i> | <i>PS3.5 (2001)</i> |
| <i>1.2.840.10008.1.2.4.59</i> | <i>JPEG Extended, Hierarchical (Process 16 & 18) (Retired)</i> | <i>JPEGExtendedHierarchical1618</i> | <i>Transfer Syntax</i> | <i>PS3.5 (2001)</i> |
| <i>1.2.840.10008.1.2.4.60</i> | <i>JPEG Extended, Hierarchical (Process 17 & 19) (Retired)</i> | <i>JPEGExtendedHierarchical1719</i> | <i>Transfer Syntax</i> | <i>PS3.5 (2001)</i> |
| <i>1.2.840.10008.1.2.4.61</i> | <i>JPEG Spectral Selection, Hierarchical (Process 20 & 22) (Retired)</i> | <i>JPEGSpectralSelectionHierarchical2022</i> | <i>Transfer Syntax</i> | <i>PS3.5 (2001)</i> |

| UID Value | UID Name | UID Keyword | UID Type | Part |
|-------------------------|---|---------------------------------------|-----------------|--------------|
| 1.2.840.10008.1.2.4.62 | JPEG Spectral Selection, Hierarchical (Process 21 & 23) (Retired) | JPEGSpectralSelectionHierarchical2123 | Transfer Syntax | PS3.5 (2001) |
| 1.2.840.10008.1.2.4.63 | JPEG Full Progression, Hierarchical (Process 24 & 26) (Retired) | JPEGFullProgressionHierarchical2426 | Transfer Syntax | PS3.5 (2001) |
| 1.2.840.10008.1.2.4.64 | JPEG Full Progression, Hierarchical (Process 25 & 27) (Retired) | JPEGFullProgressionHierarchical2527 | Transfer Syntax | PS3.5 (2001) |
| 1.2.840.10008.1.2.4.65 | JPEG Lossless, Hierarchical (Process 28) (Retired) | JPEGLosslessHierarchical28 | Transfer Syntax | PS3.5 (2001) |
| 1.2.840.10008.1.2.4.66 | JPEG Lossless, Hierarchical (Process 29) (Retired) | JPEGLosslessHierarchical29 | Transfer Syntax | PS3.5 (2001) |
| 1.2.840.10008.1.2.4.70 | JPEG Lossless, Non-Hierarchical, First-Order Prediction (Process 14 [Selection Value 1]): Default Transfer Syntax for Lossless JPEG Image Compression | JPEGLosslessSV1 | Transfer Syntax | PS3.5 |
| 1.2.840.10008.1.2.4.80 | JPEG-LS Lossless Image Compression | JPEGLSLossless | Transfer Syntax | PS3.5 |
| 1.2.840.10008.1.2.4.81 | JPEG-LS Lossy (Near-Lossless) Image Compression | JPEGLSNearLossless | Transfer Syntax | PS3.5 |
| 1.2.840.10008.1.2.4.90 | JPEG 2000 Image Compression (Lossless Only) | JPEG2000Lossless | Transfer Syntax | PS3.5 |
| 1.2.840.10008.1.2.4.91 | JPEG 2000 Image Compression | JPEG2000 | Transfer Syntax | PS3.5 |
| 1.2.840.10008.1.2.4.92 | JPEG 2000 Part 2 Multi-component Image Compression (Lossless Only) | JPEG2000MCLossless | Transfer Syntax | PS3.5 |
| 1.2.840.10008.1.2.4.93 | JPEG 2000 Part 2 Multi-component Image Compression | JPEG2000MC | Transfer Syntax | PS3.5 |
| 1.2.840.10008.1.2.4.94 | JPIP Referenced | JPIPReferenced | Transfer Syntax | PS3.5 |
| 1.2.840.10008.1.2.4.95 | JPIP Referenced Deflate | JPIPReferencedDeflate | Transfer Syntax | PS3.5 |
| 1.2.840.10008.1.2.4.100 | MPEG2 Main Profile / Main Level | MPEG2MPML | Transfer Syntax | PS3.5 |
| 1.2.840.10008.1.2.4.101 | MPEG2 Main Profile / High Level | MPEG2MPHL | Transfer Syntax | PS3.5 |
| 1.2.840.10008.1.2.4.102 | MPEG-4 AVC/H.264 High Profile / Level 4.1 | MPEG4HP41 | Transfer Syntax | PS3.5 |
| 1.2.840.10008.1.2.4.103 | MPEG-4 AVC/H.264 BD-compatible High Profile / Level 4.1 | MPEG4HP41BD | Transfer Syntax | PS3.5 |
| 1.2.840.10008.1.2.4.104 | MPEG-4 AVC/H.264 High Profile / Level 4.2 For 2D Video | MPEG4HP422D | Transfer Syntax | PS3.5 |
| 1.2.840.10008.1.2.4.105 | MPEG-4 AVC/H.264 High Profile / Level 4.2 For 3D Video | MPEG4HP423D | Transfer Syntax | PS3.5 |
| 1.2.840.10008.1.2.4.106 | MPEG-4 AVC/H.264 Stereo High Profile / Level 4.2 | MPEG4HP42STEREO | Transfer Syntax | PS3.5 |
| 1.2.840.10008.1.2.4.107 | HEVC/H.265 Main Profile / Level 5.1 | HEVCM51 | Transfer Syntax | PS3.5 |

| UID Value | UID Name | UID Keyword | UID Type | Part |
|-------------------------|--|---|----------------------------------|-----------------------|
| 1.2.840.10008.1.2.4.108 | HEVC/H.265 Main 10 Profile / Level 5.1 | HEVCM10P51 | Transfer Syntax | PS3.5 |
| 1.2.840.10008.1.2.5 | RLE Lossless | RLELossless | Transfer Syntax | PS3.5 |
| 1.2.840.10008.1.2.6.1 | <i>RFC 2557 MIME encapsulation (Retired)</i> | <i>RFC2557MIMEEncapsulation</i> | <i>Transfer Syntax</i> | <i>PS3.10 (2018b)</i> |
| 1.2.840.10008.1.2.6.2 | <i>XML Encoding (Retired)</i> | <i>XMLEncoding</i> | <i>Transfer Syntax</i> | <i>PS3.10 (2018b)</i> |
| 1.2.840.10008.1.2.7.1 | SMPTE ST 2110-20 Uncompressed Progressive Active Video | SMPTEST211020 UncompressedProgressive ActiveVideo | Transfer Syntax | PS3.5 |
| 1.2.840.10008.1.2.7.2 | SMPTE ST 2110-20 Uncompressed Interlaced Active Video | SMPTEST211020 UncompressedInterlaced ActiveVideo | Transfer Syntax | PS3.5 |
| 1.2.840.10008.1.2.7.3 | SMPTE ST 2110-30 PCM Digital Audio | SMPTEST211030PCMDigital Audio | Transfer Syntax | PS3.5 |
| 1.2.840.10008.1.3.10 | Media Storage Directory Storage | MediaStorageDirectory Storage | SOP Class | PS3.4 |
| 1.2.840.10008.1.4.1.1 | Talairach Brain Atlas Frame of Reference | TalairachBrainAtlas | Well-known frame of reference | |
| 1.2.840.10008.1.4.1.2 | SPM2 T1 Frame of Reference | SPM2T1 | Well-known frame of reference | |
| 1.2.840.10008.1.4.1.3 | SPM2 T2 Frame of Reference | SPM2T2 | Well-known frame of reference | |
| 1.2.840.10008.1.4.1.4 | SPM2 PD Frame of Reference | SPM2PD | Well-known frame of reference | |
| 1.2.840.10008.1.4.1.5 | SPM2 EPI Frame of Reference | SPM2EPI | Well-known frame of reference | |
| 1.2.840.10008.1.4.1.6 | SPM2 FIL T1 Frame of Reference | SPM2FILT1 | Well-known frame of reference | |
| 1.2.840.10008.1.4.1.7 | SPM2 PET Frame of Reference | SPM2PET | Well-known frame of reference | |
| 1.2.840.10008.1.4.1.8 | SPM2 TRANSM Frame of Reference | SPM2TRANSM | Well-known frame of reference | |
| 1.2.840.10008.1.4.1.9 | SPM2 SPECT Frame of Reference | SPM2SPECT | Well-known frame of reference | |
| 1.2.840.10008.1.4.1.10 | SPM2 GRAY Frame of Reference | SPM2GRAY | Well-known frame of reference | |
| 1.2.840.10008.1.4.1.11 | SPM2 WHITE Frame of Reference | SPM2WHITE | Well-known frame of reference | |
| 1.2.840.10008.1.4.1.12 | SPM2 CSF Frame of Reference | SPM2CSF | Well-known frame of reference | |
| 1.2.840.10008.1.4.1.13 | SPM2 BRAINMASK Frame of Reference | SPM2BRAINMASK | Well-known frame of reference | |
| 1.2.840.10008.1.4.1.14 | SPM2 AVG305T1 Frame of Reference | SPM2AVG305T1 | Well-known frame of reference | |
| 1.2.840.10008.1.4.1.15 | SPM2 AVG152T1 Frame of Reference | SPM2AVG152T1 | Well-known frame of reference | |
| 1.2.840.10008.1.4.1.16 | SPM2 AVG152T2 Frame of Reference | SPM2AVG152T2 | Well-known frame of reference | |

| UID Value | UID Name | UID Keyword | UID Type | Part |
|------------------------|---|------------------------------------|-------------------------------|--------------|
| 1.2.840.10008.1.4.1.17 | SPM2 AVG152PD Frame of Reference | SPM2AVG152PD | Well-known frame of reference | |
| 1.2.840.10008.1.4.1.18 | SPM2 SINGLESUBJT1 Frame of Reference | SPM2SINGLESUBJT1 | Well-known frame of reference | |
| 1.2.840.10008.1.4.2.1 | ICBM 452 T1 Frame of Reference | ICBM452T1 | Well-known frame of reference | |
| 1.2.840.10008.1.4.2.2 | ICBM Single Subject MRI Frame of Reference | ICBMSingleSubjectMRI | Well-known frame of reference | |
| 1.2.840.10008.1.4.3.1 | IEC 61217 Fixed Coordinate System Frame of Reference | IEC61217FixedCoordinateSystem | Well-known frame of reference | PS3.3 |
| 1.2.840.10008.1.4.3.2 | Standard Robotic-Arm Coordinate System Frame of Reference | StandardRoboticArmCoordinateSystem | Well-known frame of reference | PS3.3 |
| 1.2.840.10008.1.4.4.1 | SRI24 Frame of Reference | SRI24 | Well-known frame of reference | |
| 1.2.840.10008.1.4.5.1 | Colin27 Frame of Reference | Colin27 | Well-known frame of reference | |
| 1.2.840.10008.1.4.6.1 | LPBA40/AIR Frame of Reference | LPBA40AIR | Well-known frame of reference | |
| 1.2.840.10008.1.4.6.2 | LPBA40/FLIRT Frame of Reference | LPBA40FLIRT | Well-known frame of reference | |
| 1.2.840.10008.1.4.6.3 | LPBA40/SPM5 Frame of Reference | LPBA40SPM5 | Well-known frame of reference | |
| 1.2.840.10008.1.5.1 | Hot Iron Color Palette SOP Instance | HotIronPalette | Well-known SOP Instance | PS3.6 |
| 1.2.840.10008.1.5.2 | PET Color Palette SOP Instance | PETPalette | Well-known SOP Instance | PS3.6 |
| 1.2.840.10008.1.5.3 | Hot Metal Blue Color Palette SOP Instance | HotMetalBluePalette | Well-known SOP Instance | PS3.6 |
| 1.2.840.10008.1.5.4 | PET 20 Step Color Palette SOP Instance | PET20StepPalette | Well-known SOP Instance | PS3.6 |
| 1.2.840.10008.1.5.5 | Spring Color Palette SOP Instance | SpringPalette | Well-known SOP Instance | PS3.6 |
| 1.2.840.10008.1.5.6 | Summer Color Palette SOP Instance | SummerPalette | Well-known SOP Instance | PS3.6 |
| 1.2.840.10008.1.5.7 | Fall Color Palette SOP Instance | FallPalette | Well-known SOP Instance | PS3.6 |
| 1.2.840.10008.1.5.8 | Winter Color Palette SOP Instance | WinterPalette | Well-known SOP Instance | PS3.6 |
| 1.2.840.10008.1.9 | Basic Study Content Notification SOP Class (Retired) | BasicStudyContentNotification | SOP Class | PS3.4 (2004) |
| 1.2.840.10008.1.20 | Papyrus 3 Implicit VR Little Endian (Retired) | Papyrus3ImplicitVRLittleEndian | Transfer Syntax | (2015c) |
| 1.2.840.10008.1.20.1 | Storage Commitment Push Model SOP Class | StorageCommitmentPushModel | SOP Class | PS3.4 |
| 1.2.840.10008.1.20.1.1 | Storage Commitment Push Model SOP Instance | StorageCommitmentPushModelInstance | Well-known SOP Instance | PS3.4 |
| 1.2.840.10008.1.20.2 | Storage Commitment Pull Model SOP Class (Retired) | StorageCommitmentPullModel | SOP Class | PS3.4 (2001) |

| UID Value | UID Name | UID Keyword | UID Type | Part |
|-------------------------|---|--|--------------------------------|---------------------|
| 1.2.840.10008.1.20.2.1 | <i>Storage Commitment Pull Model SOP Instance (Retired)</i> | <i>StorageCommitmentPull ModelInstance</i> | <i>Well-known SOP Instance</i> | <i>PS3.4 (2001)</i> |
| 1.2.840.10008.1.40 | Procedural Event Logging SOP Class | ProceduralEventLogging | SOP Class | PS3.4 |
| 1.2.840.10008.1.40.1 | Procedural Event Logging SOP Instance | ProceduralEventLogging Instance | Well-known SOP Instance | PS3.4 |
| 1.2.840.10008.1.42 | Substance Administration Logging SOP Class | SubstanceAdministration Logging | SOP Class | PS3.4 |
| 1.2.840.10008.1.42.1 | Substance Administration Logging SOP Instance | SubstanceAdministration LoggingInstance | Well-known SOP Instance | PS3.4 |
| 1.2.840.10008.2.6.1 | DICOM UID Registry | DCMUID | DICOM UIDs as a Coding Scheme | PS3.6 |
| 1.2.840.10008.2.16.4 | DICOM Controlled Terminology | DCM | Coding Scheme | PS3.16 |
| 1.2.840.10008.2.16.5 | Adult Mouse Anatomy Ontology | MA | Coding Scheme | PS3.16 |
| 1.2.840.10008.2.16.6 | Uberon Ontology | UBERON | Coding Scheme | PS3.16 |
| 1.2.840.10008.2.16.7 | Integrated Taxonomic Information System (ITIS) Taxonomic Serial Number (TSN) | ITIS_TSN | Coding Scheme | PS3.16 |
| 1.2.840.10008.2.16.8 | Mouse Genome Initiative (MGI) | MGI | Coding Scheme | PS3.16 |
| 1.2.840.10008.2.16.9 | PubChem Compound CID | PUBCHEM_CID | Coding Scheme | PS3.16 |
| 1.2.840.10008.2.16.10 | Dublin Core | DC | Coding Scheme | PS3.16 |
| 1.2.840.10008.2.16.11 | New York University Melanoma Clinical Cooperative Group | NYUMCCG | Coding Scheme | PS3.16 |
| 1.2.840.10008.2.16.12 | Mayo Clinic Non-radiological Images Specific Body Structure Anatomical Surface Region Guide | MAYONRISBSASRG | Coding Scheme | PS3.16 |
| 1.2.840.10008.2.16.13 | Image Biomarker Standardisation Initiative | IBSI | Coding Scheme | PS3.16 |
| 1.2.840.10008.2.16.14 | Radiomics Ontology | RO | Coding Scheme | PS3.16 |
| 1.2.840.10008.2.16.15 | RadElement | RADELEMENT | Coding Scheme | PS3.16 |
| 1.2.840.10008.2.16.16 | ICD-11 | I11 | Coding Scheme | PS3.16 |
| 1.2.840.10008.3.1.1.1 | DICOM Application Context Name | DICOMApplicationContext | Application Context Name | PS3.7 |
| 1.2.840.10008.3.1.2.1.1 | <i>Detached Patient Management SOP Class (Retired)</i> | <i>DetachedPatient Management</i> | <i>SOP Class</i> | <i>PS3.4 (2004)</i> |
| 1.2.840.10008.3.1.2.1.4 | <i>Detached Patient Management Meta SOP Class (Retired)</i> | <i>DetachedPatient ManagementMeta</i> | <i>Meta SOP Class</i> | <i>PS3.4 (2004)</i> |
| 1.2.840.10008.3.1.2.2.1 | <i>Detached Visit Management SOP Class (Retired)</i> | <i>DetachedVisitManagement</i> | <i>SOP Class</i> | <i>PS3.4 (2004)</i> |
| 1.2.840.10008.3.1.2.3.1 | <i>Detached Study Management SOP Class (Retired)</i> | <i>DetachedStudyManagement</i> | <i>SOP Class</i> | <i>PS3.4 (2004)</i> |
| 1.2.840.10008.3.1.2.3.2 | <i>Study Component Management SOP Class (Retired)</i> | <i>StudyComponent Management</i> | <i>SOP Class</i> | <i>PS3.4 (2004)</i> |
| 1.2.840.10008.3.1.2.3.3 | Modality Performed Procedure Step SOP Class | ModalityPerformedProcedure Step | SOP Class | PS3.4 |
| 1.2.840.10008.3.1.2.3.4 | Modality Performed Procedure Step Retrieve SOP Class | ModalityPerformedProcedure StepRetrieve | SOP Class | PS3.4 |

| UID Value | UID Name | UID Keyword | UID Type | Part |
|----------------------------|---|---|--|---------------------|
| 1.2.840.10008.3.1.2.3.5 | Modality Performed Procedure Step Notification SOP Class | ModalityPerformedProcedureStepNotification | SOP Class | PS3.4 |
| 1.2.840.10008.3.1.2.5.1 | <i>Detached Results Management SOP Class (Retired)</i> | <i>DetachedResultsManagement</i> | <i>SOP Class</i> | <i>PS3.4 (2004)</i> |
| 1.2.840.10008.3.1.2.5.4 | <i>Detached Results Management Meta SOP Class (Retired)</i> | <i>DetachedResultsManagementMeta</i> | <i>Meta SOP Class</i> | <i>PS3.4 (2004)</i> |
| 1.2.840.10008.3.1.2.5.5 | <i>Detached Study Management Meta SOP Class (Retired)</i> | <i>DetachedStudyManagementMeta</i> | <i>Meta SOP Class</i> | <i>PS3.4 (2004)</i> |
| 1.2.840.10008.3.1.2.6.1 | <i>Detached Interpretation Management SOP Class (Retired)</i> | <i>DetachedInterpretationManagement</i> | <i>SOP Class</i> | <i>PS3.4 (2004)</i> |
| 1.2.840.10008.4.2 | Storage Service Class | Storage | Service Class | PS3.4 |
| 1.2.840.10008.5.1.1.1 | Basic Film Session SOP Class | BasicFilmSession | SOP Class | PS3.4 |
| 1.2.840.10008.5.1.1.2 | Basic Film Box SOP Class | BasicFilmBox | SOP Class | PS3.4 |
| 1.2.840.10008.5.1.1.4 | Basic Grayscale Image Box SOP Class | BasicGrayscaleImageBox | SOP Class | PS3.4 |
| 1.2.840.10008.5.1.1.4.1 | Basic Color Image Box SOP Class | BasicColorImageBox | SOP Class | PS3.4 |
| 1.2.840.10008.5.1.1.4.2 | <i>Referenced Image Box SOP Class (Retired)</i> | <i>ReferencedImageBox</i> | <i>SOP Class</i> | <i>PS3.4 (1998)</i> |
| 1.2.840.10008.5.1.1.9 | Basic Grayscale Print Management Meta SOP Class | BasicGrayscalePrintManagementMeta | Meta SOP Class | PS3.4 |
| 1.2.840.10008.5.1.1.9.1 | <i>Referenced Grayscale Print Management Meta SOP Class (Retired)</i> | <i>ReferencedGrayscalePrintManagementMeta</i> | <i>Meta SOP Class</i> | <i>PS3.4 (1998)</i> |
| 1.2.840.10008.5.1.1.14 | Print Job SOP Class | PrintJob | SOP Class | PS3.4 |
| 1.2.840.10008.5.1.1.15 | Basic Annotation Box SOP Class | BasicAnnotationBox | SOP Class | PS3.4 |
| 1.2.840.10008.5.1.1.16 | Printer SOP Class | Printer | SOP Class | PS3.4 |
| 1.2.840.10008.5.1.1.16.376 | Printer Configuration Retrieval SOP Class | PrinterConfigurationRetrieval | SOP Class | PS3.4 |
| 1.2.840.10008.5.1.1.17 | Printer SOP Instance | PrinterInstance | Well-known Printer SOP Instance | PS3.4 |
| 1.2.840.10008.5.1.1.17.376 | Printer Configuration Retrieval SOP Instance | PrinterConfigurationRetrievalInstance | Well-known Printer SOP Instance | PS3.4 |
| 1.2.840.10008.5.1.1.18 | Basic Color Print Management Meta SOP Class | BasicColorPrintManagementMeta | Meta SOP Class | PS3.4 |
| 1.2.840.10008.5.1.1.18.1 | <i>Referenced Color Print Management Meta SOP Class (Retired)</i> | <i>ReferencedColorPrintManagementMeta</i> | <i>Meta SOP Class</i> | <i>PS3.4 (1998)</i> |
| 1.2.840.10008.5.1.1.22 | VOI LUT Box SOP Class | VOILUTBox | SOP Class | PS3.4 |
| 1.2.840.10008.5.1.1.23 | Presentation LUT SOP Class | PresentationLUT | SOP Class | PS3.4 |
| 1.2.840.10008.5.1.1.24 | <i>Image Overlay Box SOP Class (Retired)</i> | <i>ImageOverlayBox</i> | <i>SOP Class</i> | <i>PS3.4 (1998)</i> |
| 1.2.840.10008.5.1.1.24.1 | <i>Basic Print Image Overlay Box SOP Class (Retired)</i> | <i>BasicPrintImageOverlayBox</i> | <i>SOP Class</i> | <i>PS3.4 (2004)</i> |
| 1.2.840.10008.5.1.1.25 | <i>Print Queue SOP Instance (Retired)</i> | <i>PrintQueue</i> | <i>Well-known Print Queue SOP Instance</i> | <i>PS3.4 (2004)</i> |

| UID Value | UID Name | UID Keyword | UID Type | Part |
|-------------------------------|--|---|-------------------------|--------------|
| 1.2.840.10008.5.1.1.26 | <i>Print Queue Management SOP Class (Retired)</i> | <i>PrintQueueManagement</i> | SOP Class | PS3.4 (2004) |
| 1.2.840.10008.5.1.1.27 | <i>Stored Print Storage SOP Class (Retired)</i> | <i>StoredPrintStorage</i> | SOP Class | PS3.4 (2004) |
| 1.2.840.10008.5.1.1.29 | <i>Hardcopy Grayscale Image Storage SOP Class (Retired)</i> | <i>HardcopyGrayscaleImageStorage</i> | SOP Class | PS3.4 (2004) |
| 1.2.840.10008.5.1.1.30 | <i>Hardcopy Color Image Storage SOP Class (Retired)</i> | <i>HardcopyColorImageStorage</i> | SOP Class | PS3.4 (2004) |
| 1.2.840.10008.5.1.1.31 | <i>Pull Print Request SOP Class (Retired)</i> | <i>PullPrintRequest</i> | SOP Class | PS3.4 (2004) |
| 1.2.840.10008.5.1.1.32 | <i>Pull Stored Print Management Meta SOP Class (Retired)</i> | <i>PullStoredPrintManagementMeta</i> | Meta SOP Class | PS3.4 (2004) |
| 1.2.840.10008.5.1.1.33 | Media Creation Management SOP Class UID | MediaCreationManagement | SOP Class | PS3.4 |
| 1.2.840.10008.5.1.1.40 | Display System SOP Class | DisplaySystem | SOP Class | PS3.4 |
| 1.2.840.10008.5.1.1.40.1 | Display System SOP Instance | DisplaySystemInstance | Well-known SOP Instance | PS3.4 |
| 1.2.840.10008.5.1.4.1.1.1 | Computed Radiography Image Storage | ComputedRadiographyImageStorage | SOP Class | PS3.4 |
| 1.2.840.10008.5.1.4.1.1.1.1 | Digital X-Ray Image Storage - For Presentation | DigitalXRayImageStorageForPresentation | SOP Class | PS3.4 |
| 1.2.840.10008.5.1.4.1.1.1.1.1 | Digital X-Ray Image Storage - For Processing | DigitalXRayImageStorageForProcessing | SOP Class | PS3.4 |
| 1.2.840.10008.5.1.4.1.1.1.2 | Digital Mammography X-Ray Image Storage - For Presentation | DigitalMammographyXRayImageStorageForPresentation | SOP Class | PS3.4 |
| 1.2.840.10008.5.1.4.1.1.1.2.1 | Digital Mammography X-Ray Image Storage - For Processing | DigitalMammographyXRayImageStorageForProcessing | SOP Class | PS3.4 |
| 1.2.840.10008.5.1.4.1.1.1.3 | Digital Intra-Oral X-Ray Image Storage - For Presentation | DigitalIntraOralXRayImageStorageForPresentation | SOP Class | PS3.4 |
| 1.2.840.10008.5.1.4.1.1.1.3.1 | Digital Intra-Oral X-Ray Image Storage - For Processing | DigitalIntraOralXRayImageStorageForProcessing | SOP Class | PS3.4 |
| 1.2.840.10008.5.1.4.1.1.2 | CT Image Storage | CTImageStorage | SOP Class | PS3.4 |
| 1.2.840.10008.5.1.4.1.1.2.1 | Enhanced CT Image Storage | EnhancedCTImageStorage | SOP Class | PS3.4 |
| 1.2.840.10008.5.1.4.1.1.2.2 | Legacy Converted Enhanced CT Image Storage | LegacyConvertedEnhancedCTImageStorage | SOP Class | PS3.4 |
| 1.2.840.10008.5.1.4.1.1.3 | <i>Ultrasound Multi-frame Image Storage (Retired)</i> | <i>UltrasoundMultiFrameImageStorageRetired</i> | SOP Class | PS3.4 (1993) |
| 1.2.840.10008.5.1.4.1.1.3.1 | Ultrasound Multi-frame Image Storage | UltrasoundMultiFrameImageStorage | SOP Class | PS3.4 |
| 1.2.840.10008.5.1.4.1.1.4 | MR Image Storage | MRImageStorage | SOP Class | PS3.4 |
| 1.2.840.10008.5.1.4.1.1.4.1 | Enhanced MR Image Storage | EnhancedMRImageStorage | SOP Class | PS3.4 |
| 1.2.840.10008.5.1.4.1.1.4.2 | MR Spectroscopy Storage | MRSpectroscopyStorage | SOP Class | PS3.4 |
| 1.2.840.10008.5.1.4.1.1.4.3 | Enhanced MR Color Image Storage | EnhancedMRColorImageStorage | SOP Class | PS3.4 |
| 1.2.840.10008.5.1.4.1.1.4.4 | Legacy Converted Enhanced MR Image Storage | LegacyConvertedEnhancedMRImageStorage | SOP Class | PS3.4 |

| UID Value | UID Name | UID Keyword | UID Type | Part |
|-------------------------------|--|---|-----------|--------------|
| 1.2.840.10008.5.1.4.1.1.5 | <i>Nuclear Medicine Image Storage (Retired)</i> | <i>NuclearMedicineImageStorageRetired</i> | SOP Class | PS3.4 (1993) |
| 1.2.840.10008.5.1.4.1.1.6 | <i>Ultrasound Image Storage (Retired)</i> | <i>UltrasoundImageStorageRetired</i> | SOP Class | PS3.4 (1993) |
| 1.2.840.10008.5.1.4.1.1.6.1 | Ultrasound Image Storage | UltrasoundImageStorage | SOP Class | PS3.4 |
| 1.2.840.10008.5.1.4.1.1.6.2 | Enhanced US Volume Storage | EnhancedUSVolumeStorage | SOP Class | PS3.4 |
| 1.2.840.10008.5.1.4.1.1.7 | Secondary Capture Image Storage | SecondaryCaptureImageStorage | SOP Class | PS3.4 |
| 1.2.840.10008.5.1.4.1.1.7.1 | Multi-frame Single Bit Secondary Capture Image Storage | MultiFrameSingleBitSecondaryCaptureImageStorage | SOP Class | PS3.4 |
| 1.2.840.10008.5.1.4.1.1.7.2 | Multi-frame Grayscale Byte Secondary Capture Image Storage | MultiFrameGrayscaleByteSecondaryCaptureImageStorage | SOP Class | PS3.4 |
| 1.2.840.10008.5.1.4.1.1.7.3 | Multi-frame Grayscale Word Secondary Capture Image Storage | MultiFrameGrayscaleWordSecondaryCaptureImageStorage | SOP Class | PS3.4 |
| 1.2.840.10008.5.1.4.1.1.7.4 | Multi-frame True Color Secondary Capture Image Storage | MultiFrameTrueColorSecondaryCaptureImageStorage | SOP Class | PS3.4 |
| 1.2.840.10008.5.1.4.1.1.8 | <i>Standalone Overlay Storage (Retired)</i> | <i>StandaloneOverlayStorage</i> | SOP Class | PS3.4 (2004) |
| 1.2.840.10008.5.1.4.1.1.9 | <i>Standalone Curve Storage (Retired)</i> | <i>StandaloneCurveStorage</i> | SOP Class | PS3.4 (2004) |
| 1.2.840.10008.5.1.4.1.1.9.1 | <i>Waveform Storage - Trial (Retired)</i> | <i>WaveformStorageTrial</i> | SOP Class | PS3.4 (2007) |
| 1.2.840.10008.5.1.4.1.1.9.1.1 | 12-lead ECG Waveform Storage | TwelveLeadECGWaveformStorage | SOP Class | PS3.4 |
| 1.2.840.10008.5.1.4.1.1.9.1.2 | General ECG Waveform Storage | GeneralECGWaveformStorage | SOP Class | PS3.4 |
| 1.2.840.10008.5.1.4.1.1.9.1.3 | Ambulatory ECG Waveform Storage | AmbulatoryECGWaveformStorage | SOP Class | PS3.4 |
| 1.2.840.10008.5.1.4.1.1.9.2.1 | Hemodynamic Waveform Storage | HemodynamicWaveformStorage | SOP Class | PS3.4 |
| 1.2.840.10008.5.1.4.1.1.9.3.1 | Cardiac Electrophysiology Waveform Storage | CardiacElectrophysiologyWaveformStorage | SOP Class | PS3.4 |
| 1.2.840.10008.5.1.4.1.1.9.4.1 | Basic Voice Audio Waveform Storage | BasicVoiceAudioWaveformStorage | SOP Class | PS3.4 |
| 1.2.840.10008.5.1.4.1.1.9.4.2 | General Audio Waveform Storage | GeneralAudioWaveformStorage | SOP Class | PS3.4 |
| 1.2.840.10008.5.1.4.1.1.9.5.1 | Arterial Pulse Waveform Storage | ArterialPulseWaveformStorage | SOP Class | PS3.4 |
| 1.2.840.10008.5.1.4.1.1.9.6.1 | Respiratory Waveform Storage | RespiratoryWaveformStorage | SOP Class | PS3.4 |
| 1.2.840.10008.5.1.4.1.1.9.6.2 | Multi-channel Respiratory Waveform Storage | MultichannelRespiratoryWaveformStorage | SOP Class | PS3.4 |
| 1.2.840.10008.5.1.4.1.1.9.7.1 | Routine Scalp Electroencephalogram Waveform Storage | RoutineScalpElectroencephalogramWaveformStorage | SOP Class | PS3.4 |

| UID Value | UID Name | UID Keyword | UID Type | Part |
|--------------------------------|--|--|------------------|---------------------|
| 1.2.840.10008.5.1.4.1.1.9.7.2 | Electromyogram Waveform Storage | ElectromyogramWaveformStorage | SOP Class | PS3.4 |
| 1.2.840.10008.5.1.4.1.1.9.7.3 | Electrooculogram Waveform Storage | ElectrooculogramWaveformStorage | SOP Class | PS3.4 |
| 1.2.840.10008.5.1.4.1.1.9.7.4 | Sleep Electroencephalogram Waveform Storage | SleepElectroencephalogramWaveformStorage | SOP Class | PS3.4 |
| 1.2.840.10008.5.1.4.1.1.9.8.1 | Body Position Waveform Storage | BodyPositionWaveformStorage | SOP Class | PS3.4 |
| 1.2.840.10008.5.1.4.1.1.10 | <i>Standalone Modality LUT Storage (Retired)</i> | <i>StandaloneModalityLUTStorage</i> | <i>SOP Class</i> | <i>PS3.4 (2004)</i> |
| 1.2.840.10008.5.1.4.1.1.11 | <i>Standalone VOI LUT Storage (Retired)</i> | <i>StandaloneVOILUTStorage</i> | <i>SOP Class</i> | <i>PS3.4 (2004)</i> |
| 1.2.840.10008.5.1.4.1.1.11.1 | Grayscale Softcopy Presentation State Storage | GrayscaleSoftcopyPresentationStateStorage | SOP Class | PS3.4 |
| 1.2.840.10008.5.1.4.1.1.11.2 | Color Softcopy Presentation State Storage | ColorSoftcopyPresentationStateStorage | SOP Class | PS3.4 |
| 1.2.840.10008.5.1.4.1.1.11.3 | Pseudo-Color Softcopy Presentation State Storage | PseudoColorSoftcopyPresentationStateStorage | SOP Class | PS3.4 |
| 1.2.840.10008.5.1.4.1.1.11.4 | Blending Softcopy Presentation State Storage | BlendingSoftcopyPresentationStateStorage | SOP Class | PS3.4 |
| 1.2.840.10008.5.1.4.1.1.11.5 | XA/XRF Grayscale Softcopy Presentation State Storage | XAXRFGrayscaleSoftcopyPresentationStateStorage | SOP Class | PS3.4 |
| 1.2.840.10008.5.1.4.1.1.11.6 | Grayscale Planar MPR Volumetric Presentation State Storage | GrayscalePlanarMPR VolumetricPresentationStateStorage | SOP Class | PS3.4 |
| 1.2.840.10008.5.1.4.1.1.11.7 | Compositing Planar MPR Volumetric Presentation State Storage | CompositingPlanarMPR VolumetricPresentationStateStorage | SOP Class | PS3.4 |
| 1.2.840.10008.5.1.4.1.1.11.8 | Advanced Blending Presentation State Storage | AdvancedBlending PresentationStateStorage | SOP Class | PS3.4 |
| 1.2.840.10008.5.1.4.1.1.11.9 | Volume Rendering Volumetric Presentation State Storage | VolumeRenderingVolumetric PresentationStateStorage | SOP Class | PS3.4 |
| 1.2.840.10008.5.1.4.1.1.11.10 | Segmented Volume Rendering Volumetric Presentation State Storage | SegmentedVolumeRendering VolumetricPresentationStateStorage | SOP Class | PS3.4 |
| 1.2.840.10008.5.1.4.1.1.11.11 | Multiple Volume Rendering Volumetric Presentation State Storage | MultipleVolumeRendering VolumetricPresentationStateStorage | SOP Class | PS3.4 |
| 1.2.840.10008.5.1.4.1.1.12.1 | X-Ray Angiographic Image Storage | XRayAngiographicImageStorage | SOP Class | PS3.4 |
| 1.2.840.10008.5.1.4.1.1.12.1.1 | Enhanced XA Image Storage | EnhancedXAImageStorage | SOP Class | PS3.4 |
| 1.2.840.10008.5.1.4.1.1.12.2 | X-Ray Radiofluoroscopic Image Storage | XRayRadiofluoroscopicImageStorage | SOP Class | PS3.4 |
| 1.2.840.10008.5.1.4.1.1.12.2.1 | Enhanced XRF Image Storage | EnhancedXRFImageStorage | SOP Class | PS3.4 |
| 1.2.840.10008.5.1.4.1.1.12.3 | <i>X-Ray Angiographic Bi-Plane Image Storage (Retired)</i> | <i>XRayAngiographicBiPlaneImageStorage</i> | <i>SOP Class</i> | <i>PS3.4 (1998)</i> |
| 1.2.840.10008.5.1.4.1.1.12.77 | <i>(Retired)</i> | | <i>SOP Class</i> | <i>(2015c)</i> |
| 1.2.840.10008.5.1.4.1.1.13.1.1 | X-Ray 3D Angiographic Image Storage | XRay3DAngiographicImageStorage | SOP Class | PS3.4 |

| UID Value | UID Name | UID Keyword | UID Type | Part |
|----------------------------------|---|--|------------------|---------------------|
| 1.2.840.10008.5.1.4.1.1.13.1.2 | X-Ray 3D Craniofacial Image Storage | XRay3DCraniofacialImageStorage | SOP Class | PS3.4 |
| 1.2.840.10008.5.1.4.1.1.13.1.3 | Breast Tomosynthesis Image Storage | BreastTomosynthesisImageStorage | SOP Class | PS3.4 |
| 1.2.840.10008.5.1.4.1.1.13.1.4 | Breast Projection X-Ray Image Storage - For Presentation | BreastProjectionXRayImageStorageForPresentation | SOP Class | PS3.4 |
| 1.2.840.10008.5.1.4.1.1.13.1.5 | Breast Projection X-Ray Image Storage - For Processing | BreastProjectionXRayImageStorageForProcessing | SOP Class | PS3.4 |
| 1.2.840.10008.5.1.4.1.1.14.1 | Intravascular Optical Coherence Tomography Image Storage - For Presentation | IntravascularOpticalCoherenceTomographyImageStorageForPresentation | SOP Class | PS3.4 |
| 1.2.840.10008.5.1.4.1.1.14.2 | Intravascular Optical Coherence Tomography Image Storage - For Processing | IntravascularOpticalCoherenceTomographyImageStorageForProcessing | SOP Class | PS3.4 |
| 1.2.840.10008.5.1.4.1.1.20 | Nuclear Medicine Image Storage | NuclearMedicineImageStorage | SOP Class | PS3.4 |
| 1.2.840.10008.5.1.4.1.1.30 | Parametric Map Storage | ParametricMapStorage | SOP Class | PS3.4 |
| 1.2.840.10008.5.1.4.1.1.40 | <i>(Retired)</i> | | <i>SOP Class</i> | <i>(2015c)</i> |
| 1.2.840.10008.5.1.4.1.1.66 | Raw Data Storage | RawDataStorage | SOP Class | PS3.4 |
| 1.2.840.10008.5.1.4.1.1.66.1 | Spatial Registration Storage | SpatialRegistrationStorage | SOP Class | PS3.4 |
| 1.2.840.10008.5.1.4.1.1.66.2 | Spatial Fiducials Storage | SpatialFiducialsStorage | SOP Class | PS3.4 |
| 1.2.840.10008.5.1.4.1.1.66.3 | Deformable Spatial Registration Storage | DeformableSpatialRegistrationStorage | SOP Class | PS3.4 |
| 1.2.840.10008.5.1.4.1.1.66.4 | Segmentation Storage | SegmentationStorage | SOP Class | PS3.4 |
| 1.2.840.10008.5.1.4.1.1.66.5 | Surface Segmentation Storage | SurfaceSegmentationStorage | SOP Class | PS3.4 |
| 1.2.840.10008.5.1.4.1.1.66.6 | Tractography Results Storage | TractographyResultsStorage | SOP Class | PS3.4 |
| 1.2.840.10008.5.1.4.1.1.67 | Real World Value Mapping Storage | RealWorldValueMappingStorage | SOP Class | PS3.4 |
| 1.2.840.10008.5.1.4.1.1.68.1 | Surface Scan Mesh Storage | SurfaceScanMeshStorage | SOP Class | PS3.4 |
| 1.2.840.10008.5.1.4.1.1.68.2 | Surface Scan Point Cloud Storage | SurfaceScanPointCloudStorage | SOP Class | PS3.4 |
| 1.2.840.10008.5.1.4.1.1.77.1 | <i>VL Image Storage - Trial (Retired)</i> | <i>VLImageStorageTrial</i> | <i>SOP Class</i> | <i>PS3.4 (1998)</i> |
| 1.2.840.10008.5.1.4.1.1.77.2 | <i>VL Multi-frame Image Storage - Trial (Retired)</i> | <i>VLMultiFrameImageStorageTrial</i> | <i>SOP Class</i> | <i>PS3.4 (1998)</i> |
| 1.2.840.10008.5.1.4.1.1.77.1.1 | VL Endoscopic Image Storage | VLEndoscopicImageStorage | SOP Class | PS3.4 |
| 1.2.840.10008.5.1.4.1.1.77.1.1.1 | Video Endoscopic Image Storage | VideoEndoscopicImageStorage | SOP Class | PS3.4 |
| 1.2.840.10008.5.1.4.1.1.77.1.2 | VL Microscopic Image Storage | VLMicroscopicImageStorage | SOP Class | PS3.4 |
| 1.2.840.10008.5.1.4.1.1.77.1.2.1 | Video Microscopic Image Storage | VideoMicroscopicImageStorage | SOP Class | PS3.4 |
| 1.2.840.10008.5.1.4.1.1.77.1.3 | VL Slide-Coordinates Microscopic Image Storage | VLSlideCoordinatesMicroscopicImageStorage | SOP Class | PS3.4 |
| 1.2.840.10008.5.1.4.1.1.77.1.4 | VL Photographic Image Storage | VLPhotographicImageStorage | SOP Class | PS3.4 |
| 1.2.840.10008.5.1.4.1.1.77.1.4.1 | Video Photographic Image Storage | VideoPhotographicImageStorage | SOP Class | PS3.4 |

| UID Value | UID Name | UID Keyword | UID Type | Part |
|----------------------------------|--|---|-----------|-------|
| 1.2.840.10008.5.1.4.1.1.77.1.5.1 | Ophthalmic Photography 8 Bit Image Storage | OphthalmicPhotography8BitImageStorage | SOP Class | PS3.4 |
| 1.2.840.10008.5.1.4.1.1.77.1.5.2 | Ophthalmic Photography 16 Bit Image Storage | OphthalmicPhotography16BitImageStorage | SOP Class | PS3.4 |
| 1.2.840.10008.5.1.4.1.1.77.1.5.3 | Stereometric Relationship Storage | StereometricRelationshipStorage | SOP Class | PS3.4 |
| 1.2.840.10008.5.1.4.1.1.77.1.5.4 | Ophthalmic Tomography Image Storage | OphthalmicTomographyImageStorage | SOP Class | PS3.4 |
| 1.2.840.10008.5.1.4.1.1.77.1.5.5 | Wide Field Ophthalmic Photography Stereographic Projection Image Storage | WideFieldOphthalmicPhotographyStereographicProjectionImageStorage | SOP Class | PS3.4 |
| 1.2.840.10008.5.1.4.1.1.77.1.5.6 | Wide Field Ophthalmic Photography 3D Coordinates Image Storage | WideFieldOphthalmicPhotography3DCoordinatesImageStorage | SOP Class | PS3.4 |
| 1.2.840.10008.5.1.4.1.1.77.1.5.7 | Ophthalmic Optical Coherence Tomography En Face Image Storage | OphthalmicOpticalCoherenceTomographyEnFaceImageStorage | SOP Class | PS3.4 |
| 1.2.840.10008.5.1.4.1.1.77.1.5.8 | Ophthalmic Optical Coherence Tomography B-scan Volume Analysis Storage | OphthalmicOpticalCoherenceTomographyBscanVolumeAnalysisStorage | SOP Class | PS3.4 |
| 1.2.840.10008.5.1.4.1.1.77.1.6 | VL Whole Slide Microscopy Image Storage | VLWholeSlideMicroscopyImageStorage | SOP Class | PS3.4 |
| 1.2.840.10008.5.1.4.1.1.77.1.7 | Dermoscopic Photography Image Storage | DermoscopicPhotographyImageStorage | SOP Class | PS3.4 |
| 1.2.840.10008.5.1.4.1.1.78.1 | Lensometry Measurements Storage | LensometryMeasurementsStorage | SOP Class | PS3.4 |
| 1.2.840.10008.5.1.4.1.1.78.2 | Autorefractive Measurements Storage | AutorefractiveMeasurementsStorage | SOP Class | PS3.4 |
| 1.2.840.10008.5.1.4.1.1.78.3 | Keratometry Measurements Storage | KeratometryMeasurementsStorage | SOP Class | PS3.4 |
| 1.2.840.10008.5.1.4.1.1.78.4 | Subjective Refraction Measurements Storage | SubjectiveRefractionMeasurementsStorage | SOP Class | PS3.4 |
| 1.2.840.10008.5.1.4.1.1.78.5 | Visual Acuity Measurements Storage | VisualAcuityMeasurementsStorage | SOP Class | PS3.4 |
| 1.2.840.10008.5.1.4.1.1.78.6 | Spectacle Prescription Report Storage | SpectaclePrescriptionReportStorage | SOP Class | PS3.4 |
| 1.2.840.10008.5.1.4.1.1.78.7 | Ophthalmic Axial Measurements Storage | OphthalmicAxialMeasurementsStorage | SOP Class | PS3.4 |
| 1.2.840.10008.5.1.4.1.1.78.8 | Intraocular Lens Calculations Storage | IntraocularLensCalculationsStorage | SOP Class | PS3.4 |
| 1.2.840.10008.5.1.4.1.1.79.1 | Macular Grid Thickness and Volume Report Storage | MacularGridThicknessAndVolumeReportStorage | SOP Class | PS3.4 |
| 1.2.840.10008.5.1.4.1.1.80.1 | Ophthalmic Visual Field Static Perimetry Measurements Storage | OphthalmicVisualFieldStaticPerimetryMeasurementsStorage | SOP Class | PS3.4 |
| 1.2.840.10008.5.1.4.1.1.81.1 | Ophthalmic Thickness Map Storage | OphthalmicThicknessMapStorage | SOP Class | PS3.4 |
| 1.2.840.10008.5.1.4.1.1.82.1 | Corneal Topography Map Storage | CornealTopographyMapStorage | SOP Class | PS3.4 |

| UID Value | UID Name | UID Keyword | UID Type | Part |
|-------------------------------|---|--|------------------|---------------------|
| 1.2.840.10008.5.1.4.1.1.88.1 | <i>Text SR Storage - Trial (Retired)</i> | <i>TextSRStorageTrial</i> | <i>SOP Class</i> | <i>PS3.4 (2007)</i> |
| 1.2.840.10008.5.1.4.1.1.88.2 | <i>Audio SR Storage - Trial (Retired)</i> | <i>AudioSRStorageTrial</i> | <i>SOP Class</i> | <i>PS3.4 (2007)</i> |
| 1.2.840.10008.5.1.4.1.1.88.3 | <i>Detail SR Storage - Trial (Retired)</i> | <i>DetailSRStorageTrial</i> | <i>SOP Class</i> | <i>PS3.4 (2007)</i> |
| 1.2.840.10008.5.1.4.1.1.88.4 | <i>Comprehensive SR Storage - Trial (Retired)</i> | <i>ComprehensiveSRStorageTrial</i> | <i>SOP Class</i> | <i>PS3.4 (2007)</i> |
| 1.2.840.10008.5.1.4.1.1.88.11 | Basic Text SR Storage | BasicTextSRStorage | SOP Class | PS3.4 |
| 1.2.840.10008.5.1.4.1.1.88.22 | Enhanced SR Storage | EnhancedSRStorage | SOP Class | PS3.4 |
| 1.2.840.10008.5.1.4.1.1.88.33 | Comprehensive SR Storage | ComprehensiveSRStorage | SOP Class | PS3.4 |
| 1.2.840.10008.5.1.4.1.1.88.34 | Comprehensive 3D SR Storage | Comprehensive3DSRStorage | SOP Class | PS3.4 |
| 1.2.840.10008.5.1.4.1.1.88.35 | Extensible SR Storage | ExtensibleSRStorage | SOP Class | PS3.4 |
| 1.2.840.10008.5.1.4.1.1.88.40 | Procedure Log Storage | ProcedureLogStorage | SOP Class | PS3.4 |
| 1.2.840.10008.5.1.4.1.1.88.50 | Mammography CAD SR Storage | MammographyCADSRStorage | SOP Class | PS3.4 |
| 1.2.840.10008.5.1.4.1.1.88.59 | Key Object Selection Document Storage | KeyObjectSelectionDocumentStorage | SOP Class | PS3.4 |
| 1.2.840.10008.5.1.4.1.1.88.65 | Chest CAD SR Storage | ChestCADSRStorage | SOP Class | PS3.4 |
| 1.2.840.10008.5.1.4.1.1.88.67 | X-Ray Radiation Dose SR Storage | XRayRadiationDoseSRStorage | SOP Class | PS3.4 |
| 1.2.840.10008.5.1.4.1.1.88.68 | Radiopharmaceutical Radiation Dose SR Storage | RadiopharmaceuticalRadiationDoseSRStorage | SOP Class | PS3.4 |
| 1.2.840.10008.5.1.4.1.1.88.69 | Colon CAD SR Storage | ColonCADSRStorage | SOP Class | PS3.4 |
| 1.2.840.10008.5.1.4.1.1.88.70 | Implantation Plan SR Storage | ImplantationPlanSRStorage | SOP Class | PS3.4 |
| 1.2.840.10008.5.1.4.1.1.88.71 | Acquisition Context SR Storage | AcquisitionContextSRStorage | SOP Class | PS3.4 |
| 1.2.840.10008.5.1.4.1.1.88.72 | Simplified Adult Echo SR Storage | SimplifiedAdultEchoSRStorage | SOP Class | PS3.4 |
| 1.2.840.10008.5.1.4.1.1.88.73 | Patient Radiation Dose SR Storage | PatientRadiationDoseSRStorage | SOP Class | PS3.4 |
| 1.2.840.10008.5.1.4.1.1.88.74 | Planned Imaging Agent Administration SR Storage | PlannedImagingAgentAdministrationSRStorage | SOP Class | PS3.4 |
| 1.2.840.10008.5.1.4.1.1.88.75 | Performed Imaging Agent Administration SR Storage | PerformedImagingAgentAdministrationSRStorage | SOP Class | PS3.4 |
| 1.2.840.10008.5.1.4.1.1.90.1 | Content Assessment Results Storage | ContentAssessmentResultsStorage | SOP Class | PS3.4 |
| 1.2.840.10008.5.1.4.1.1.104.1 | Encapsulated PDF Storage | EncapsulatedPDFStorage | SOP Class | PS3.4 |
| 1.2.840.10008.5.1.4.1.1.104.2 | Encapsulated CDA Storage | EncapsulatedCDAStorage | SOP Class | PS3.4 |
| 1.2.840.10008.5.1.4.1.1.104.3 | Encapsulated STL Storage | EncapsulatedSTLStorage | SOP Class | PS3.4 |
| 1.2.840.10008.5.1.4.1.1.104.4 | Encapsulated OBJ Storage | EncapsulatedOBJStorage | SOP Class | PS3.4 |
| 1.2.840.10008.5.1.4.1.1.104.5 | Encapsulated MTL Storage | EncapsulatedMTLStorage | SOP Class | PS3.4 |
| 1.2.840.10008.5.1.4.1.1.128 | Positron Emission Tomography Image Storage | PositronEmissionTomographyImageStorage | SOP Class | PS3.4 |
| 1.2.840.10008.5.1.4.1.1.128.1 | Legacy Converted Enhanced PET Image Storage | LegacyConvertedEnhancedPETImageStorage | SOP Class | PS3.4 |
| 1.2.840.10008.5.1.4.1.1.129 | <i>Standalone PET Curve Storage (Retired)</i> | <i>StandalonePETCurveStorage</i> | <i>SOP Class</i> | <i>PS3.4 (2004)</i> |
| 1.2.840.10008.5.1.4.1.1.130 | Enhanced PET Image Storage | EnhancedPETImageStorage | SOP Class | PS3.4 |

| UID Value | UID Name | UID Keyword | UID Type | Part |
|--------------------------------|--|--------------------------------------|-----------|-------|
| 1.2.840.10008.5.1.4.1.1.131 | Basic Structured Display Storage | BasicStructuredDisplayStorage | SOP Class | PS3.4 |
| 1.2.840.10008.5.1.4.1.1.200.1 | CT Defined Procedure Protocol Storage | CTDefinedProcedureProtocolStorage | SOP Class | PS3.4 |
| 1.2.840.10008.5.1.4.1.1.200.2 | CT Performed Procedure Protocol Storage | CTPerformedProcedureProtocolStorage | SOP Class | PS3.4 |
| 1.2.840.10008.5.1.4.1.1.200.3 | Protocol Approval Storage | ProtocolApprovalStorage | SOP Class | PS3.4 |
| 1.2.840.10008.5.1.4.1.1.200.4 | Protocol Approval Information Model - FIND | ProtocolApprovalInformationModelFind | SOP Class | PS3.4 |
| 1.2.840.10008.5.1.4.1.1.200.5 | Protocol Approval Information Model - MOVE | ProtocolApprovalInformationModelMove | SOP Class | PS3.4 |
| 1.2.840.10008.5.1.4.1.1.200.6 | Protocol Approval Information Model - GET | ProtocolApprovalInformationModelGet | SOP Class | PS3.4 |
| 1.2.840.10008.5.1.4.1.1.200.7 | XA Defined Procedure Protocol Storage | XADefinedProcedureProtocolStorage | SOP Class | PS3.4 |
| 1.2.840.10008.5.1.4.1.1.200.8 | XA Performed Procedure Protocol Storage | XAPerformedProcedureProtocolStorage | SOP Class | PS3.4 |
| 1.2.840.10008.5.1.4.1.1.481.1 | RT Image Storage | RTImageStorage | SOP Class | PS3.4 |
| 1.2.840.10008.5.1.4.1.1.481.2 | RT Dose Storage | RTDoseStorage | SOP Class | PS3.4 |
| 1.2.840.10008.5.1.4.1.1.481.3 | RT Structure Set Storage | RTStructureSetStorage | SOP Class | PS3.4 |
| 1.2.840.10008.5.1.4.1.1.481.4 | RT Beams Treatment Record Storage | RTBeamsTreatmentRecordStorage | SOP Class | PS3.4 |
| 1.2.840.10008.5.1.4.1.1.481.5 | RT Plan Storage | RTPlanStorage | SOP Class | PS3.4 |
| 1.2.840.10008.5.1.4.1.1.481.6 | RT Brachy Treatment Record Storage | RTBrachyTreatmentRecordStorage | SOP Class | PS3.4 |
| 1.2.840.10008.5.1.4.1.1.481.7 | RT Treatment Summary Record Storage | RTTreatmentSummaryRecordStorage | SOP Class | PS3.4 |
| 1.2.840.10008.5.1.4.1.1.481.8 | RT Ion Plan Storage | RTIonPlanStorage | SOP Class | PS3.4 |
| 1.2.840.10008.5.1.4.1.1.481.9 | RT Ion Beams Treatment Record Storage | RTIonBeamsTreatmentRecordStorage | SOP Class | PS3.4 |
| 1.2.840.10008.5.1.4.1.1.481.10 | RT Physician Intent Storage | RTPhysicianIntentStorage | SOP Class | PS3.4 |
| 1.2.840.10008.5.1.4.1.1.481.11 | RT Segment Annotation Storage | RTSegmentAnnotationStorage | SOP Class | PS3.4 |
| 1.2.840.10008.5.1.4.1.1.481.12 | RT Radiation Set Storage | RTRadiationSetStorage | SOP Class | PS3.4 |
| 1.2.840.10008.5.1.4.1.1.481.13 | C-Arm Photon-Electron Radiation Storage | CArmPhotonElectronRadiationStorage | SOP Class | PS3.4 |
| 1.2.840.10008.5.1.4.1.1.481.14 | Tomotherapeutic Radiation Storage | TomotherapeuticRadiationStorage | SOP Class | PS3.4 |
| 1.2.840.10008.5.1.4.1.1.481.15 | Robotic-Arm Radiation Storage | RoboticArmRadiationStorage | SOP Class | PS3.4 |
| 1.2.840.10008.5.1.4.1.1.481.16 | RT Radiation Record Set Storage | RTRadiationRecordSetStorage | SOP Class | PS3.4 |
| 1.2.840.10008.5.1.4.1.1.481.17 | RT Radiation Salvage Record Storage | RTRadiationSalvageRecordStorage | SOP Class | PS3.4 |

| UID Value | UID Name | UID Keyword | UID Type | Part |
|---------------------------------|---|--|-----------|-----------------------|
| 1.2.840.10008.5.1.4.1.1.481.18 | Tomotherapeutic Radiation Record Storage | TomotherapeuticRadiationRecordStorage | SOP Class | PS3.4 |
| 1.2.840.10008.5.1.4.1.1.481.19 | C-Arm Photon-Electron Radiation Record Storage | CArmPhotonElectronRadiationRecordStorage | SOP Class | PS3.4 |
| 1.2.840.10008.5.1.4.1.1.481.20 | Robotic Radiation Record Storage | RoboticRadiationRecordStorage | SOP Class | PS3.4 |
| 1.2.840.10008.5.1.4.1.1.501.1 | DICOS CT Image Storage | DICOSCTImageStorage | SOP Class | DICOS |
| 1.2.840.10008.5.1.4.1.1.501.2.1 | DICOS Digital X-Ray Image Storage - For Presentation | DICOSDigitalXRayImageStorageForPresentation | SOP Class | DICOS |
| 1.2.840.10008.5.1.4.1.1.501.2.2 | DICOS Digital X-Ray Image Storage - For Processing | DICOSDigitalXRayImageStorageForProcessing | SOP Class | DICOS |
| 1.2.840.10008.5.1.4.1.1.501.3 | DICOS Threat Detection Report Storage | DICOSThreatDetectionReportStorage | SOP Class | DICOS |
| 1.2.840.10008.5.1.4.1.1.501.4 | DICOS 2D AIT Storage | DICOS2DAITStorage | SOP Class | DICOS |
| 1.2.840.10008.5.1.4.1.1.501.5 | DICOS 3D AIT Storage | DICOS3DAITStorage | SOP Class | DICOS |
| 1.2.840.10008.5.1.4.1.1.501.6 | DICOS Quadrupole Resonance (QR) Storage | DICOSQuadrupoleResonanceStorage | SOP Class | DICOS |
| 1.2.840.10008.5.1.4.1.1.601.1 | Eddy Current Image Storage | EddyCurrentImageStorage | SOP Class | DICONDE ASTM E2934 |
| 1.2.840.10008.5.1.4.1.1.601.2 | Eddy Current Multi-frame Image Storage | EddyCurrentMultiFrameImageStorage | SOP Class | DICONDE ASTM E2934 |
| 1.2.840.10008.5.1.4.1.2.1.1 | Patient Root Query/Retrieve Information Model - FIND | PatientRootQueryRetrieveInformationModelFind | SOP Class | PS3.4 |
| 1.2.840.10008.5.1.4.1.2.1.2 | Patient Root Query/Retrieve Information Model - MOVE | PatientRootQueryRetrieveInformationModelMove | SOP Class | PS3.4 |
| 1.2.840.10008.5.1.4.1.2.1.3 | Patient Root Query/Retrieve Information Model - GET | PatientRootQueryRetrieveInformationModelGet | SOP Class | PS3.4 |
| 1.2.840.10008.5.1.4.1.2.2.1 | Study Root Query/Retrieve Information Model - FIND | StudyRootQueryRetrieveInformationModelFind | SOP Class | PS3.4 |
| 1.2.840.10008.5.1.4.1.2.2.2 | Study Root Query/Retrieve Information Model - MOVE | StudyRootQueryRetrieveInformationModelMove | SOP Class | PS3.4 |
| 1.2.840.10008.5.1.4.1.2.2.3 | Study Root Query/Retrieve Information Model - GET | StudyRootQueryRetrieveInformationModelGet | SOP Class | PS3.4 |
| 1.2.840.10008.5.1.4.1.2.3.1 | <i>Patient/Study Only Query/Retrieve Information Model - FIND (Retired)</i> | <i>PatientStudyOnlyQueryRetrieveInformationModelFind</i> | SOP Class | PS3.4 (2004) |
| 1.2.840.10008.5.1.4.1.2.3.2 | <i>Patient/Study Only Query/Retrieve Information Model - MOVE (Retired)</i> | <i>PatientStudyOnlyQueryRetrieveInformationModelMove</i> | SOP Class | PS3.4 (2004) |
| 1.2.840.10008.5.1.4.1.2.3.3 | <i>Patient/Study Only Query/Retrieve Information Model - GET (Retired)</i> | <i>PatientStudyOnlyQueryRetrieveInformationModelGet</i> | SOP Class | PS3.4 (2004) |
| 1.2.840.10008.5.1.4.1.2.4.2 | Composite Instance Root Retrieve - MOVE | CompositeInstanceRootRetrieveMove | SOP Class | PS3.4 |
| 1.2.840.10008.5.1.4.1.2.4.3 | Composite Instance Root Retrieve - GET | CompositeInstanceRootRetrieveGet | SOP Class | PS3.4 |
| 1.2.840.10008.5.1.4.1.2.5.3 | Composite Instance Retrieve Without Bulk Data - GET | CompositeInstanceRetrieveWithoutBulkDataGet | SOP Class | PS3.4 |

| UID Value | UID Name | UID Keyword | UID Type | Part |
|----------------------------|--|---|-------------------------|--------------|
| 1.2.840.10008.5.1.4.20.1 | Defined Procedure Protocol Information Model - FIND | DefinedProcedureProtocolInformationModelFind | SOP Class | PS3.4 |
| 1.2.840.10008.5.1.4.20.2 | Defined Procedure Protocol Information Model - MOVE | DefinedProcedureProtocolInformationModelMove | SOP Class | PS3.4 |
| 1.2.840.10008.5.1.4.20.3 | Defined Procedure Protocol Information Model - GET | DefinedProcedureProtocolInformationModelGet | SOP Class | PS3.4 |
| 1.2.840.10008.5.1.4.31 | Modality Worklist Information Model - FIND | ModalityWorklistInformationModelFind | SOP Class | PS3.4 |
| 1.2.840.10008.5.1.4.32 | <i>General Purpose Worklist Management Meta SOP Class (Retired)</i> | <i>GeneralPurposeWorklistManagementMeta</i> | Meta SOP Class | PS3.4 (2011) |
| 1.2.840.10008.5.1.4.32.1 | <i>General Purpose Worklist Information Model - FIND (Retired)</i> | <i>GeneralPurposeWorklistInformationModelFind</i> | SOP Class | PS3.4 (2011) |
| 1.2.840.10008.5.1.4.32.2 | <i>General Purpose Scheduled Procedure Step SOP Class (Retired)</i> | <i>GeneralPurposeScheduledProcedureStep</i> | SOP Class | PS3.4 (2011) |
| 1.2.840.10008.5.1.4.32.3 | <i>General Purpose Performed Procedure Step SOP Class (Retired)</i> | <i>GeneralPurposePerformedProcedureStep</i> | SOP Class | PS3.4 (2011) |
| 1.2.840.10008.5.1.4.33 | Instance Availability Notification SOP Class | InstanceAvailabilityNotification | SOP Class | PS3.4 |
| 1.2.840.10008.5.1.4.34.1 | <i>RT Beams Delivery Instruction Storage - Trial (Retired)</i> | <i>RTBeamsDeliveryInstructionStorageTrial</i> | SOP Class | PS3.4 (2009) |
| 1.2.840.10008.5.1.4.34.2 | <i>RT Conventional Machine Verification - Trial (Retired)</i> | <i>RTConventionalMachineVerificationTrial</i> | SOP Class | PS3.4 (2009) |
| 1.2.840.10008.5.1.4.34.3 | <i>RT Ion Machine Verification - Trial (Retired)</i> | <i>RTIonMachineVerificationTrial</i> | SOP Class | PS3.4 (2009) |
| 1.2.840.10008.5.1.4.34.4 | <i>Unified Worklist and Procedure Step Service Class - Trial (Retired)</i> | <i>UnifiedWorklistAndProcedureStepTrial</i> | Service Class | PS3.4 (2009) |
| 1.2.840.10008.5.1.4.34.4.1 | <i>Unified Procedure Step - Push SOP Class - Trial (Retired)</i> | <i>UnifiedProcedureStepPushTrial</i> | SOP Class | PS3.4 (2009) |
| 1.2.840.10008.5.1.4.34.4.2 | <i>Unified Procedure Step - Watch SOP Class - Trial (Retired)</i> | <i>UnifiedProcedureStepWatchTrial</i> | SOP Class | PS3.4 (2009) |
| 1.2.840.10008.5.1.4.34.4.3 | <i>Unified Procedure Step - Pull SOP Class - Trial (Retired)</i> | <i>UnifiedProcedureStepPullTrial</i> | SOP Class | PS3.4 (2009) |
| 1.2.840.10008.5.1.4.34.4.4 | <i>Unified Procedure Step - Event SOP Class - Trial (Retired)</i> | <i>UnifiedProcedureStepEventTrial</i> | SOP Class | PS3.4 (2009) |
| 1.2.840.10008.5.1.4.34.5 | UPS Global Subscription SOP Instance | UPSGlobalSubscriptionInstance | Well-known SOP Instance | PS3.4 |
| 1.2.840.10008.5.1.4.34.5.1 | UPS Filtered Global Subscription SOP Instance | UPSFilteredGlobalSubscriptionInstance | Well-known SOP Instance | PS3.4 |
| 1.2.840.10008.5.1.4.34.6 | Unified Worklist and Procedure Step Service Class | UnifiedWorklistAndProcedureStep | Service Class | PS3.4 |
| 1.2.840.10008.5.1.4.34.6.1 | Unified Procedure Step - Push SOP Class | UnifiedProcedureStepPush | SOP Class | PS3.4 |
| 1.2.840.10008.5.1.4.34.6.2 | Unified Procedure Step - Watch SOP Class | UnifiedProcedureStepWatch | SOP Class | PS3.4 |

| UID Value | UID Name | UID Keyword | UID Type | Part |
|----------------------------|--|--|-----------|-------|
| 1.2.840.10008.5.1.4.34.6.3 | Unified Procedure Step - Pull SOP Class | UnifiedProcedureStepPull | SOP Class | PS3.4 |
| 1.2.840.10008.5.1.4.34.6.4 | Unified Procedure Step - Event SOP Class | UnifiedProcedureStepEvent | SOP Class | PS3.4 |
| 1.2.840.10008.5.1.4.34.6.5 | Unified Procedure Step - Query SOP Class | UnifiedProcedureStepQuery | SOP Class | PS3.4 |
| 1.2.840.10008.5.1.4.34.7 | RT Beams Delivery Instruction Storage | RTBeamsDeliveryInstructionStorage | SOP Class | PS3.4 |
| 1.2.840.10008.5.1.4.34.8 | RT Conventional Machine Verification | RTConventionalMachineVerification | SOP Class | PS3.4 |
| 1.2.840.10008.5.1.4.34.9 | RT Ion Machine Verification | RTIonMachineVerification | SOP Class | PS3.4 |
| 1.2.840.10008.5.1.4.34.10 | RT Brachy Application Setup Delivery Instruction Storage | RTBrachyApplicationSetupDeliveryInstructionStorage | SOP Class | PS3.4 |
| 1.2.840.10008.5.1.4.37.1 | General Relevant Patient Information Query | GeneralRelevantPatientInformationQuery | SOP Class | PS3.4 |
| 1.2.840.10008.5.1.4.37.2 | Breast Imaging Relevant Patient Information Query | BreastImagingRelevantPatientInformationQuery | SOP Class | PS3.4 |
| 1.2.840.10008.5.1.4.37.3 | Cardiac Relevant Patient Information Query | CardiacRelevantPatientInformationQuery | SOP Class | PS3.4 |
| 1.2.840.10008.5.1.4.38.1 | Hanging Protocol Storage | HangingProtocolStorage | SOP Class | PS3.4 |
| 1.2.840.10008.5.1.4.38.2 | Hanging Protocol Information Model - FIND | HangingProtocolInformationModelFind | SOP Class | PS3.4 |
| 1.2.840.10008.5.1.4.38.3 | Hanging Protocol Information Model - MOVE | HangingProtocolInformationModelMove | SOP Class | PS3.4 |
| 1.2.840.10008.5.1.4.38.4 | Hanging Protocol Information Model - GET | HangingProtocolInformationModelGet | SOP Class | PS3.4 |
| 1.2.840.10008.5.1.4.39.1 | Color Palette Storage | ColorPaletteStorage | SOP Class | PS3.4 |
| 1.2.840.10008.5.1.4.39.2 | Color Palette Query/Retrieve Information Model - FIND | ColorPaletteQueryRetrieveInformationModelFind | SOP Class | PS3.4 |
| 1.2.840.10008.5.1.4.39.3 | Color Palette Query/Retrieve Information Model - MOVE | ColorPaletteQueryRetrieveInformationModelMove | SOP Class | PS3.4 |
| 1.2.840.10008.5.1.4.39.4 | Color Palette Query/Retrieve Information Model - GET | ColorPaletteQueryRetrieveInformationModelGet | SOP Class | PS3.4 |
| 1.2.840.10008.5.1.4.41 | Product Characteristics Query SOP Class | ProductCharacteristicsQuery | SOP Class | PS3.4 |
| 1.2.840.10008.5.1.4.42 | Substance Approval Query SOP Class | SubstanceApprovalQuery | SOP Class | PS3.4 |
| 1.2.840.10008.5.1.4.43.1 | Generic Implant Template Storage | GenericImplantTemplateStorage | SOP Class | PS3.4 |
| 1.2.840.10008.5.1.4.43.2 | Generic Implant Template Information Model - FIND | GenericImplantTemplateInformationModelFind | SOP Class | PS3.4 |
| 1.2.840.10008.5.1.4.43.3 | Generic Implant Template Information Model - MOVE | GenericImplantTemplateInformationModelMove | SOP Class | PS3.4 |
| 1.2.840.10008.5.1.4.43.4 | Generic Implant Template Information Model - GET | GenericImplantTemplateInformationModelGet | SOP Class | PS3.4 |
| 1.2.840.10008.5.1.4.44.1 | Implant Assembly Template Storage | ImplantAssemblyTemplateStorage | SOP Class | PS3.4 |

| UID Value | UID Name | UID Keyword | UID Type | Part |
|--------------------------|--|---|---------------------------|--------|
| 1.2.840.10008.5.1.4.44.2 | Implant Assembly Template Information Model - FIND | ImplantAssemblyTemplateInformationModelFind | SOP Class | PS3.4 |
| 1.2.840.10008.5.1.4.44.3 | Implant Assembly Template Information Model - MOVE | ImplantAssemblyTemplateInformationModelMove | SOP Class | PS3.4 |
| 1.2.840.10008.5.1.4.44.4 | Implant Assembly Template Information Model - GET | ImplantAssemblyTemplateInformationModelGet | SOP Class | PS3.4 |
| 1.2.840.10008.5.1.4.45.1 | Implant Template Group Storage | ImplantTemplateGroupStorage | SOP Class | PS3.4 |
| 1.2.840.10008.5.1.4.45.2 | Implant Template Group Information Model - FIND | ImplantTemplateGroupInformationModelFind | SOP Class | PS3.4 |
| 1.2.840.10008.5.1.4.45.3 | Implant Template Group Information Model - MOVE | ImplantTemplateGroupInformationModelMove | SOP Class | PS3.4 |
| 1.2.840.10008.5.1.4.45.4 | Implant Template Group Information Model - GET | ImplantTemplateGroupInformationModelGet | SOP Class | PS3.4 |
| 1.2.840.10008.7.1.1 | Native DICOM Model | NativeDICOMModel | Application Hosting Model | PS3.19 |
| 1.2.840.10008.7.1.2 | Abstract Multi-Dimensional Image Model | AbstractMultiDimensionalImageModel | Application Hosting Model | PS3.19 |
| 1.2.840.10008.8.1.1 | DICOM Content Mapping Resource | DICOMContentMappingResource | Mapping Resource | PS3.16 |
| 1.2.840.10008.10.1 | Video Endoscopic Image Real-Time Communication | VideoEndoscopicImageRealTimeCommunication | SOP Class | PS3.22 |
| 1.2.840.10008.10.2 | Video Photographic Image Real-Time Communication | VideoPhotographicImageRealTimeCommunication | SOP Class | PS3.22 |
| 1.2.840.10008.10.3 | Audio Waveform Real-Time Communication | AudioWaveformRealTimeCommunication | SOP Class | PS3.22 |
| 1.2.840.10008.10.4 | Rendition Selection Document Real-Time Communication | RenditionSelectionDocumentRealTimeCommunication | SOP Class | PS3.22 |
| 1.2.840.10008.15.0.3.1 | dicomDeviceName | dicomDeviceName | LDAP OID | PS3.15 |
| 1.2.840.10008.15.0.3.2 | dicomDescription | dicomDescription | LDAP OID | PS3.15 |
| 1.2.840.10008.15.0.3.3 | dicomManufacturer | dicomManufacturer | LDAP OID | PS3.15 |
| 1.2.840.10008.15.0.3.4 | dicomManufacturerModelName | dicomManufacturerModelName | LDAP OID | PS3.15 |
| 1.2.840.10008.15.0.3.5 | dicomSoftwareVersion | dicomSoftwareVersion | LDAP OID | PS3.15 |
| 1.2.840.10008.15.0.3.6 | dicomVendorData | dicomVendorData | LDAP OID | PS3.15 |
| 1.2.840.10008.15.0.3.7 | dicomAETitle | dicomAETitle | LDAP OID | PS3.15 |
| 1.2.840.10008.15.0.3.8 | dicomNetworkConnectionReference | dicomNetworkConnectionReference | LDAP OID | PS3.15 |
| 1.2.840.10008.15.0.3.9 | dicomApplicationCluster | dicomApplicationCluster | LDAP OID | PS3.15 |
| 1.2.840.10008.15.0.3.10 | dicomAssociationInitiator | dicomAssociationInitiator | LDAP OID | PS3.15 |
| 1.2.840.10008.15.0.3.11 | dicomAssociationAcceptor | dicomAssociationAcceptor | LDAP OID | PS3.15 |
| 1.2.840.10008.15.0.3.12 | dicomHostname | dicomHostname | LDAP OID | PS3.15 |
| 1.2.840.10008.15.0.3.13 | dicomPort | dicomPort | LDAP OID | PS3.15 |
| 1.2.840.10008.15.0.3.14 | dicomSOPClass | dicomSOPClass | LDAP OID | PS3.15 |
| 1.2.840.10008.15.0.3.15 | dicomTransferRole | dicomTransferRole | LDAP OID | PS3.15 |
| 1.2.840.10008.15.0.3.16 | dicomTransferSyntax | dicomTransferSyntax | LDAP OID | PS3.15 |

| UID Value | UID Name | UID Keyword | UID Type | Part |
|-------------------------|---|---|------------------------------------|--------|
| 1.2.840.10008.15.0.3.17 | dicomPrimaryDeviceType | dicomPrimaryDeviceType | LDAP OID | PS3.15 |
| 1.2.840.10008.15.0.3.18 | dicomRelatedDeviceReference | dicomRelatedDeviceReference | LDAP OID | PS3.15 |
| 1.2.840.10008.15.0.3.19 | dicomPreferredCalledAETitle | dicomPreferredCalledAETitle | LDAP OID | PS3.15 |
| 1.2.840.10008.15.0.3.20 | dicomTLSCyphersuite | dicomTLSCyphersuite | LDAP OID | PS3.15 |
| 1.2.840.10008.15.0.3.21 | dicomAuthorizedNodeCertificateReference | dicomAuthorizedNodeCertificateReference | LDAP OID | PS3.15 |
| 1.2.840.10008.15.0.3.22 | dicomThisNodeCertificateReference | dicomThisNodeCertificateReference | LDAP OID | PS3.15 |
| 1.2.840.10008.15.0.3.23 | dicomInstalled | dicomInstalled | LDAP OID | PS3.15 |
| 1.2.840.10008.15.0.3.24 | dicomStationName | dicomStationName | LDAP OID | PS3.15 |
| 1.2.840.10008.15.0.3.25 | dicomDeviceSerialNumber | dicomDeviceSerialNumber | LDAP OID | PS3.15 |
| 1.2.840.10008.15.0.3.26 | dicomInstitutionName | dicomInstitutionName | LDAP OID | PS3.15 |
| 1.2.840.10008.15.0.3.27 | dicomInstitutionAddress | dicomInstitutionAddress | LDAP OID | PS3.15 |
| 1.2.840.10008.15.0.3.28 | dicomInstitutionDepartmentName | dicomInstitutionDepartmentName | LDAP OID | PS3.15 |
| 1.2.840.10008.15.0.3.29 | dicomIssuerOfPatientID | dicomIssuerOfPatientID | LDAP OID | PS3.15 |
| 1.2.840.10008.15.0.3.30 | dicomPreferredCallingAETitle | dicomPreferredCallingAETitle | LDAP OID | PS3.15 |
| 1.2.840.10008.15.0.3.31 | dicomSupportedCharacterSet | dicomSupportedCharacterSet | LDAP OID | PS3.15 |
| 1.2.840.10008.15.0.4.1 | dicomConfigurationRoot | dicomConfigurationRoot | LDAP OID | PS3.15 |
| 1.2.840.10008.15.0.4.2 | dicomDevicesRoot | dicomDevicesRoot | LDAP OID | PS3.15 |
| 1.2.840.10008.15.0.4.3 | dicomUniqueAETitlesRegistryRoot | dicomUniqueAETitlesRegistryRoot | LDAP OID | PS3.15 |
| 1.2.840.10008.15.0.4.4 | dicomDevice | dicomDevice | LDAP OID | PS3.15 |
| 1.2.840.10008.15.0.4.5 | dicomNetworkAE | dicomNetworkAE | LDAP OID | PS3.15 |
| 1.2.840.10008.15.0.4.6 | dicomNetworkConnection | dicomNetworkConnection | LDAP OID | PS3.15 |
| 1.2.840.10008.15.0.4.7 | dicomUniqueAETitle | dicomUniqueAETitle | LDAP OID | PS3.15 |
| 1.2.840.10008.15.0.4.8 | dicomTransferCapability | dicomTransferCapability | LDAP OID | PS3.15 |
| 1.2.840.10008.15.1.1 | Universal Coordinated Time | UTC | Synchronization Frame of Reference | PS3.3 |

Table A-2. Well-known Frames of Reference

| UID Value | UID Name | Normative Reference |
|-----------------------|--|--|
| 1.2.840.10008.1.4.1.1 | Talairach Brain Atlas Frame of Reference | Talairach J. and Tournoux P. Co-Planar stereotactic atlas of the human brain. Stuttgart Stuttgart: Georg Thieme Verlag, 1988. |
| 1.2.840.10008.1.4.1.2 | SPM2 T1 Frame of Reference | http://github.com/spm/spm2/blob/master/templates/T1.mnc |
| 1.2.840.10008.1.4.1.3 | SPM2 T2 Frame of Reference | http://github.com/spm/spm2/blob/master/templates/T2.mnc |
| 1.2.840.10008.1.4.1.4 | SPM2 PD Frame of Reference | http://github.com/spm/spm2/blob/master/templates/PD.mnc |
| 1.2.840.10008.1.4.1.5 | SPM2 EPI Frame of Reference | http://github.com/spm/spm2/blob/master/templates/EPI.mnc |

| UID Value | UID Name | Normative Reference |
|------------------------|---|--|
| 1.2.840.10008.1.4.1.6 | SPM2 FIL T1 Frame of Reference | http://github.com/spm/spm2/blob/master/templates/filT1.mnc |
| 1.2.840.10008.1.4.1.7 | SPM2 PET Frame of Reference | http://github.com/spm/spm2/blob/master/templates/PET.mnc |
| 1.2.840.10008.1.4.1.8 | SPM2 TRANSM Frame of Reference | http://github.com/spm/spm2/blob/master/templates/Transm.mnc |
| 1.2.840.10008.1.4.1.9 | SPM2 SPECT Frame of Reference | http://github.com/spm/spm2/blob/master/templates/SPECT.mnc |
| 1.2.840.10008.1.4.1.10 | SPM2 GRAY Frame of Reference | http://github.com/spm/spm2/blob/master/apriori/gray.mnc |
| 1.2.840.10008.1.4.1.11 | SPM2 WHITE Frame of Reference | http://github.com/spm/spm2/blob/master/apriori/white.mnc |
| 1.2.840.10008.1.4.1.12 | SPM2 CSF Frame of Reference | http://github.com/spm/spm2/blob/master/apriori/csf.mnc |
| 1.2.840.10008.1.4.1.13 | SPM2 BRAINMASK Frame of Reference | http://github.com/spm/spm2/blob/master/apriori/brainmask.mnc |
| 1.2.840.10008.1.4.1.14 | SPM2 AVG305T1 Frame of Reference | http://github.com/spm/spm2/blob/master/canonical/avg305T1.mnc |
| 1.2.840.10008.1.4.1.15 | SPM2 AVG152T1 Frame of Reference | http://github.com/spm/spm2/blob/master/canonical/avg152T1.mnc |
| 1.2.840.10008.1.4.1.16 | SPM2 AVG152T2 Frame of Reference | http://github.com/spm/spm2/blob/master/canonical/avg152T2.mnc |
| 1.2.840.10008.1.4.1.17 | SPM2 AVG152PD Frame of Reference | http://github.com/spm/spm2/blob/master/canonical/avg152PD.mnc |
| 1.2.840.10008.1.4.1.18 | SPM2 SINGLESUBJT1 Frame of Reference | http://github.com/spm/spm2/blob/master/canonical/single_subj_T1.mnc |
| 1.2.840.10008.1.4.2.1 | ICBM 452 T1 Frame of Reference | ICBM452 T1 Atlas http://resource.loni.usc.edu/atlasfiles/ICBM_452_T1_Atlas_Affine_Transformations.zip |
| 1.2.840.10008.1.4.2.2 | ICBM Single Subject MRI Frame of Reference | ICBM Single Subject MRI Anatomical Template http://resource.loni.usc.edu/atlasfiles/ICBM_Single_Subject_MRI_Anatomical_Template.zip |

| UID Value | UID Name | Normative Reference |
|-----------------------|---|---|
| 1.2.840.10008.1.4.3.1 | IEC 61217 Fixed Coordinate System Frame of Reference | Fixed coordinate system ("f") of [IEC 61217] and Section C.36.12.2.1 "IEC 61217 Fixed Reference System Frame of Reference" in PS3.3 |
| 1.2.840.10008.1.4.3.2 | Standard Robotic-Arm Coordinate System Frame of Reference | See Section C.36.12.2.2 "Standard Robotic-Arm Coordinate System Frame of Reference" in PS3.3. |
| 1.2.840.10008.1.4.4.1 | SRI24 Frame of Reference | http://www.nitrc.org/projects/sri24/ |
| 1.2.840.10008.1.4.5.1 | Colin27 Frame of Reference | http://www.bic.mni.mcgill.ca/ServicesAtlases/Colin27 |
| 1.2.840.10008.1.4.6.1 | LPBA40/AIR Frame of Reference | http://resource.loni.usc.edu/atlasfiles/LPBA40_AIR_Atlas_NIFTI_format.zip |
| 1.2.840.10008.1.4.6.2 | LPBA40/FLIRT Frame of Reference | http://resource.loni.usc.edu/atlasfiles/LPBA40_FLIRT_Atlas_NIFTI_format.zip |
| 1.2.840.10008.1.4.6.3 | LPBA40/SPM5 Frame of Reference | http://resource.loni.usc.edu/atlasfiles/LPBA40_SPM5_atlas_NIFTI_format.zip |

SPM2 (Statistical Parametric Mapping) templates are available at <http://github.com/spm/spm2/>, and they are described at https://github.com/spm/spm2/blob/master/spm_templates.man.

ICBM templates are available at <http://resource.loni.usc.edu/resources/atlas-downloads/> and <http://bmap.ucla.edu/portfolio/atlas>.

A-3 lists the Context Groups and their UID values. For retired Context Groups, the edition of the Standard in parentheses is the edition in which the item last appeared before it was retired

Table A-3. Context Group UID Values

| Context UID | Context Identifier | Context Group Name | Comment |
|----------------------|--------------------|--|---------|
| 1.2.840.10008.6.1.1 | CID 2 | Anatomic Modifier | |
| 1.2.840.10008.6.1.2 | CID 4 | Anatomic Region | |
| 1.2.840.10008.6.1.3 | CID 5 | Transducer Approach | |
| 1.2.840.10008.6.1.4 | CID 6 | Transducer Orientation | |
| 1.2.840.10008.6.1.5 | CID 7 | Ultrasound Beam Path | |
| 1.2.840.10008.6.1.6 | CID 8 | Angiographic Interventional Devices | |
| 1.2.840.10008.6.1.7 | CID 9 | Image Guided Therapeutic Procedures | |
| 1.2.840.10008.6.1.8 | CID 10 | Interventional Drug | |
| 1.2.840.10008.6.1.9 | CID 11 | Route of Administration | |
| 1.2.840.10008.6.1.10 | CID 12 | Radiographic Contrast Agent | |
| 1.2.840.10008.6.1.11 | CID 13 | Radiographic Contrast Agent Ingredient | |
| 1.2.840.10008.6.1.12 | CID 18 | Isotopes in Radiopharmaceuticals | |
| 1.2.840.10008.6.1.13 | CID 19 | Patient Orientation | |
| 1.2.840.10008.6.1.14 | CID 20 | Patient Orientation Modifier | |
| 1.2.840.10008.6.1.15 | CID 21 | Patient Equipment Relationship | |

| Context UID | Context Identifier | Context Group Name | Comment |
|----------------------|--------------------|--|---------------|
| 1.2.840.10008.6.1.16 | CID 23 | Cranio-Caudad Angulation | |
| 1.2.840.10008.6.1.17 | CID 25 | Radiopharmaceuticals | |
| 1.2.840.10008.6.1.18 | CID 26 | Nuclear Medicine Projections | |
| 1.2.840.10008.6.1.19 | CID 29 | Acquisition Modality | |
| 1.2.840.10008.6.1.20 | CID 30 | DICOM Devices | |
| 1.2.840.10008.6.1.21 | CID 31 | Abstract Priors | |
| 1.2.840.10008.6.1.22 | CID 42 | Numeric Value Qualifier | |
| 1.2.840.10008.6.1.23 | CID 82 | Units of Measurement | |
| 1.2.840.10008.6.1.24 | CID 83 | Units for Real World Value Mapping | |
| 1.2.840.10008.6.1.25 | CID 220 | Level of Significance | |
| 1.2.840.10008.6.1.26 | CID 221 | Measurement Range Concepts | |
| 1.2.840.10008.6.1.27 | CID 222 | Normality Codes | |
| 1.2.840.10008.6.1.28 | CID 223 | Normal Range Values | |
| 1.2.840.10008.6.1.29 | CID 224 | Selection Method | |
| 1.2.840.10008.6.1.30 | CID 225 | Measurement Uncertainty Concepts | |
| 1.2.840.10008.6.1.31 | CID 226 | Population Statistical Descriptors | |
| 1.2.840.10008.6.1.32 | CID 227 | Sample Statistical Descriptors | |
| 1.2.840.10008.6.1.33 | CID 228 | Equation or Table | |
| 1.2.840.10008.6.1.34 | CID 230 | Yes-No | |
| 1.2.840.10008.6.1.35 | CID 240 | Present-Absent | |
| 1.2.840.10008.6.1.36 | CID 242 | Normal-Abnormal | |
| 1.2.840.10008.6.1.37 | CID 244 | Laterality | |
| 1.2.840.10008.6.1.38 | CID 250 | Positive-Negative | |
| 1.2.840.10008.6.1.39 | CID 251 | Severity of Complication | |
| 1.2.840.10008.6.1.40 | CID 270 | Observer Type | |
| 1.2.840.10008.6.1.41 | CID 271 | Observation Subject Class | |
| 1.2.840.10008.6.1.42 | CID 3000 | Audio Channel Source | |
| 1.2.840.10008.6.1.43 | CID 3001 | ECG Leads | |
| 1.2.840.10008.6.1.44 | CID 3003 | Hemodynamic Waveform Sources | |
| 1.2.840.10008.6.1.45 | CID 3010 | Cardiovascular Anatomic Locations | |
| 1.2.840.10008.6.1.46 | CID 3011 | Electrophysiology Anatomic Locations | |
| 1.2.840.10008.6.1.47 | CID 3014 | Coronary Artery Segments | |
| 1.2.840.10008.6.1.48 | CID 3015 | Coronary Arteries | |
| 1.2.840.10008.6.1.49 | CID 3019 | Cardiovascular Anatomic Location Modifiers | |
| 1.2.840.10008.6.1.50 | CID 3082 | Cardiology Units of Measurement (Retired) | RET (2011) |
| 1.2.840.10008.6.1.51 | CID 3090 | Time Synchronization Channel Types | |
| 1.2.840.10008.6.1.52 | CID 3101 | Cardiac Procedural State Values | |
| 1.2.840.10008.6.1.53 | CID 3240 | Electrophysiology Measurement Functions and Techniques | |
| 1.2.840.10008.6.1.54 | CID 3241 | Hemodynamic Measurement Techniques | |
| 1.2.840.10008.6.1.55 | CID 3250 | Catheterization Procedure Phase | |

| Context UID | Context Identifier | Context Group Name | Comment |
|----------------------|--------------------|---|-------------------|
| 1.2.840.10008.6.1.56 | CID 3254 | Electrophysiology Procedure Phase | |
| 1.2.840.10008.6.1.57 | CID 3261 | Stress Protocols | |
| 1.2.840.10008.6.1.58 | CID 3262 | ECG Patient State Values | |
| 1.2.840.10008.6.1.59 | CID 3263 | Electrode Placement Values | |
| 1.2.840.10008.6.1.60 | <i>CID 3264</i> | <i>XYZ Electrode Placement Values (Retired)</i> | <i>RET (2013)</i> |
| 1.2.840.10008.6.1.61 | CID 3271 | Hemodynamic Physiological Challenges | |
| 1.2.840.10008.6.1.62 | CID 3335 | ECG Annotations | |
| 1.2.840.10008.6.1.63 | CID 3337 | Hemodynamic Annotations | |
| 1.2.840.10008.6.1.64 | CID 3339 | Electrophysiology Annotations | |
| 1.2.840.10008.6.1.65 | CID 3400 | Procedure Log Titles | |
| 1.2.840.10008.6.1.66 | CID 3401 | Types of Log Notes | |
| 1.2.840.10008.6.1.67 | CID 3402 | Patient Status and Events | |
| 1.2.840.10008.6.1.68 | CID 3403 | Percutaneous Entry | |
| 1.2.840.10008.6.1.69 | CID 3404 | Staff Actions | |
| 1.2.840.10008.6.1.70 | CID 3405 | Procedure Action Values | |
| 1.2.840.10008.6.1.71 | CID 3406 | Non-coronary Transcatheter Interventions | |
| 1.2.840.10008.6.1.72 | CID 3407 | Purpose of Reference to Object | |
| 1.2.840.10008.6.1.73 | CID 3408 | Actions With Consumables | |
| 1.2.840.10008.6.1.74 | CID 3409 | Administration of Drugs/Contrast | |
| 1.2.840.10008.6.1.75 | CID 3410 | Numeric Parameters of Drugs/Contrast | |
| 1.2.840.10008.6.1.76 | CID 3411 | Intracoronary Devices | |
| 1.2.840.10008.6.1.77 | CID 3412 | Intervention Actions and Status | |
| 1.2.840.10008.6.1.78 | CID 3413 | Adverse Outcomes | |
| 1.2.840.10008.6.1.79 | CID 3414 | Procedure Urgency | |
| 1.2.840.10008.6.1.80 | CID 3415 | Cardiac Rhythms | |
| 1.2.840.10008.6.1.81 | CID 3416 | Respiration Rhythms | |
| 1.2.840.10008.6.1.82 | CID 3418 | Lesion Risk | |
| 1.2.840.10008.6.1.83 | CID 3419 | Findings Titles | |
| 1.2.840.10008.6.1.84 | CID 3421 | Procedure Action | |
| 1.2.840.10008.6.1.85 | CID 3422 | Device Use Actions | |
| 1.2.840.10008.6.1.86 | CID 3423 | Numeric Device Characteristics | |
| 1.2.840.10008.6.1.87 | CID 3425 | Intervention Parameters | |
| 1.2.840.10008.6.1.88 | CID 3426 | Consumables Parameters | |
| 1.2.840.10008.6.1.89 | CID 3427 | Equipment Events | |
| 1.2.840.10008.6.1.90 | CID 3428 | Imaging Procedures | |
| 1.2.840.10008.6.1.91 | CID 3429 | Catheterization Devices | |
| 1.2.840.10008.6.1.92 | CID 3430 | DateTime Qualifiers | |
| 1.2.840.10008.6.1.93 | CID 3440 | Peripheral Pulse Locations | |
| 1.2.840.10008.6.1.94 | CID 3441 | Patient Assessments | |
| 1.2.840.10008.6.1.95 | CID 3442 | Peripheral Pulse Methods | |
| 1.2.840.10008.6.1.96 | CID 3446 | Skin Condition | |

| Context UID | Context Identifier | Context Group Name | Comment |
|-----------------------|--------------------|---|---------|
| 1.2.840.10008.6.1.97 | CID 3448 | Airway Assessment | |
| 1.2.840.10008.6.1.98 | CID 3451 | Calibration Objects | |
| 1.2.840.10008.6.1.99 | CID 3452 | Calibration Methods | |
| 1.2.840.10008.6.1.100 | CID 3453 | Cardiac Volume Methods | |
| 1.2.840.10008.6.1.101 | CID 3455 | Index Methods | |
| 1.2.840.10008.6.1.102 | CID 3456 | Sub-segment Methods | |
| 1.2.840.10008.6.1.103 | CID 3458 | Contour Realignment | |
| 1.2.840.10008.6.1.104 | CID 3460 | Circumferential Extent | |
| 1.2.840.10008.6.1.105 | CID 3461 | Regional Extent | |
| 1.2.840.10008.6.1.106 | CID 3462 | Chamber Identification | |
| 1.2.840.10008.6.1.107 | CID 3465 | QA Reference Methods | |
| 1.2.840.10008.6.1.108 | CID 3466 | Plane Identification | |
| 1.2.840.10008.6.1.109 | CID 3467 | Ejection Fraction | |
| 1.2.840.10008.6.1.110 | CID 3468 | ED Volume | |
| 1.2.840.10008.6.1.111 | CID 3469 | ES Volume | |
| 1.2.840.10008.6.1.112 | CID 3470 | Vessel Lumen Cross-sectional Area Calculation Methods | |
| 1.2.840.10008.6.1.113 | CID 3471 | Estimated Volumes | |
| 1.2.840.10008.6.1.114 | CID 3472 | Cardiac Contraction Phase | |
| 1.2.840.10008.6.1.115 | CID 3480 | IVUS Procedure Phases | |
| 1.2.840.10008.6.1.116 | CID 3481 | IVUS Distance Measurements | |
| 1.2.840.10008.6.1.117 | CID 3482 | IVUS Area Measurements | |
| 1.2.840.10008.6.1.118 | CID 3483 | IVUS Longitudinal Measurements | |
| 1.2.840.10008.6.1.119 | CID 3484 | IVUS Indices and Ratios | |
| 1.2.840.10008.6.1.120 | CID 3485 | IVUS Volume Measurements | |
| 1.2.840.10008.6.1.121 | CID 3486 | Vascular Measurement Sites | |
| 1.2.840.10008.6.1.122 | CID 3487 | Intravascular Volumetric Regions | |
| 1.2.840.10008.6.1.123 | CID 3488 | Min/Max/Mean | |
| 1.2.840.10008.6.1.124 | CID 3489 | Calcium Distribution | |
| 1.2.840.10008.6.1.125 | CID 3491 | IVUS Lesion Morphologies | |
| 1.2.840.10008.6.1.126 | CID 3492 | Vascular Dissection Classifications | |
| 1.2.840.10008.6.1.127 | CID 3493 | IVUS Relative Stenosis Severities | |
| 1.2.840.10008.6.1.128 | CID 3494 | IVUS Non Morphological Findings | |
| 1.2.840.10008.6.1.129 | CID 3495 | IVUS Plaque Composition | |
| 1.2.840.10008.6.1.130 | CID 3496 | IVUS Fiducial Points | |
| 1.2.840.10008.6.1.131 | CID 3497 | IVUS Arterial Morphology | |
| 1.2.840.10008.6.1.132 | CID 3500 | Pressure Units | |
| 1.2.840.10008.6.1.133 | CID 3502 | Hemodynamic Resistance Units | |
| 1.2.840.10008.6.1.134 | CID 3503 | Indexed Hemodynamic Resistance Units | |
| 1.2.840.10008.6.1.135 | CID 3510 | Catheter Size Units | |
| 1.2.840.10008.6.1.136 | CID 3515 | Specimen Collection | |
| 1.2.840.10008.6.1.137 | CID 3520 | Blood Source Type | |

| Context UID | Context Identifier | Context Group Name | Comment |
|-----------------------|--------------------|-------------------------------------|---------|
| 1.2.840.10008.6.1.138 | CID 3524 | Blood Gas Pressures | |
| 1.2.840.10008.6.1.139 | CID 3525 | Blood Gas Content | |
| 1.2.840.10008.6.1.140 | CID 3526 | Blood Gas Saturation | |
| 1.2.840.10008.6.1.141 | CID 3527 | Blood Base Excess | |
| 1.2.840.10008.6.1.142 | CID 3528 | Blood pH | |
| 1.2.840.10008.6.1.143 | CID 3529 | Arterial / Venous Content | |
| 1.2.840.10008.6.1.144 | CID 3530 | Oxygen Administration Actions | |
| 1.2.840.10008.6.1.145 | CID 3531 | Oxygen Administration | |
| 1.2.840.10008.6.1.146 | CID 3550 | Circulatory Support Actions | |
| 1.2.840.10008.6.1.147 | CID 3551 | Ventilation Actions | |
| 1.2.840.10008.6.1.148 | CID 3552 | Pacing Actions | |
| 1.2.840.10008.6.1.149 | CID 3553 | Circulatory Support | |
| 1.2.840.10008.6.1.150 | CID 3554 | Ventilation | |
| 1.2.840.10008.6.1.151 | CID 3555 | Pacing | |
| 1.2.840.10008.6.1.152 | CID 3560 | Blood Pressure Methods | |
| 1.2.840.10008.6.1.153 | CID 3600 | Relative Times | |
| 1.2.840.10008.6.1.154 | CID 3602 | Hemodynamic Patient State | |
| 1.2.840.10008.6.1.155 | CID 3604 | Arterial Lesion Locations | |
| 1.2.840.10008.6.1.156 | CID 3606 | Arterial Source Locations | |
| 1.2.840.10008.6.1.157 | CID 3607 | Venous Source Locations | |
| 1.2.840.10008.6.1.158 | CID 3608 | Atrial Source Locations | |
| 1.2.840.10008.6.1.159 | CID 3609 | Ventricular Source Locations | |
| 1.2.840.10008.6.1.160 | CID 3610 | Gradient Source Locations | |
| 1.2.840.10008.6.1.161 | CID 3611 | Pressure Measurements | |
| 1.2.840.10008.6.1.162 | CID 3612 | Blood Velocity Measurements | |
| 1.2.840.10008.6.1.163 | CID 3613 | Hemodynamic Time Measurements | |
| 1.2.840.10008.6.1.164 | CID 3614 | Valve Areas, Non-mitral | |
| 1.2.840.10008.6.1.165 | CID 3615 | Valve Areas | |
| 1.2.840.10008.6.1.166 | CID 3616 | Hemodynamic Period Measurements | |
| 1.2.840.10008.6.1.167 | CID 3617 | Valve Flows | |
| 1.2.840.10008.6.1.168 | CID 3618 | Hemodynamic Flows | |
| 1.2.840.10008.6.1.169 | CID 3619 | Hemodynamic Resistance Measurements | |
| 1.2.840.10008.6.1.170 | CID 3620 | Hemodynamic Ratios | |
| 1.2.840.10008.6.1.171 | CID 3621 | Fractional Flow Reserve | |
| 1.2.840.10008.6.1.172 | CID 3627 | Measurement Type | |
| 1.2.840.10008.6.1.173 | CID 3628 | Cardiac Output Methods | |
| 1.2.840.10008.6.1.174 | CID 3629 | Procedure Intent | |
| 1.2.840.10008.6.1.175 | CID 3630 | Cardiovascular Anatomic Locations | |
| 1.2.840.10008.6.1.176 | CID 3640 | Hypertension | |
| 1.2.840.10008.6.1.177 | CID 3641 | Hemodynamic Assessments | |
| 1.2.840.10008.6.1.178 | CID 3642 | Degree Findings | |
| 1.2.840.10008.6.1.179 | CID 3651 | Hemodynamic Measurement Phase | |

| Context UID | Context Identifier | Context Group Name | Comment |
|-----------------------|--------------------|--|-------------------|
| 1.2.840.10008.6.1.180 | CID 3663 | Body Surface Area Equations | |
| 1.2.840.10008.6.1.181 | CID 3664 | Oxygen Consumption Equations and Tables | |
| 1.2.840.10008.6.1.182 | CID 3666 | P50 Equations | |
| 1.2.840.10008.6.1.183 | CID 3667 | Framingham Scores | |
| 1.2.840.10008.6.1.184 | CID 3668 | Framingham Tables | |
| 1.2.840.10008.6.1.185 | CID 3670 | ECG Procedure Types | |
| 1.2.840.10008.6.1.186 | CID 3671 | Reason for ECG Exam | |
| 1.2.840.10008.6.1.187 | CID 3672 | Pacemakers | |
| 1.2.840.10008.6.1.188 | <i>CID 3673</i> | <i>Diagnosis (Retired)</i> | <i>RET (2013)</i> |
| 1.2.840.10008.6.1.189 | <i>CID 3675</i> | <i>Other Filters (Retired)</i> | <i>RET (2013)</i> |
| 1.2.840.10008.6.1.190 | CID 3676 | Lead Measurement Technique | |
| 1.2.840.10008.6.1.191 | CID 3677 | Summary Codes ECG | |
| 1.2.840.10008.6.1.192 | CID 3678 | QT Correction Algorithms | |
| 1.2.840.10008.6.1.193 | <i>CID 3679</i> | <i>ECG Morphology Descriptions (Retired)</i> | <i>RET (2013)</i> |
| 1.2.840.10008.6.1.194 | CID 3680 | ECG Lead Noise Descriptions | |
| 1.2.840.10008.6.1.195 | <i>CID 3681</i> | <i>ECG Lead Noise Modifiers (Retired)</i> | |
| 1.2.840.10008.6.1.196 | <i>CID 3682</i> | <i>Probability (Retired)</i> | <i>RET (2013)</i> |
| 1.2.840.10008.6.1.197 | <i>CID 3683</i> | <i>Modifiers (Retired)</i> | <i>RET (2013)</i> |
| 1.2.840.10008.6.1.198 | <i>CID 3684</i> | <i>Trend (Retired)</i> | <i>RET (2013)</i> |
| 1.2.840.10008.6.1.199 | <i>CID 3685</i> | <i>Conjunctive Terms (Retired)</i> | <i>RET (2013)</i> |
| 1.2.840.10008.6.1.200 | <i>CID 3686</i> | <i>ECG Interpretive Statements (Retired)</i> | <i>RET (2013)</i> |
| 1.2.840.10008.6.1.201 | CID 3687 | Electrophysiology Waveform Durations | |
| 1.2.840.10008.6.1.202 | CID 3688 | Electrophysiology Waveform Voltages | |
| 1.2.840.10008.6.1.203 | CID 3700 | Cath Diagnosis | |
| 1.2.840.10008.6.1.204 | CID 3701 | Cardiac Valves and Tracts | |
| 1.2.840.10008.6.1.205 | CID 3703 | Wall Motion | |
| 1.2.840.10008.6.1.206 | CID 3704 | Myocardium Wall Morphology Findings | |
| 1.2.840.10008.6.1.207 | CID 3705 | Chamber Size | |
| 1.2.840.10008.6.1.208 | CID 3706 | Overall Contractility | |
| 1.2.840.10008.6.1.209 | CID 3707 | VSD Description | |
| 1.2.840.10008.6.1.210 | CID 3709 | Aortic Root Description | |
| 1.2.840.10008.6.1.211 | CID 3710 | Coronary Dominance | |
| 1.2.840.10008.6.1.212 | CID 3711 | Valvular Abnormalities | |
| 1.2.840.10008.6.1.213 | CID 3712 | Vessel Descriptors | |
| 1.2.840.10008.6.1.214 | CID 3713 | TIMI Flow Characteristics | |
| 1.2.840.10008.6.1.215 | CID 3714 | Thrombus | |

| Context UID | Context Identifier | Context Group Name | Comment |
|-----------------------|--------------------|--|---------------|
| 1.2.840.10008.6.1.216 | CID 3715 | Lesion Margin | |
| 1.2.840.10008.6.1.217 | CID 3716 | Severity | |
| 1.2.840.10008.6.1.218 | CID 3717 | Myocardial Wall Segments | |
| 1.2.840.10008.6.1.219 | CID 3718 | Myocardial Wall Segments in Projection | |
| 1.2.840.10008.6.1.220 | CID 3719 | Canadian Clinical Classification | |
| 1.2.840.10008.6.1.221 | CID 3720 | Cardiac History Dates (Retired) | RET (2007) |
| 1.2.840.10008.6.1.222 | CID 3721 | Cardiovascular Surgeries | |
| 1.2.840.10008.6.1.223 | CID 3722 | Diabetic Therapy | |
| 1.2.840.10008.6.1.224 | CID 3723 | MI Types | |
| 1.2.840.10008.6.1.225 | CID 3724 | Smoking History | |
| 1.2.840.10008.6.1.226 | CID 3726 | Indications for Coronary Intervention | |
| 1.2.840.10008.6.1.227 | CID 3727 | Indications for Catheterization | |
| 1.2.840.10008.6.1.228 | CID 3728 | Cath Findings | |
| 1.2.840.10008.6.1.229 | CID 3729 | Admission Status | |
| 1.2.840.10008.6.1.230 | CID 3730 | Insurance Payor | |
| 1.2.840.10008.6.1.231 | CID 3733 | Primary Cause of Death | |
| 1.2.840.10008.6.1.232 | CID 3735 | Acute Coronary Syndrome Time Period | |
| 1.2.840.10008.6.1.233 | CID 3736 | NYHA Classification | |
| 1.2.840.10008.6.1.234 | CID 3737 | Non-invasive Test - Ischemia | |
| 1.2.840.10008.6.1.235 | CID 3738 | Pre-Cath Angina Type | |
| 1.2.840.10008.6.1.236 | CID 3739 | Cath Procedure Type | |
| 1.2.840.10008.6.1.237 | CID 3740 | Thrombolytic Administration | |
| 1.2.840.10008.6.1.238 | CID 3741 | Medication Administration, Lab Visit | |
| 1.2.840.10008.6.1.239 | CID 3742 | Medication Administration, PCI | |
| 1.2.840.10008.6.1.240 | CID 3743 | Clopidogrel/Ticlopidine Administration | |
| 1.2.840.10008.6.1.241 | CID 3744 | EF Testing Method | |
| 1.2.840.10008.6.1.242 | CID 3745 | Calculation Method | |
| 1.2.840.10008.6.1.243 | CID 3746 | Percutaneous Entry Site | |
| 1.2.840.10008.6.1.244 | CID 3747 | Percutaneous Closure | |
| 1.2.840.10008.6.1.245 | CID 3748 | Angiographic EF Testing Method | |
| 1.2.840.10008.6.1.246 | CID 3749 | PCI Procedure Result | |
| 1.2.840.10008.6.1.247 | CID 3750 | Previously Dilated Lesion | |
| 1.2.840.10008.6.1.248 | CID 3752 | Guidewire Crossing | |
| 1.2.840.10008.6.1.249 | CID 3754 | Vascular Complications | |
| 1.2.840.10008.6.1.250 | CID 3755 | Cath Complications | |
| 1.2.840.10008.6.1.251 | CID 3756 | Cardiac Patient Risk Factors | |
| 1.2.840.10008.6.1.252 | CID 3757 | Cardiac Diagnostic Procedures | |
| 1.2.840.10008.6.1.253 | CID 3758 | Cardiovascular Family History | |
| 1.2.840.10008.6.1.254 | CID 3760 | Hypertension Therapy | |
| 1.2.840.10008.6.1.255 | CID 3761 | Antilipemic Agents | |
| 1.2.840.10008.6.1.256 | CID 3762 | Antiarrhythmic Agents | |

| Context UID | Context Identifier | Context Group Name | Comment |
|-----------------------|--------------------|--------------------------------------|---------|
| 1.2.840.10008.6.1.257 | CID 3764 | Myocardial Infarction Therapies | |
| 1.2.840.10008.6.1.258 | CID 3769 | Concern Types | |
| 1.2.840.10008.6.1.259 | CID 3770 | Problem Status | |
| 1.2.840.10008.6.1.260 | CID 3772 | Health Status | |
| 1.2.840.10008.6.1.261 | CID 3773 | Use Status | |
| 1.2.840.10008.6.1.262 | CID 3774 | Social History | |
| 1.2.840.10008.6.1.263 | CID 3777 | Implanted Devices | |
| 1.2.840.10008.6.1.264 | CID 3802 | Plaque Structures | |
| 1.2.840.10008.6.1.265 | CID 3804 | Stenosis Measurement Methods | |
| 1.2.840.10008.6.1.266 | CID 3805 | Stenosis Types | |
| 1.2.840.10008.6.1.267 | CID 3806 | Stenosis Shape | |
| 1.2.840.10008.6.1.268 | CID 3807 | Volume Measurement Methods | |
| 1.2.840.10008.6.1.269 | CID 3808 | Aneurysm Types | |
| 1.2.840.10008.6.1.270 | CID 3809 | Associated Conditions | |
| 1.2.840.10008.6.1.271 | CID 3810 | Vascular Morphology | |
| 1.2.840.10008.6.1.272 | CID 3813 | Stent Findings | |
| 1.2.840.10008.6.1.273 | CID 3814 | Stent Composition | |
| 1.2.840.10008.6.1.274 | CID 3815 | Source of Vascular Finding | |
| 1.2.840.10008.6.1.275 | CID 3817 | Vascular Sclerosis Types | |
| 1.2.840.10008.6.1.276 | CID 3820 | Non-invasive Vascular Procedures | |
| 1.2.840.10008.6.1.277 | CID 3821 | Papillary Muscle Included/Excluded | |
| 1.2.840.10008.6.1.278 | CID 3823 | Respiratory Status | |
| 1.2.840.10008.6.1.279 | CID 3826 | Heart Rhythm | |
| 1.2.840.10008.6.1.280 | CID 3827 | Vessel Segments | |
| 1.2.840.10008.6.1.281 | CID 3829 | Pulmonary Arteries | |
| 1.2.840.10008.6.1.282 | CID 3831 | Stenosis Length | |
| 1.2.840.10008.6.1.283 | CID 3832 | Stenosis Grade | |
| 1.2.840.10008.6.1.284 | CID 3833 | Cardiac Ejection Fraction | |
| 1.2.840.10008.6.1.285 | CID 3835 | Cardiac Volume Measurements | |
| 1.2.840.10008.6.1.286 | CID 3836 | Time-based Perfusion Measurements | |
| 1.2.840.10008.6.1.287 | CID 3837 | Fiducial Feature | |
| 1.2.840.10008.6.1.288 | CID 3838 | Diameter Derivation | |
| 1.2.840.10008.6.1.289 | CID 3839 | Coronary Veins | |
| 1.2.840.10008.6.1.290 | CID 3840 | Pulmonary Veins | |
| 1.2.840.10008.6.1.291 | CID 3843 | Myocardial Subsegment | |
| 1.2.840.10008.6.1.292 | CID 4005 | Partial View Section for Mammography | |
| 1.2.840.10008.6.1.293 | CID 4009 | DX Anatomy Imaged | |
| 1.2.840.10008.6.1.294 | CID 4010 | DX View | |
| 1.2.840.10008.6.1.295 | CID 4011 | DX View Modifier | |
| 1.2.840.10008.6.1.296 | CID 4012 | Projection Eponymous Name | |
| 1.2.840.10008.6.1.297 | CID 4013 | Anatomic Region for Mammography | |
| 1.2.840.10008.6.1.298 | CID 4014 | View for Mammography | |

| Context UID | Context Identifier | Context Group Name | Comment |
|-----------------------|--------------------|--|---------|
| 1.2.840.10008.6.1.299 | CID 4015 | View Modifier for Mammography | |
| 1.2.840.10008.6.1.300 | CID 4016 | Anatomic Region for Intra-oral Radiography | |
| 1.2.840.10008.6.1.301 | CID 4017 | Anatomic Region Modifier for Intra-oral Radiography | |
| 1.2.840.10008.6.1.302 | CID 4018 | Primary Anatomic Structure for Intra-oral Radiography (Permanent Dentition - Designation of Teeth) | |
| 1.2.840.10008.6.1.303 | CID 4019 | Primary Anatomic Structure for Intra-oral Radiography (Deciduous Dentition - Designation of Teeth) | |
| 1.2.840.10008.6.1.304 | CID 4020 | PET Radionuclide | |
| 1.2.840.10008.6.1.305 | CID 4021 | PET Radiopharmaceutical | |
| 1.2.840.10008.6.1.306 | CID 4028 | Craniofacial Anatomic Regions | |
| 1.2.840.10008.6.1.307 | CID 4030 | CT, MR and PET Anatomy Imaged | |
| 1.2.840.10008.6.1.308 | CID 4031 | Common Anatomic Regions | |
| 1.2.840.10008.6.1.309 | CID 4032 | MR Spectroscopy Metabolites | |
| 1.2.840.10008.6.1.310 | CID 4033 | MR Proton Spectroscopy Metabolites | |
| 1.2.840.10008.6.1.311 | CID 4040 | Endoscopy Anatomic Regions | |
| 1.2.840.10008.6.1.312 | CID 4042 | XA/XRF Anatomy Imaged | |
| 1.2.840.10008.6.1.313 | CID 4050 | Drug or Contrast Agent Characteristics | |
| 1.2.840.10008.6.1.314 | CID 4051 | General Devices | |
| 1.2.840.10008.6.1.315 | CID 4052 | Phantom Devices | |
| 1.2.840.10008.6.1.316 | CID 4200 | Ophthalmic Imaging Agent | |
| 1.2.840.10008.6.1.317 | CID 4201 | Patient Eye Movement Command | |
| 1.2.840.10008.6.1.318 | CID 4202 | Ophthalmic Photography Acquisition Device | |
| 1.2.840.10008.6.1.319 | CID 4203 | Ophthalmic Photography Illumination | |
| 1.2.840.10008.6.1.320 | CID 4204 | Ophthalmic Filter | |
| 1.2.840.10008.6.1.321 | CID 4205 | Ophthalmic Lens | |
| 1.2.840.10008.6.1.322 | CID 4206 | Ophthalmic Channel Description | |
| 1.2.840.10008.6.1.323 | CID 4207 | Ophthalmic Image Position | |
| 1.2.840.10008.6.1.324 | CID 4208 | Mydriatic Agent | |
| 1.2.840.10008.6.1.325 | CID 4209 | Ophthalmic Anatomic Structure Imaged | |
| 1.2.840.10008.6.1.326 | CID 4210 | Ophthalmic Tomography Acquisition Device | |
| 1.2.840.10008.6.1.327 | CID 4211 | Ophthalmic OCT Anatomic Structure Imaged | |
| 1.2.840.10008.6.1.328 | CID 5000 | Languages | |
| 1.2.840.10008.6.1.329 | CID 5001 | Countries | |
| 1.2.840.10008.6.1.330 | CID 6000 | Overall Breast Composition | |
| 1.2.840.10008.6.1.331 | CID 6001 | Overall Breast Composition from BI-RADS® | |
| 1.2.840.10008.6.1.332 | CID 6002 | Change Since Last Mammogram or Prior Surgery | |
| 1.2.840.10008.6.1.333 | CID 6003 | Change Since Last Mammogram or Prior Surgery from BI-RADS® | |
| 1.2.840.10008.6.1.334 | CID 6004 | Mammography Characteristics of Shape | |
| 1.2.840.10008.6.1.335 | CID 6005 | Characteristics of Shape from BI-RADS® | |

| Context UID | Context Identifier | Context Group Name | Comment |
|-----------------------|--------------------|---|---------|
| 1.2.840.10008.6.1.336 | CID 6006 | Mammography Characteristics of Margin | |
| 1.2.840.10008.6.1.337 | CID 6007 | Characteristics of Margin from BI-RADS® | |
| 1.2.840.10008.6.1.338 | CID 6008 | Density Modifier | |
| 1.2.840.10008.6.1.339 | CID 6009 | Density Modifier from BI-RADS® | |
| 1.2.840.10008.6.1.340 | CID 6010 | Mammography Calcification Types | |
| 1.2.840.10008.6.1.341 | CID 6011 | Calcification Types from BI-RADS® | |
| 1.2.840.10008.6.1.342 | CID 6012 | Calcification Distribution Modifier | |
| 1.2.840.10008.6.1.343 | CID 6013 | Calcification Distribution Modifier from BI-RADS® | |
| 1.2.840.10008.6.1.344 | CID 6014 | Mammography Single Image Finding | |
| 1.2.840.10008.6.1.345 | CID 6015 | Single Image Finding from BI-RADS® | |
| 1.2.840.10008.6.1.346 | CID 6016 | Mammography Composite Feature | |
| 1.2.840.10008.6.1.347 | CID 6017 | Composite Feature from BI-RADS® | |
| 1.2.840.10008.6.1.348 | CID 6018 | Clockface Location or Region | |
| 1.2.840.10008.6.1.349 | CID 6019 | Clockface Location or Region from BI-RADS® | |
| 1.2.840.10008.6.1.350 | CID 6020 | Quadrant Location | |
| 1.2.840.10008.6.1.351 | CID 6021 | Quadrant Location from BI-RADS® | |
| 1.2.840.10008.6.1.352 | CID 6022 | Side | |
| 1.2.840.10008.6.1.353 | CID 6023 | Side from BI-RADS® | |
| 1.2.840.10008.6.1.354 | CID 6024 | Depth | |
| 1.2.840.10008.6.1.355 | CID 6025 | Depth from BI-RADS® | |
| 1.2.840.10008.6.1.356 | CID 6026 | Mammography Assessment | |
| 1.2.840.10008.6.1.357 | CID 6027 | Assessment from BI-RADS® | |
| 1.2.840.10008.6.1.358 | CID 6028 | Mammography Recommended Follow-up | |
| 1.2.840.10008.6.1.359 | CID 6029 | Recommended Follow-up from BI-RADS® | |
| 1.2.840.10008.6.1.360 | CID 6030 | Mammography Pathology Codes | |
| 1.2.840.10008.6.1.361 | CID 6031 | Benign Pathology Codes from BI-RADS® | |
| 1.2.840.10008.6.1.362 | CID 6032 | High Risk Lesions Pathology Codes from BI-RADS® | |
| 1.2.840.10008.6.1.363 | CID 6033 | Malignant Pathology Codes from BI-RADS® | |
| 1.2.840.10008.6.1.364 | CID 6034 | Intended Use of CAD Output | |
| 1.2.840.10008.6.1.365 | CID 6035 | Composite Feature Relations | |
| 1.2.840.10008.6.1.366 | CID 6036 | Scope of Feature | |
| 1.2.840.10008.6.1.367 | CID 6037 | Mammography Quantitative Temporal Difference Type | |
| 1.2.840.10008.6.1.368 | CID 6038 | Mammography Qualitative Temporal Difference Type | |
| 1.2.840.10008.6.1.369 | CID 6039 | Nipple Characteristic | |
| 1.2.840.10008.6.1.370 | CID 6040 | Non-lesion Object Type | |
| 1.2.840.10008.6.1.371 | CID 6041 | Mammography Image Quality Finding | |
| 1.2.840.10008.6.1.372 | CID 6042 | Status of Results | |
| 1.2.840.10008.6.1.373 | CID 6043 | Types of Mammography CAD Analysis | |
| 1.2.840.10008.6.1.374 | CID 6044 | Types of Image Quality Assessment | |

| Context UID | Context Identifier | Context Group Name | Comment |
|-----------------------|--------------------|---|---------|
| 1.2.840.10008.6.1.375 | CID 6045 | Mammography Types of Quality Control Standard | |
| 1.2.840.10008.6.1.376 | CID 6046 | Units of Follow-up Interval | |
| 1.2.840.10008.6.1.377 | CID 6047 | CAD Processing and Findings Summary | |
| 1.2.840.10008.6.1.378 | CID 6048 | CAD Operating Point Axis Label | |
| 1.2.840.10008.6.1.379 | CID 6050 | Breast Procedure Reported | |
| 1.2.840.10008.6.1.380 | CID 6051 | Breast Procedure Reason | |
| 1.2.840.10008.6.1.381 | CID 6052 | Breast Imaging Report Section Title | |
| 1.2.840.10008.6.1.382 | CID 6053 | Breast Imaging Report Elements | |
| 1.2.840.10008.6.1.383 | CID 6054 | Breast Imaging Findings | |
| 1.2.840.10008.6.1.384 | CID 6055 | Breast Clinical Finding or Indicated Problem | |
| 1.2.840.10008.6.1.385 | CID 6056 | Associated Findings for Breast | |
| 1.2.840.10008.6.1.386 | CID 6057 | Ductography Findings for Breast | |
| 1.2.840.10008.6.1.387 | CID 6058 | Procedure Modifiers for Breast | |
| 1.2.840.10008.6.1.388 | CID 6059 | Breast Implant Types | |
| 1.2.840.10008.6.1.389 | CID 6060 | Breast Biopsy Techniques | |
| 1.2.840.10008.6.1.390 | CID 6061 | Breast Imaging Procedure Modifiers | |
| 1.2.840.10008.6.1.391 | CID 6062 | Interventional Procedure Complications | |
| 1.2.840.10008.6.1.392 | CID 6063 | Interventional Procedure Results | |
| 1.2.840.10008.6.1.393 | CID 6064 | Ultrasound Findings for Breast | |
| 1.2.840.10008.6.1.394 | CID 6065 | Instrument Approach | |
| 1.2.840.10008.6.1.395 | CID 6066 | Target Confirmation | |
| 1.2.840.10008.6.1.396 | CID 6067 | Fluid Color | |
| 1.2.840.10008.6.1.397 | CID 6068 | Tumor Stages From AJCC | |
| 1.2.840.10008.6.1.398 | CID 6069 | Nottingham Combined Histologic Grade | |
| 1.2.840.10008.6.1.399 | CID 6070 | Bloom-Richardson Histologic Grade | |
| 1.2.840.10008.6.1.400 | CID 6071 | Histologic Grading Method | |
| 1.2.840.10008.6.1.401 | CID 6072 | Breast Implant Findings | |
| 1.2.840.10008.6.1.402 | CID 6080 | Gynecological Hormones | |
| 1.2.840.10008.6.1.403 | CID 6081 | Breast Cancer Risk Factors | |
| 1.2.840.10008.6.1.404 | CID 6082 | Gynecological Procedures | |
| 1.2.840.10008.6.1.405 | CID 6083 | Procedures for Breast | |
| 1.2.840.10008.6.1.406 | CID 6084 | Mammoplasty Procedures | |
| 1.2.840.10008.6.1.407 | CID 6085 | Therapies for Breast | |
| 1.2.840.10008.6.1.408 | CID 6086 | Menopausal Phase | |
| 1.2.840.10008.6.1.409 | CID 6087 | General Risk Factors | |
| 1.2.840.10008.6.1.410 | CID 6088 | OB-GYN Maternal Risk Factors | |
| 1.2.840.10008.6.1.411 | CID 6089 | Substances | |
| 1.2.840.10008.6.1.412 | CID 6090 | Relative Usage, Exposure Amount | |
| 1.2.840.10008.6.1.413 | CID 6091 | Relative Frequency of Event Values | |
| 1.2.840.10008.6.1.414 | CID 6092 | Quantitative Concepts for Usage, Exposure | |
| 1.2.840.10008.6.1.415 | CID 6093 | Qualitative Concepts for Usage, Exposure Amount | |

| Context UID | Context Identifier | Context Group Name | Comment |
|-----------------------|--------------------|--|---------|
| 1.2.840.10008.6.1.416 | CID 6094 | Qualitative Concepts for Usage, Exposure Frequency | |
| 1.2.840.10008.6.1.417 | CID 6095 | Numeric Properties of Procedures | |
| 1.2.840.10008.6.1.418 | CID 6096 | Pregnancy Status | |
| 1.2.840.10008.6.1.419 | CID 6097 | Side of Family | |
| 1.2.840.10008.6.1.420 | CID 6100 | Chest Component Categories | |
| 1.2.840.10008.6.1.421 | CID 6101 | Chest Finding or Feature | |
| 1.2.840.10008.6.1.422 | CID 6102 | Chest Finding or Feature Modifier | |
| 1.2.840.10008.6.1.423 | CID 6103 | Abnormal Lines Finding or Feature | |
| 1.2.840.10008.6.1.424 | CID 6104 | Abnormal Opacity Finding or Feature | |
| 1.2.840.10008.6.1.425 | CID 6105 | Abnormal Lucency Finding or Feature | |
| 1.2.840.10008.6.1.426 | CID 6106 | Abnormal Texture Finding or Feature | |
| 1.2.840.10008.6.1.427 | CID 6107 | Width Descriptor | |
| 1.2.840.10008.6.1.428 | CID 6108 | Chest Anatomic Structure Abnormal Distribution | |
| 1.2.840.10008.6.1.429 | CID 6109 | Radiographic Anatomy Finding or Feature | |
| 1.2.840.10008.6.1.430 | CID 6110 | Lung Anatomy Finding or Feature | |
| 1.2.840.10008.6.1.431 | CID 6111 | Bronchovascular Anatomy Finding or Feature | |
| 1.2.840.10008.6.1.432 | CID 6112 | Pleura Anatomy Finding or Feature | |
| 1.2.840.10008.6.1.433 | CID 6113 | Mediastinum Anatomy Finding or Feature | |
| 1.2.840.10008.6.1.434 | CID 6114 | Osseous Anatomy Finding or Feature | |
| 1.2.840.10008.6.1.435 | CID 6115 | Osseous Anatomy Modifiers | |
| 1.2.840.10008.6.1.436 | CID 6116 | Muscular Anatomy | |
| 1.2.840.10008.6.1.437 | CID 6117 | Vascular Anatomy | |
| 1.2.840.10008.6.1.438 | CID 6118 | Size Descriptor | |
| 1.2.840.10008.6.1.439 | CID 6119 | Chest Border Shape | |
| 1.2.840.10008.6.1.440 | CID 6120 | Chest Border Definition | |
| 1.2.840.10008.6.1.441 | CID 6121 | Chest Orientation Descriptor | |
| 1.2.840.10008.6.1.442 | CID 6122 | Chest Content Descriptor | |
| 1.2.840.10008.6.1.443 | CID 6123 | Chest Opacity Descriptor | |
| 1.2.840.10008.6.1.444 | CID 6124 | Location in Chest | |
| 1.2.840.10008.6.1.445 | CID 6125 | General Chest Location | |
| 1.2.840.10008.6.1.446 | CID 6126 | Location in Lung | |
| 1.2.840.10008.6.1.447 | CID 6127 | Segment Location in Lung | |
| 1.2.840.10008.6.1.448 | CID 6128 | Chest Distribution Descriptor | |
| 1.2.840.10008.6.1.449 | CID 6129 | Chest Site Involvement | |
| 1.2.840.10008.6.1.450 | CID 6130 | Severity Descriptor | |
| 1.2.840.10008.6.1.451 | CID 6131 | Chest Texture Descriptor | |
| 1.2.840.10008.6.1.452 | CID 6132 | Chest Calcification Descriptor | |
| 1.2.840.10008.6.1.453 | CID 6133 | Chest Quantitative Temporal Difference Type | |
| 1.2.840.10008.6.1.454 | CID 6134 | Chest Qualitative Temporal Difference Type | |
| 1.2.840.10008.6.1.455 | CID 6135 | Image Quality Finding | |
| 1.2.840.10008.6.1.456 | CID 6136 | Chest Types of Quality Control Standard | |

| Context UID | Context Identifier | Context Group Name | Comment |
|-----------------------|--------------------|--|---------|
| 1.2.840.10008.6.1.457 | CID 6137 | Types of CAD Analysis | |
| 1.2.840.10008.6.1.458 | CID 6138 | Chest Non-lesion Object Type | |
| 1.2.840.10008.6.1.459 | CID 6139 | Non-lesion Modifiers | |
| 1.2.840.10008.6.1.460 | CID 6140 | Calculation Methods | |
| 1.2.840.10008.6.1.461 | CID 6141 | Attenuation Coefficient Measurements | |
| 1.2.840.10008.6.1.462 | CID 6142 | Calculated Value | |
| 1.2.840.10008.6.1.463 | CID 6143 | Lesion Response | |
| 1.2.840.10008.6.1.464 | CID 6144 | RECIST Defined Lesion Response | |
| 1.2.840.10008.6.1.465 | CID 6145 | Baseline Category | |
| 1.2.840.10008.6.1.466 | CID 6151 | Background Echotexture | |
| 1.2.840.10008.6.1.467 | CID 6152 | Orientation | |
| 1.2.840.10008.6.1.468 | CID 6153 | Lesion Boundary | |
| 1.2.840.10008.6.1.469 | CID 6154 | Echo Pattern | |
| 1.2.840.10008.6.1.470 | CID 6155 | Posterior Acoustic Features | |
| 1.2.840.10008.6.1.471 | CID 6157 | Vascularity | |
| 1.2.840.10008.6.1.472 | CID 6158 | Correlation to Other Findings | |
| 1.2.840.10008.6.1.473 | CID 6159 | Malignancy Type | |
| 1.2.840.10008.6.1.474 | CID 6160 | Breast Primary Tumor Assessment From AJCC | |
| 1.2.840.10008.6.1.475 | CID 6161 | Clinical Regional Lymph Node Assessment for Breast | |
| 1.2.840.10008.6.1.476 | CID 6162 | Assessment of Metastasis for Breast | |
| 1.2.840.10008.6.1.477 | CID 6163 | Menstrual Cycle Phase | |
| 1.2.840.10008.6.1.478 | CID 6164 | Time Intervals | |
| 1.2.840.10008.6.1.479 | CID 6165 | Breast Linear Measurements | |
| 1.2.840.10008.6.1.480 | CID 6166 | CAD Geometry Secondary Graphical Representation | |
| 1.2.840.10008.6.1.481 | CID 7000 | Diagnostic Imaging Report Document Titles | |
| 1.2.840.10008.6.1.482 | CID 7001 | Diagnostic Imaging Report Headings | |
| 1.2.840.10008.6.1.483 | CID 7002 | Diagnostic Imaging Report Elements | |
| 1.2.840.10008.6.1.484 | CID 7003 | Diagnostic Imaging Report Purposes of Reference | |
| 1.2.840.10008.6.1.485 | CID 7004 | Waveform Purposes of Reference | |
| 1.2.840.10008.6.1.486 | CID 7005 | Contributing Equipment Purposes of Reference | |
| 1.2.840.10008.6.1.487 | CID 7006 | SR Document Purposes of Reference | |
| 1.2.840.10008.6.1.488 | CID 7007 | Signature Purpose | |
| 1.2.840.10008.6.1.489 | CID 7008 | Media Import | |
| 1.2.840.10008.6.1.490 | CID 7010 | Key Object Selection Document Title | |
| 1.2.840.10008.6.1.491 | CID 7011 | Rejected for Quality Reasons | |
| 1.2.840.10008.6.1.492 | CID 7012 | Best in Set | |
| 1.2.840.10008.6.1.493 | CID 7020 | Document Titles | |
| 1.2.840.10008.6.1.494 | CID 7100 | RCS Registration Method Type | |
| 1.2.840.10008.6.1.495 | CID 7101 | Brain Atlas Fiducials | |

| Context UID | Context Identifier | Context Group Name | Comment |
|-----------------------|--------------------|--|---------------|
| 1.2.840.10008.6.1.496 | CID 7150 | Segmentation Property Categories | |
| 1.2.840.10008.6.1.497 | CID 7151 | Segmentation Property Types | |
| 1.2.840.10008.6.1.498 | CID 7152 | Cardiac Structure Segmentation Types | |
| 1.2.840.10008.6.1.499 | CID 7153 | CNS Segmentation Types | |
| 1.2.840.10008.6.1.500 | CID 7154 | Abdominal Segmentation Types | |
| 1.2.840.10008.6.1.501 | CID 7155 | Thoracic Segmentation Types | |
| 1.2.840.10008.6.1.502 | CID 7156 | Vascular Segmentation Types | |
| 1.2.840.10008.6.1.503 | CID 7157 | Device Segmentation Types | |
| 1.2.840.10008.6.1.504 | CID 7158 | Artifact Segmentation Types | |
| 1.2.840.10008.6.1.505 | CID 7159 | Lesion Segmentation Types | |
| 1.2.840.10008.6.1.506 | CID 7160 | Pelvic Organ Segmentation Types | |
| 1.2.840.10008.6.1.507 | CID 7161 | Physiology Segmentation Types | |
| 1.2.840.10008.6.1.508 | CID 7201 | Referenced Image Purposes of Reference | |
| 1.2.840.10008.6.1.509 | CID 7202 | Source Image Purposes of Reference | |
| 1.2.840.10008.6.1.510 | CID 7203 | Image Derivation | |
| 1.2.840.10008.6.1.511 | CID 7205 | Purpose of Reference to Alternate Representation | |
| 1.2.840.10008.6.1.512 | CID 7210 | Related Series Purposes of Reference | |
| 1.2.840.10008.6.1.513 | CID 7250 | Multi-Frame Subset Type | |
| 1.2.840.10008.6.1.514 | CID 7450 | Person Roles | |
| 1.2.840.10008.6.1.515 | CID 7451 | Family Member | |
| 1.2.840.10008.6.1.516 | CID 7452 | Organizational Roles | |
| 1.2.840.10008.6.1.517 | CID 7453 | Performing Roles | |
| 1.2.840.10008.6.1.518 | CID 7454 | Animal Taxonomic Rank Values | |
| 1.2.840.10008.6.1.519 | CID 7455 | Sex | |
| 1.2.840.10008.6.1.520 | CID 7456 | Units of Measure for Age | |
| 1.2.840.10008.6.1.521 | CID 7460 | Units of Linear Measurement | |
| 1.2.840.10008.6.1.522 | CID 7461 | Units of Area Measurement | |
| 1.2.840.10008.6.1.523 | CID 7462 | Units of Volume Measurement | |
| 1.2.840.10008.6.1.524 | CID 7470 | Linear Measurements | |
| 1.2.840.10008.6.1.525 | CID 7471 | Area Measurements | |
| 1.2.840.10008.6.1.526 | CID 7472 | Volume Measurements | |
| 1.2.840.10008.6.1.527 | CID 7473 | General Area Calculation Methods | |
| 1.2.840.10008.6.1.528 | CID 7474 | General Volume Calculation Methods | |
| 1.2.840.10008.6.1.529 | CID 7480 | Breed | |
| 1.2.840.10008.6.1.530 | CID 7481 | Breed Registry | |
| 1.2.840.10008.6.1.531 | CID 9231 | Workitem Definition | |
| 1.2.840.10008.6.1.532 | CID 9232 | Non-DICOM Output Types (Retired) | RET (2011) |
| 1.2.840.10008.6.1.533 | CID 9300 | Procedure Discontinuation Reasons | |
| 1.2.840.10008.6.1.534 | CID 10000 | Scope of Accumulation | |
| 1.2.840.10008.6.1.535 | CID 10001 | UID Types | |
| 1.2.840.10008.6.1.536 | CID 10002 | Irradiation Event Types | |

| Context UID | Context Identifier | Context Group Name | Comment |
|-----------------------|--------------------|--|---------|
| 1.2.840.10008.6.1.537 | CID 10003 | Equipment Plane Identification | |
| 1.2.840.10008.6.1.538 | CID 10004 | Fluoro Modes | |
| 1.2.840.10008.6.1.539 | CID 10006 | X-Ray Filter Materials | |
| 1.2.840.10008.6.1.540 | CID 10007 | X-Ray Filter Types | |
| 1.2.840.10008.6.1.541 | CID 10008 | Dose Related Distance Measurements | |
| 1.2.840.10008.6.1.542 | CID 10009 | Measured/Calculated | |
| 1.2.840.10008.6.1.543 | CID 10010 | Dose Measurement Devices | |
| 1.2.840.10008.6.1.544 | CID 10011 | Effective Dose Evaluation Method | |
| 1.2.840.10008.6.1.545 | CID 10013 | CT Acquisition Type | |
| 1.2.840.10008.6.1.546 | CID 10014 | Contrast Imaging Technique | |
| 1.2.840.10008.6.1.547 | CID 10015 | CT Dose Reference Authorities | |
| 1.2.840.10008.6.1.548 | CID 10016 | Anode Target Material | |
| 1.2.840.10008.6.1.549 | CID 10017 | X-Ray Grid | |
| 1.2.840.10008.6.1.550 | CID 12001 | Ultrasound Protocol Types | |
| 1.2.840.10008.6.1.551 | CID 12002 | Ultrasound Protocol Stage Types | |
| 1.2.840.10008.6.1.552 | CID 12003 | OB-GYN Dates | |
| 1.2.840.10008.6.1.553 | CID 12004 | Fetal Biometry Ratios | |
| 1.2.840.10008.6.1.554 | CID 12005 | Fetal Biometry Measurements | |
| 1.2.840.10008.6.1.555 | CID 12006 | Fetal Long Bones Biometry Measurements | |
| 1.2.840.10008.6.1.556 | CID 12007 | Fetal Cranium | |
| 1.2.840.10008.6.1.557 | CID 12008 | OB-GYN Amniotic Sac | |
| 1.2.840.10008.6.1.558 | CID 12009 | Early Gestation Biometry Measurements | |
| 1.2.840.10008.6.1.559 | CID 12011 | Ultrasound Pelvis and Uterus | |
| 1.2.840.10008.6.1.560 | CID 12012 | OB Equations and Tables | |
| 1.2.840.10008.6.1.561 | CID 12013 | Gestational Age Equations and Tables | |
| 1.2.840.10008.6.1.562 | CID 12014 | OB Fetal Body Weight Equations and Tables | |
| 1.2.840.10008.6.1.563 | CID 12015 | Fetal Growth Equations and Tables | |
| 1.2.840.10008.6.1.564 | CID 12016 | Estimated Fetal Weight Percentile Equations and Tables | |
| 1.2.840.10008.6.1.565 | CID 12017 | Growth Distribution Rank | |
| 1.2.840.10008.6.1.566 | CID 12018 | OB-GYN Summary | |
| 1.2.840.10008.6.1.567 | CID 12019 | OB-GYN Fetus Summary | |
| 1.2.840.10008.6.1.568 | CID 12101 | Vascular Summary | |
| 1.2.840.10008.6.1.569 | CID 12102 | Temporal Periods Relating to Procedure or Therapy | |
| 1.2.840.10008.6.1.570 | CID 12103 | Vascular Ultrasound Anatomic Location | |
| 1.2.840.10008.6.1.571 | CID 12104 | Extracranial Arteries | |
| 1.2.840.10008.6.1.572 | CID 12105 | Intracranial Cerebral Vessels | |
| 1.2.840.10008.6.1.573 | CID 12106 | Intracranial Cerebral Vessels (Unilateral) | |
| 1.2.840.10008.6.1.574 | CID 12107 | Upper Extremity Arteries | |
| 1.2.840.10008.6.1.575 | CID 12108 | Upper Extremity Veins | |
| 1.2.840.10008.6.1.576 | CID 12109 | Lower Extremity Arteries | |

| Context UID | Context Identifier | Context Group Name | Comment |
|-----------------------|--------------------|---|---------|
| 1.2.840.10008.6.1.577 | CID 12110 | Lower Extremity Veins | |
| 1.2.840.10008.6.1.578 | CID 12111 | Abdominopelvic Arteries (Paired) | |
| 1.2.840.10008.6.1.579 | CID 12112 | Abdominopelvic Arteries (Unpaired) | |
| 1.2.840.10008.6.1.580 | CID 12113 | Abdominopelvic Veins (Paired) | |
| 1.2.840.10008.6.1.581 | CID 12114 | Abdominopelvic Veins (Unpaired) | |
| 1.2.840.10008.6.1.582 | CID 12115 | Renal Vessels | |
| 1.2.840.10008.6.1.583 | CID 12116 | Vessel Segment Modifiers | |
| 1.2.840.10008.6.1.584 | CID 12117 | Vessel Branch Modifiers | |
| 1.2.840.10008.6.1.585 | CID 12119 | Vascular Ultrasound Property | |
| 1.2.840.10008.6.1.586 | CID 12120 | Blood Velocity Measurements by Ultrasound | |
| 1.2.840.10008.6.1.587 | CID 12121 | Vascular Indices and Ratios | |
| 1.2.840.10008.6.1.588 | CID 12122 | Other Vascular Properties | |
| 1.2.840.10008.6.1.589 | CID 12123 | Carotid Ratios | |
| 1.2.840.10008.6.1.590 | CID 12124 | Renal Ratios | |
| 1.2.840.10008.6.1.591 | CID 12140 | Pelvic Vasculature Anatomical Location | |
| 1.2.840.10008.6.1.592 | CID 12141 | Fetal Vasculature Anatomical Location | |
| 1.2.840.10008.6.1.593 | CID 12200 | Echocardiography Left Ventricle | |
| 1.2.840.10008.6.1.594 | CID 12201 | Left Ventricle Linear | |
| 1.2.840.10008.6.1.595 | CID 12202 | Left Ventricle Volume | |
| 1.2.840.10008.6.1.596 | CID 12203 | Left Ventricle Other | |
| 1.2.840.10008.6.1.597 | CID 12204 | Echocardiography Right Ventricle | |
| 1.2.840.10008.6.1.598 | CID 12205 | Echocardiography Left Atrium | |
| 1.2.840.10008.6.1.599 | CID 12206 | Echocardiography Right Atrium | |
| 1.2.840.10008.6.1.600 | CID 12207 | Echocardiography Mitral Valve | |
| 1.2.840.10008.6.1.601 | CID 12208 | Echocardiography Tricuspid Valve | |
| 1.2.840.10008.6.1.602 | CID 12209 | Echocardiography Pulmonic Valve | |
| 1.2.840.10008.6.1.603 | CID 12210 | Echocardiography Pulmonary Artery | |
| 1.2.840.10008.6.1.604 | CID 12211 | Echocardiography Aortic Valve | |
| 1.2.840.10008.6.1.605 | CID 12212 | Echocardiography Aorta | |
| 1.2.840.10008.6.1.606 | CID 12214 | Echocardiography Pulmonary Veins | |
| 1.2.840.10008.6.1.607 | CID 12215 | Echocardiography Vena Cavae | |
| 1.2.840.10008.6.1.608 | CID 12216 | Echocardiography Hepatic Veins | |
| 1.2.840.10008.6.1.609 | CID 12217 | Echocardiography Cardiac Shunt | |
| 1.2.840.10008.6.1.610 | CID 12218 | Echocardiography Congenital | |
| 1.2.840.10008.6.1.611 | CID 12219 | Pulmonary Vein Modifiers | |
| 1.2.840.10008.6.1.612 | CID 12220 | Echocardiography Common Measurements | |
| 1.2.840.10008.6.1.613 | CID 12221 | Flow Direction | |
| 1.2.840.10008.6.1.614 | CID 12222 | Orifice Flow Properties | |
| 1.2.840.10008.6.1.615 | CID 12223 | Echocardiography Stroke Volume Origin | |
| 1.2.840.10008.6.1.616 | CID 12224 | Ultrasound Image Modes | |
| 1.2.840.10008.6.1.617 | CID 12226 | Echocardiography Image View | |
| 1.2.840.10008.6.1.618 | CID 12227 | Echocardiography Measurement Method | |

| Context UID | Context Identifier | Context Group Name | Comment |
|-----------------------|--------------------|--|---------|
| 1.2.840.10008.6.1.619 | CID 12228 | Echocardiography Volume Methods | |
| 1.2.840.10008.6.1.620 | CID 12229 | Echocardiography Area Methods | |
| 1.2.840.10008.6.1.621 | CID 12230 | Gradient Methods | |
| 1.2.840.10008.6.1.622 | CID 12231 | Volume Flow Methods | |
| 1.2.840.10008.6.1.623 | CID 12232 | Myocardium Mass Methods | |
| 1.2.840.10008.6.1.624 | CID 12233 | Cardiac Phase | |
| 1.2.840.10008.6.1.625 | CID 12234 | Respiration State | |
| 1.2.840.10008.6.1.626 | CID 12235 | Mitral Valve Anatomic Sites | |
| 1.2.840.10008.6.1.627 | CID 12236 | Echo Anatomic Sites | |
| 1.2.840.10008.6.1.628 | CID 12237 | Echocardiography Anatomic Site Modifiers | |
| 1.2.840.10008.6.1.629 | CID 12238 | Wall Motion Scoring Schemes | |
| 1.2.840.10008.6.1.630 | CID 12239 | Cardiac Output Properties | |
| 1.2.840.10008.6.1.631 | CID 12240 | Left Ventricle Area | |
| 1.2.840.10008.6.1.632 | CID 12241 | Tricuspid Valve Finding Sites | |
| 1.2.840.10008.6.1.633 | CID 12242 | Aortic Valve Finding Sites | |
| 1.2.840.10008.6.1.634 | CID 12243 | Left Ventricle Finding Sites | |
| 1.2.840.10008.6.1.635 | CID 12244 | Congenital Finding Sites | |
| 1.2.840.10008.6.1.636 | CID 7162 | Surface Processing Algorithm Families | |
| 1.2.840.10008.6.1.637 | CID 3207 | Stress Test Procedure Phases | |
| 1.2.840.10008.6.1.638 | CID 3778 | Stages | |
| 1.2.840.10008.6.1.735 | CID 252 | S-M-L Size Descriptor | |
| 1.2.840.10008.6.1.736 | CID 3016 | Major Coronary Arteries | |
| 1.2.840.10008.6.1.737 | CID 3083 | Units of Radioactivity | |
| 1.2.840.10008.6.1.738 | CID 3102 | Rest-Stress | |
| 1.2.840.10008.6.1.739 | CID 3106 | PET Cardiology Protocols | |
| 1.2.840.10008.6.1.740 | CID 3107 | PET Cardiology Radiopharmaceuticals | |
| 1.2.840.10008.6.1.741 | CID 3108 | NM/PET Procedures | |
| 1.2.840.10008.6.1.742 | CID 3110 | Nuclear Cardiology Protocols | |
| 1.2.840.10008.6.1.743 | CID 3111 | Nuclear Cardiology Radiopharmaceuticals | |
| 1.2.840.10008.6.1.744 | CID 3112 | Attenuation Correction | |
| 1.2.840.10008.6.1.745 | CID 3113 | Types of Perfusion Defects | |
| 1.2.840.10008.6.1.746 | CID 3114 | Study Quality | |
| 1.2.840.10008.6.1.747 | CID 3115 | Stress Imaging Quality Issues | |
| 1.2.840.10008.6.1.748 | CID 3116 | NM Extracardiac Findings | |
| 1.2.840.10008.6.1.749 | CID 3117 | Attenuation Correction Methods | |
| 1.2.840.10008.6.1.750 | CID 3118 | Level of Risk | |
| 1.2.840.10008.6.1.751 | CID 3119 | LV Function | |
| 1.2.840.10008.6.1.752 | CID 3120 | Perfusion Findings | |
| 1.2.840.10008.6.1.753 | CID 3121 | Perfusion Morphology | |
| 1.2.840.10008.6.1.754 | CID 3122 | Ventricular Enlargement | |
| 1.2.840.10008.6.1.755 | CID 3200 | Stress Test Procedure | |
| 1.2.840.10008.6.1.756 | CID 3201 | Indications for Stress Test | |

| Context UID | Context Identifier | Context Group Name | Comment |
|-----------------------|--------------------|---|---------|
| 1.2.840.10008.6.1.757 | CID 3202 | Chest Pain | |
| 1.2.840.10008.6.1.758 | CID 3203 | Exerciser Device | |
| 1.2.840.10008.6.1.759 | CID 3204 | Stress Agents | |
| 1.2.840.10008.6.1.760 | CID 3205 | Indications for Pharmacological Stress Test | |
| 1.2.840.10008.6.1.761 | CID 3206 | Non-invasive Cardiac Imaging Procedures | |
| 1.2.840.10008.6.1.763 | CID 3208 | Summary Codes Exercise ECG | |
| 1.2.840.10008.6.1.764 | CID 3209 | Summary Codes Stress Imaging | |
| 1.2.840.10008.6.1.765 | CID 3210 | Speed of Response | |
| 1.2.840.10008.6.1.766 | CID 3211 | BP Response | |
| 1.2.840.10008.6.1.767 | CID 3212 | Treadmill Speed | |
| 1.2.840.10008.6.1.768 | CID 3213 | Stress Hemodynamic Findings | |
| 1.2.840.10008.6.1.769 | CID 3215 | Perfusion Finding Method | |
| 1.2.840.10008.6.1.770 | CID 3217 | Comparison Finding | |
| 1.2.840.10008.6.1.771 | CID 3220 | Stress Symptoms | |
| 1.2.840.10008.6.1.772 | CID 3221 | Stress Test Termination Reasons | |
| 1.2.840.10008.6.1.773 | CID 3227 | QTc Measurements | |
| 1.2.840.10008.6.1.774 | CID 3228 | ECG Timing Measurements | |
| 1.2.840.10008.6.1.775 | CID 3229 | ECG Axis Measurements | |
| 1.2.840.10008.6.1.776 | CID 3230 | ECG Findings | |
| 1.2.840.10008.6.1.777 | CID 3231 | ST Segment Findings | |
| 1.2.840.10008.6.1.778 | CID 3232 | ST Segment Location | |
| 1.2.840.10008.6.1.779 | CID 3233 | ST Segment Morphology | |
| 1.2.840.10008.6.1.780 | CID 3234 | Ectopic Beat Morphology | |
| 1.2.840.10008.6.1.781 | CID 3235 | Perfusion Comparison Findings | |
| 1.2.840.10008.6.1.782 | CID 3236 | Tolerance Comparison Findings | |
| 1.2.840.10008.6.1.783 | CID 3237 | Wall Motion Comparison Findings | |
| 1.2.840.10008.6.1.784 | CID 3238 | Stress Scoring Scales | |
| 1.2.840.10008.6.1.785 | CID 3239 | Perceived Exertion Scales | |
| 1.2.840.10008.6.1.786 | CID 3463 | Ventricle Identification | |
| 1.2.840.10008.6.1.787 | CID 6200 | Colon Overall Assessment | |
| 1.2.840.10008.6.1.788 | CID 6201 | Colon Finding or Feature | |
| 1.2.840.10008.6.1.789 | CID 6202 | Colon Finding or Feature Modifier | |
| 1.2.840.10008.6.1.790 | CID 6203 | Colon Non-lesion Object Type | |
| 1.2.840.10008.6.1.791 | CID 6204 | Anatomic Non-colon Findings | |
| 1.2.840.10008.6.1.792 | CID 6205 | Clockface Location for Colon | |
| 1.2.840.10008.6.1.793 | CID 6206 | Recumbent Patient Orientation for Colon | |
| 1.2.840.10008.6.1.794 | CID 6207 | Colon Quantitative Temporal Difference Type | |
| 1.2.840.10008.6.1.795 | CID 6208 | Colon Types of Quality Control Standard | |
| 1.2.840.10008.6.1.796 | CID 6209 | Colon Morphology Descriptor | |
| 1.2.840.10008.6.1.797 | CID 6210 | Location in Intestinal Tract | |
| 1.2.840.10008.6.1.798 | CID 6211 | Colon CAD Material Description | |
| 1.2.840.10008.6.1.799 | CID 6212 | Calculated Value for Colon Findings | |

| Context UID | Context Identifier | Context Group Name | Comment |
|-----------------------|--------------------|--|---------|
| 1.2.840.10008.6.1.800 | CID 4214 | Ophthalmic Horizontal Directions | |
| 1.2.840.10008.6.1.801 | CID 4215 | Ophthalmic Vertical Directions | |
| 1.2.840.10008.6.1.802 | CID 4216 | Ophthalmic Visual Acuity Type | |
| 1.2.840.10008.6.1.803 | CID 3004 | Arterial Pulse Waveform | |
| 1.2.840.10008.6.1.804 | CID 3005 | Respiration Waveform | |
| 1.2.840.10008.6.1.805 | CID 12030 | Ultrasound Contrast/Bolus Agents | |
| 1.2.840.10008.6.1.806 | CID 12031 | Protocol Interval Events | |
| 1.2.840.10008.6.1.807 | CID 12032 | Transducer Scan Pattern | |
| 1.2.840.10008.6.1.808 | CID 12033 | Ultrasound Transducer Geometry | |
| 1.2.840.10008.6.1.809 | CID 12034 | Ultrasound Transducer Beam Steering | |
| 1.2.840.10008.6.1.810 | CID 12035 | Ultrasound Transducer Application | |
| 1.2.840.10008.6.1.811 | CID 50 | Instance Availability Status | |
| 1.2.840.10008.6.1.812 | CID 9301 | Modality PPS Discontinuation Reasons | |
| 1.2.840.10008.6.1.813 | CID 9302 | Media Import PPS Discontinuation Reasons | |
| 1.2.840.10008.6.1.814 | CID 7482 | DX Anatomy Imaged for Animals | |
| 1.2.840.10008.6.1.815 | CID 7483 | Common Anatomic Regions for Animals | |
| 1.2.840.10008.6.1.816 | CID 7484 | DX View for Animals | |
| 1.2.840.10008.6.1.817 | CID 7030 | Institutional Departments, Units and Services | |
| 1.2.840.10008.6.1.818 | CID 7009 | Purpose of Reference to Predecessor Report | |
| 1.2.840.10008.6.1.819 | CID 4220 | Visual Fixation Quality During Acquisition | |
| 1.2.840.10008.6.1.820 | CID 4221 | Visual Fixation Quality Problem | |
| 1.2.840.10008.6.1.821 | CID 4222 | Ophthalmic Macular Grid Problem | |
| 1.2.840.10008.6.1.822 | CID 5002 | Organizations | |
| 1.2.840.10008.6.1.823 | CID 7486 | Mixed Breeds | |
| 1.2.840.10008.6.1.824 | CID 7040 | Broselow-Luten Pediatric Size Categories | |
| 1.2.840.10008.6.1.825 | CID 7042 | CMDCTECC Calcium Scoring Patient Size Categories | |
| 1.2.840.10008.6.1.826 | CID 12245 | Cardiac Ultrasound Report Titles | |
| 1.2.840.10008.6.1.827 | CID 12246 | Cardiac Ultrasound Indication for Study | |
| 1.2.840.10008.6.1.828 | CID 12247 | Pediatric, Fetal and Congenital Cardiac Surgical Interventions | |
| 1.2.840.10008.6.1.829 | CID 12248 | Cardiac Ultrasound Summary Codes | |
| 1.2.840.10008.6.1.830 | CID 12249 | Cardiac Ultrasound Fetal Summary Codes | |
| 1.2.840.10008.6.1.831 | CID 12250 | Cardiac Ultrasound Common Linear Measurements | |
| 1.2.840.10008.6.1.832 | CID 12251 | Cardiac Ultrasound Linear Valve Measurements | |
| 1.2.840.10008.6.1.833 | CID 12252 | Cardiac Ultrasound Cardiac Function | |
| 1.2.840.10008.6.1.834 | CID 12253 | Cardiac Ultrasound Area Measurements | |
| 1.2.840.10008.6.1.835 | CID 12254 | Cardiac Ultrasound Hemodynamic Measurements | |
| 1.2.840.10008.6.1.836 | CID 12255 | Cardiac Ultrasound Myocardium Measurements | |
| 1.2.840.10008.6.1.837 | | | |
| 1.2.840.10008.6.1.838 | CID 12257 | Cardiac Ultrasound Left Ventricle | |

| Context UID | Context Identifier | Context Group Name | Comment |
|-----------------------|--------------------|--|---------|
| 1.2.840.10008.6.1.839 | CID 12258 | Cardiac Ultrasound Right Ventricle | |
| 1.2.840.10008.6.1.840 | CID 12259 | Cardiac Ultrasound Ventricles Measurements | |
| 1.2.840.10008.6.1.841 | CID 12260 | Cardiac Ultrasound Pulmonary Artery | |
| 1.2.840.10008.6.1.842 | CID 12261 | Cardiac Ultrasound Pulmonary Vein | |
| 1.2.840.10008.6.1.843 | CID 12262 | Cardiac Ultrasound Pulmonary Valve | |
| 1.2.840.10008.6.1.844 | CID 12263 | Cardiac Ultrasound Venous Return Pulmonary Measurements | |
| 1.2.840.10008.6.1.845 | CID 12264 | Cardiac Ultrasound Venous Return Systemic Measurements | |
| 1.2.840.10008.6.1.846 | CID 12265 | Cardiac Ultrasound Atria and Atrial Septum Measurements | |
| 1.2.840.10008.6.1.847 | CID 12266 | Cardiac Ultrasound Mitral Valve | |
| 1.2.840.10008.6.1.848 | CID 12267 | Cardiac Ultrasound Tricuspid Valve | |
| 1.2.840.10008.6.1.849 | CID 12268 | Cardiac Ultrasound Atrioventricular Valves Measurements | |
| 1.2.840.10008.6.1.850 | CID 12269 | Cardiac Ultrasound Interventricular Septum Measurements | |
| 1.2.840.10008.6.1.851 | CID 12270 | Cardiac Ultrasound Aortic Valve | |
| 1.2.840.10008.6.1.852 | CID 12271 | Cardiac Ultrasound Outflow Tracts Measurements | |
| 1.2.840.10008.6.1.853 | CID 12272 | Cardiac Ultrasound Semilunar Valves, Annulate and Sinuses Measurements | |
| 1.2.840.10008.6.1.854 | CID 12273 | Cardiac Ultrasound Aortic Sinotubular Junction | |
| 1.2.840.10008.6.1.855 | CID 12274 | Cardiac Ultrasound Aorta Measurements | |
| 1.2.840.10008.6.1.856 | CID 12275 | Cardiac Ultrasound Coronary Arteries Measurements | |
| 1.2.840.10008.6.1.857 | CID 12276 | Cardiac Ultrasound Aorto Pulmonary Connections Measurements | |
| 1.2.840.10008.6.1.858 | CID 12277 | Cardiac Ultrasound Pericardium and Pleura Measurements | |
| 1.2.840.10008.6.1.859 | CID 12279 | Cardiac Ultrasound Fetal General Measurements | |
| 1.2.840.10008.6.1.860 | CID 12280 | Cardiac Ultrasound Target Sites | |
| 1.2.840.10008.6.1.861 | CID 12281 | Cardiac Ultrasound Target Site Modifiers | |
| 1.2.840.10008.6.1.862 | CID 12282 | Cardiac Ultrasound Venous Return Systemic Finding Sites | |
| 1.2.840.10008.6.1.863 | CID 12283 | Cardiac Ultrasound Venous Return Pulmonary Finding Sites | |
| 1.2.840.10008.6.1.864 | CID 12284 | Cardiac Ultrasound Atria and Atrial Septum Finding Sites | |
| 1.2.840.10008.6.1.865 | CID 12285 | Cardiac Ultrasound Atrioventricular Valves Finding Sites | |
| 1.2.840.10008.6.1.866 | CID 12286 | Cardiac Ultrasound Interventricular Septum Finding Sites | |
| 1.2.840.10008.6.1.867 | CID 12287 | Cardiac Ultrasound Ventricles Finding Sites | |
| 1.2.840.10008.6.1.868 | CID 12288 | Cardiac Ultrasound Outflow Tracts Finding Sites | |
| 1.2.840.10008.6.1.869 | CID 12289 | Cardiac Ultrasound Semilunar Valves, Annulus and Sinuses Finding Sites | |

| Context UID | Context Identifier | Context Group Name | Comment |
|-----------------------|--------------------|---|---------|
| 1.2.840.10008.6.1.870 | CID 12290 | Cardiac Ultrasound Pulmonary Arteries Finding Sites | |
| 1.2.840.10008.6.1.871 | CID 12291 | Cardiac Ultrasound Aorta Finding Sites | |
| 1.2.840.10008.6.1.872 | CID 12292 | Cardiac Ultrasound Coronary Arteries Finding Sites | |
| 1.2.840.10008.6.1.873 | CID 12293 | Cardiac Ultrasound Aortopulmonary Connections Finding Sites | |
| 1.2.840.10008.6.1.874 | CID 12294 | Cardiac Ultrasound Pericardium and Pleura Finding Sites | |
| 1.2.840.10008.6.1.876 | CID 4230 | Ophthalmic Ultrasound Axial Measurements Type | |
| 1.2.840.10008.6.1.877 | CID 4231 | Lens Status | |
| 1.2.840.10008.6.1.878 | CID 4232 | Vitreous Status | |
| 1.2.840.10008.6.1.879 | CID 4233 | Ophthalmic Axial Length Measurements Segment Names | |
| 1.2.840.10008.6.1.880 | CID 4234 | Refractive Surgery Types | |
| 1.2.840.10008.6.1.881 | CID 4235 | Keratometry Descriptors | |
| 1.2.840.10008.6.1.882 | CID 4236 | IOL Calculation Formula | |
| 1.2.840.10008.6.1.883 | CID 4237 | Lens Constant Type | |
| 1.2.840.10008.6.1.884 | CID 4238 | Refractive Error Types | |
| 1.2.840.10008.6.1.885 | CID 4239 | Anterior Chamber Depth Definition | |
| 1.2.840.10008.6.1.886 | CID 4240 | Ophthalmic Measurement or Calculation Data Source | |
| 1.2.840.10008.6.1.887 | CID 4241 | Ophthalmic Axial Length Selection Method | |
| 1.2.840.10008.6.1.888 | | | |
| 1.2.840.10008.6.1.889 | CID 4243 | Ophthalmic Quality Metric Type | |
| 1.2.840.10008.6.1.890 | CID 4244 | Ophthalmic Agent Concentration Units | |
| 1.2.840.10008.6.1.891 | CID 91 | Functional Condition Present During Acquisition | |
| 1.2.840.10008.6.1.892 | CID 92 | Joint Position During Acquisition | |
| 1.2.840.10008.6.1.893 | CID 93 | Joint Positioning Method | |
| 1.2.840.10008.6.1.894 | CID 94 | Physical Force Applied During Acquisition | |
| 1.2.840.10008.6.1.895 | CID 3690 | ECG Control Variables Numeric | |
| 1.2.840.10008.6.1.896 | CID 3691 | ECG Control Variables Text | |
| 1.2.840.10008.6.1.897 | CID 8120 | WSI Referenced Image Purposes of Reference | |
| 1.2.840.10008.6.1.898 | CID 8121 | Microscopy Lens Type | |
| 1.2.840.10008.6.1.899 | CID 8122 | Microscopy Illuminator and Sensor Color | |
| 1.2.840.10008.6.1.900 | CID 8123 | Microscopy Illumination Method | |
| 1.2.840.10008.6.1.901 | CID 8124 | Microscopy Filter | |
| 1.2.840.10008.6.1.902 | CID 8125 | Microscopy Illuminator Type | |
| 1.2.840.10008.6.1.903 | CID 400 | Audit Event ID | |
| 1.2.840.10008.6.1.904 | CID 401 | Audit Event Type Code | |
| 1.2.840.10008.6.1.905 | CID 402 | Audit Active Participant Role ID Code | |
| 1.2.840.10008.6.1.906 | CID 403 | Security Alert Type Code | |
| 1.2.840.10008.6.1.907 | CID 404 | Audit Participant Object ID Type Code | |

| Context UID | Context Identifier | Context Group Name | Comment |
|-----------------------|--------------------|---|---------|
| 1.2.840.10008.6.1.908 | CID 405 | Media Type Code | |
| 1.2.840.10008.6.1.909 | CID 4250 | Visual Field Static Perimetry Test Patterns | |
| 1.2.840.10008.6.1.910 | CID 4251 | Visual Field Static Perimetry Test Strategies | |
| 1.2.840.10008.6.1.911 | CID 4252 | Visual Field Static Perimetry Screening Test Modes | |
| 1.2.840.10008.6.1.912 | CID 4253 | Visual Field Static Perimetry Fixation Strategy | |
| 1.2.840.10008.6.1.913 | CID 4254 | Visual Field Static Perimetry Test Analysis Results | |
| 1.2.840.10008.6.1.914 | CID 4255 | Visual Field Illumination Color | |
| 1.2.840.10008.6.1.915 | CID 4256 | Visual Field Procedure Modifier | |
| 1.2.840.10008.6.1.916 | CID 4257 | Visual Field Global Index Name | |
| 1.2.840.10008.6.1.917 | CID 7180 | Abstract Multi-dimensional Image Model Component Semantics | |
| 1.2.840.10008.6.1.918 | CID 7181 | Abstract Multi-dimensional Image Model Component Units | |
| 1.2.840.10008.6.1.919 | CID 7182 | Abstract Multi-dimensional Image Model Dimension Semantics | |
| 1.2.840.10008.6.1.920 | CID 7183 | Abstract Multi-dimensional Image Model Dimension Units | |
| 1.2.840.10008.6.1.921 | CID 7184 | Abstract Multi-dimensional Image Model Axis Direction | |
| 1.2.840.10008.6.1.922 | CID 7185 | Abstract Multi-dimensional Image Model Axis Orientation | |
| 1.2.840.10008.6.1.923 | CID 7186 | Abstract Multi-dimensional Image Model Qualitative Dimension Sample Semantics | |
| 1.2.840.10008.6.1.924 | CID 7320 | Planning Methods | |
| 1.2.840.10008.6.1.925 | CID 7050 | De-identification Method | |
| 1.2.840.10008.6.1.926 | CID 12118 | Measurement Orientation | |
| 1.2.840.10008.6.1.927 | CID 3689 | ECG Global Waveform Durations | |
| 1.2.840.10008.6.1.930 | CID 3692 | ICDs | |
| 1.2.840.10008.6.1.931 | CID 9241 | Radiotherapy General Workitem Definition | |
| 1.2.840.10008.6.1.932 | CID 9242 | Radiotherapy Acquisition Workitem Definition | |
| 1.2.840.10008.6.1.933 | CID 9243 | Radiotherapy Registration Workitem Definition | |
| 1.2.840.10008.6.1.934 | CID 3850 | Contrast Bolus Substance | |
| 1.2.840.10008.6.1.935 | CID 10022 | Label Types | |
| 1.2.840.10008.6.1.936 | CID 4260 | Ophthalmic Mapping Units for Real World Value Mapping | |
| 1.2.840.10008.6.1.937 | CID 4261 | Ophthalmic Mapping Acquisition Method | |
| 1.2.840.10008.6.1.938 | CID 4262 | Retinal Thickness Definition | |
| 1.2.840.10008.6.1.939 | CID 4263 | Ophthalmic Thickness Map Value Type | |
| 1.2.840.10008.6.1.940 | CID 4264 | Ophthalmic Map Purposes of Reference | |
| 1.2.840.10008.6.1.941 | CID 4265 | Ophthalmic Thickness Deviation Categories | |
| 1.2.840.10008.6.1.942 | CID 4266 | Ophthalmic Anatomic Structure Reference Point | |
| 1.2.840.10008.6.1.943 | CID 3104 | Cardiac Synchronization Technique | |

| Context UID | Context Identifier | Context Group Name | Comment |
|-----------------------|--------------------|---|---------|
| 1.2.840.10008.6.1.944 | CID 8130 | Staining Protocols | |
| 1.2.840.10008.6.1.945 | | | |
| 1.2.840.10008.6.1.946 | | | |
| 1.2.840.10008.6.1.947 | CID 10023 | Size Specific Dose Estimation Method for CT | |
| 1.2.840.10008.6.1.948 | CID 8131 | Pathology Imaging Protocols | |
| 1.2.840.10008.6.1.949 | CID 8132 | Magnification Selection | |
| 1.2.840.10008.6.1.950 | CID 8133 | Tissue Selection | |
| 1.2.840.10008.6.1.951 | CID 7464 | General Region of Interest Measurement Modifiers | |
| 1.2.840.10008.6.1.952 | CID 7465 | Measurements Derived From Multiple ROI Measurements | |
| 1.2.840.10008.6.1.953 | CID 8201 | Surface Scan Acquisition Types | |
| 1.2.840.10008.6.1.954 | CID 8202 | Surface Scan Mode Types | |
| 1.2.840.10008.6.1.956 | CID 8203 | Surface Scan Registration Method Types | |
| 1.2.840.10008.6.1.957 | CID 27 | Basic Cardiac Views | |
| 1.2.840.10008.6.1.958 | CID 10033 | CT Reconstruction Algorithm | |
| 1.2.840.10008.6.1.959 | CID 10030 | Detector Types | |
| 1.2.840.10008.6.1.960 | CID 10031 | CR/DR Mechanical Configuration | |
| 1.2.840.10008.6.1.961 | CID 10032 | Projection X-Ray Acquisition Device Types | |
| 1.2.840.10008.6.1.962 | CID 7165 | Abstract Segmentation Types | |
| 1.2.840.10008.6.1.963 | CID 7166 | Common Tissue Segmentation Types | |
| 1.2.840.10008.6.1.964 | CID 7167 | Peripheral Nervous System Segmentation Types | |
| 1.2.840.10008.6.1.965 | CID 4267 | Corneal Topography Mapping Units for Real World Value Mapping | |
| 1.2.840.10008.6.1.966 | CID 4268 | Corneal Topography Map Value Type | |
| 1.2.840.10008.6.1.967 | CID 7140 | Brain Structures for Volumetric Measurements | |
| 1.2.840.10008.6.1.968 | CID 7220 | RT Dose Derivation | |
| 1.2.840.10008.6.1.969 | CID 7221 | RT Dose Purpose of Reference | |
| 1.2.840.10008.6.1.970 | CID 7215 | Spectroscopy Purpose of Reference | |
| 1.2.840.10008.6.1.971 | CID 9250 | Scheduled Processing Parameter Concept Codes for RT Treatment | |
| 1.2.840.10008.6.1.972 | CID 10040 | Radiopharmaceutical Organ Dose Reference Authority | |
| 1.2.840.10008.6.1.973 | CID 10041 | Source of Radioisotope Activity Information | |
| 1.2.840.10008.6.1.975 | CID 10043 | Intravenous Extravasation Symptoms | |
| 1.2.840.10008.6.1.976 | CID 10044 | Radiosensitive Organs | |
| 1.2.840.10008.6.1.977 | CID 10045 | Radiopharmaceutical Patient State | |
| 1.2.840.10008.6.1.978 | CID 10046 | GFR Measurements | |
| 1.2.840.10008.6.1.979 | CID 10047 | GFR Measurement Methods | |
| 1.2.840.10008.6.1.980 | CID 8300 | Visual Evaluation Methods | |
| 1.2.840.10008.6.1.981 | CID 8301 | Test Pattern Codes | |
| 1.2.840.10008.6.1.982 | CID 8302 | Measurement Pattern Codes | |
| 1.2.840.10008.6.1.983 | CID 8303 | Display Device Type | |

| Context UID | Context Identifier | Context Group Name | Comment |
|------------------------|--------------------|--|---------|
| 1.2.840.10008.6.1.984 | CID 85 | SUV Units | |
| 1.2.840.10008.6.1.985 | CID 4100 | T1 Measurement Methods | |
| 1.2.840.10008.6.1.986 | CID 4101 | Tracer Kinetic Models | |
| 1.2.840.10008.6.1.987 | CID 4102 | Perfusion Measurement Methods | |
| 1.2.840.10008.6.1.988 | CID 4103 | Arterial Input Function Measurement Methods | |
| 1.2.840.10008.6.1.989 | CID 4104 | Bolus Arrival Time Derivation Methods | |
| 1.2.840.10008.6.1.990 | CID 4105 | Perfusion Analysis Methods | |
| 1.2.840.10008.6.1.991 | CID 4106 | Quantitative Methods used for Perfusion And Tracer Kinetic Models | |
| 1.2.840.10008.6.1.992 | CID 4107 | Tracer Kinetic Model Parameters | |
| 1.2.840.10008.6.1.993 | CID 4108 | Perfusion Model Parameters | |
| 1.2.840.10008.6.1.994 | CID 4109 | Model-Independent Dynamic Contrast Analysis Parameters | |
| 1.2.840.10008.6.1.995 | CID 4110 | Tracer Kinetic Modeling Covariates | |
| 1.2.840.10008.6.1.996 | CID 4111 | Contrast Characteristics | |
| 1.2.840.10008.6.1.997 | CID 7021 | Measurement Report Document Titles | |
| 1.2.840.10008.6.1.998 | CID 100 | Quantitative Diagnostic Imaging Procedures | |
| 1.2.840.10008.6.1.999 | CID 7466 | PET Region of Interest Measurements | |
| 1.2.840.10008.6.1.1000 | CID 7467 | Gray Level Co-occurrence Matrix Measurements | |
| 1.2.840.10008.6.1.1001 | CID 7468 | Texture Measurements | |
| 1.2.840.10008.6.1.1002 | CID 6146 | Time Point Types | |
| 1.2.840.10008.6.1.1003 | CID 7469 | Generic Intensity and Size Measurements | |
| 1.2.840.10008.6.1.1004 | CID 6147 | Response Criteria | |
| 1.2.840.10008.6.1.1005 | CID 12020 | Fetal Biometry Anatomic Sites | |
| 1.2.840.10008.6.1.1006 | CID 12021 | Fetal Long Bone Anatomic Sites | |
| 1.2.840.10008.6.1.1007 | CID 12022 | Fetal Cranium Anatomic Sites | |
| 1.2.840.10008.6.1.1008 | CID 12023 | Pelvis and Uterus Anatomic Sites | |
| 1.2.840.10008.6.1.1009 | CID 7222 | Parametric Map Derivation Image Purpose of Reference | |
| 1.2.840.10008.6.1.1010 | CID 9000 | Physical Quantity Descriptors | |
| 1.2.840.10008.6.1.1011 | CID 7600 | Lymph Node Anatomic Sites | |
| 1.2.840.10008.6.1.1012 | CID 7601 | Head and Neck Cancer Anatomic Sites | |
| 1.2.840.10008.6.1.1013 | CID 7701 | Fiber Tracts In Brainstem | |
| 1.2.840.10008.6.1.1014 | CID 7702 | Projection and Thalamic Fibers | |
| 1.2.840.10008.6.1.1015 | CID 7703 | Association Fibers | |
| 1.2.840.10008.6.1.1016 | CID 7704 | Limbic System Tracts | |
| 1.2.840.10008.6.1.1017 | CID 7705 | Commissural Fibers | |
| 1.2.840.10008.6.1.1018 | CID 7706 | Cranial Nerves | |
| 1.2.840.10008.6.1.1019 | CID 7707 | Spinal Cord Fibers | |
| 1.2.840.10008.6.1.1020 | CID 7710 | Tractography Anatomic Sites | |
| 1.2.840.10008.6.1.1021 | CID 4025 | Primary Anatomic Structure for Intra-oral Radiography (Supernumerary Dentition - Designation of Teeth) | |

| Context UID | Context Identifier | Context Group Name | Comment |
|------------------------|--------------------|--|---------|
| 1.2.840.10008.6.1.1022 | CID 4026 | Primary Anatomic Structure for Intra-oral and Craniofacial Radiography - Teeth | |
| 1.2.840.10008.6.1.1023 | CID 9401 | IEC61217 Device Position Parameters | |
| 1.2.840.10008.6.1.1024 | CID 9402 | IEC61217 Gantry Position Parameters | |
| 1.2.840.10008.6.1.1025 | CID 9403 | IEC61217 Patient Support Position Parameters | |
| 1.2.840.10008.6.1.1026 | CID 7035 | Actionable Finding Classification | |
| 1.2.840.10008.6.1.1027 | CID 7036 | Image Quality Assessment | |
| 1.2.840.10008.6.1.1028 | CID 10050 | Summary Radiation Exposure Quantities | |
| 1.2.840.10008.6.1.1029 | CID 4245 | Wide Field Ophthalmic Photography Transformation Method | |
| 1.2.840.10008.6.1.1030 | CID 84 | PET Units | |
| 1.2.840.10008.6.1.1031 | CID 7300 | Implant Materials | |
| 1.2.840.10008.6.1.1032 | CID 7301 | Intervention Types | |
| 1.2.840.10008.6.1.1033 | CID 7302 | Implant Templates View Orientations | |
| 1.2.840.10008.6.1.1034 | CID 7303 | Implant Templates Modified View Orientations | |
| 1.2.840.10008.6.1.1035 | CID 7304 | Implant Target Anatomy | |
| 1.2.840.10008.6.1.1036 | CID 7305 | Implant Planning Landmarks | |
| 1.2.840.10008.6.1.1037 | CID 7306 | Human Hip Implant Planning Landmarks | |
| 1.2.840.10008.6.1.1038 | CID 7307 | Implant Component Types | |
| 1.2.840.10008.6.1.1039 | CID 7308 | Human Hip Implant Component Types | |
| 1.2.840.10008.6.1.1040 | CID 7309 | Human Trauma Implant Component Types | |
| 1.2.840.10008.6.1.1041 | CID 7310 | Implant Fixation Method | |
| 1.2.840.10008.6.1.1042 | CID 7445 | Device Participating Roles | |
| 1.2.840.10008.6.1.1043 | CID 8101 | Container Types | |
| 1.2.840.10008.6.1.1044 | CID 8102 | Container Component Types | |
| 1.2.840.10008.6.1.1045 | CID 8103 | Anatomic Pathology Specimen Types | |
| 1.2.840.10008.6.1.1046 | CID 8104 | Breast Tissue Specimen Types | |
| 1.2.840.10008.6.1.1047 | CID 8109 | Specimen Collection Procedure | |
| 1.2.840.10008.6.1.1048 | CID 8110 | Specimen Sampling Procedure | |
| 1.2.840.10008.6.1.1049 | CID 8111 | Specimen Preparation Procedure | |
| 1.2.840.10008.6.1.1050 | CID 8112 | Specimen Stains | |
| 1.2.840.10008.6.1.1051 | CID 8113 | Specimen Preparation Steps | |
| 1.2.840.10008.6.1.1052 | CID 8114 | Specimen Fixatives | |
| 1.2.840.10008.6.1.1053 | CID 8115 | Specimen Embedding Media | |
| 1.2.840.10008.6.1.1054 | CID 10020 | Source of Projection X-Ray Dose Information | |
| 1.2.840.10008.6.1.1055 | CID 10021 | Source of CT Dose Information | |
| 1.2.840.10008.6.1.1056 | CID 10025 | Radiation Dose Reference Points | |
| 1.2.840.10008.6.1.1057 | CID 501 | Volumetric View Description | |
| 1.2.840.10008.6.1.1058 | CID 502 | Volumetric View Modifier | |
| 1.2.840.10008.6.1.1059 | CID 7260 | Diffusion Acquisition Value Types | |
| 1.2.840.10008.6.1.1060 | CID 7261 | Diffusion Model Value Types | |
| 1.2.840.10008.6.1.1061 | CID 7262 | Diffusion Tractography Algorithm Families | |

| Context UID | Context Identifier | Context Group Name | Comment |
|------------------------|--------------------|---|---------|
| 1.2.840.10008.6.1.1062 | CID 7263 | Diffusion Tractography Measurement Types | |
| 1.2.840.10008.6.1.1063 | CID 7490 | Research Animal Source Registries | |
| 1.2.840.10008.6.1.1064 | CID 231 | Yes-No Only | |
| 1.2.840.10008.6.1.1065 | CID 601 | Biosafety Levels | |
| 1.2.840.10008.6.1.1066 | CID 602 | Biosafety Control Reasons | |
| 1.2.840.10008.6.1.1067 | CID 7457 | Sex - Male Female or Both | |
| 1.2.840.10008.6.1.1068 | CID 603 | Animal Room Types | |
| 1.2.840.10008.6.1.1069 | CID 604 | Device Reuse | |
| 1.2.840.10008.6.1.1070 | CID 605 | Animal Bedding Material | |
| 1.2.840.10008.6.1.1071 | CID 606 | Animal Shelter Types | |
| 1.2.840.10008.6.1.1072 | CID 607 | Animal Feed Types | |
| 1.2.840.10008.6.1.1073 | CID 608 | Animal Feed Sources | |
| 1.2.840.10008.6.1.1074 | CID 609 | Animal Feeding Methods | |
| 1.2.840.10008.6.1.1075 | CID 610 | Water Types | |
| 1.2.840.10008.6.1.1076 | CID 611 | Anesthesia Category Code Type for Small Animal Anesthesia | |
| 1.2.840.10008.6.1.1077 | CID 612 | Anesthesia Category Code Type from Anesthesia Quality Initiative (AQI) | |
| 1.2.840.10008.6.1.1078 | CID 613 | Anesthesia Induction Code Type for Small Animal Anesthesia | |
| 1.2.840.10008.6.1.1079 | CID 614 | Anesthesia Induction Code Type from Anesthesia Quality Initiative (AQI) | |
| 1.2.840.10008.6.1.1080 | CID 615 | Anesthesia Maintenance Code Type for Small Animal Anesthesia | |
| 1.2.840.10008.6.1.1081 | CID 616 | Anesthesia Maintenance Code Type from Anesthesia Quality Initiative (AQI) | |
| 1.2.840.10008.6.1.1082 | CID 617 | Airway Management Method Code Type for Small Animal Anesthesia | |
| 1.2.840.10008.6.1.1083 | CID 618 | Airway Management Method Code Type from Anesthesia Quality Initiative (AQI) | |
| 1.2.840.10008.6.1.1084 | CID 619 | Airway Management Sub-Method Code Type for Small Animal Anesthesia | |
| 1.2.840.10008.6.1.1085 | CID 620 | Airway Management Sub-Method Code Type from Anesthesia Quality Initiative (AQI) | |
| 1.2.840.10008.6.1.1086 | CID 621 | Type of Medication for Small Animal Anesthesia | |
| 1.2.840.10008.6.1.1087 | CID 622 | Medication Type Code Type from Anesthesia Quality Initiative (AQI) | |
| 1.2.840.10008.6.1.1088 | CID 623 | Medication for Small Animal Anesthesia | |
| 1.2.840.10008.6.1.1089 | CID 624 | Inhalational Anesthesia Agents for Small Animal Anesthesia | |
| 1.2.840.10008.6.1.1090 | CID 625 | Injectable Anesthesia Agents for Small Animal Anesthesia | |
| 1.2.840.10008.6.1.1091 | CID 626 | Premedication Agents for Small Animal Anesthesia | |
| 1.2.840.10008.6.1.1092 | CID 627 | Neuromuscular Blocking Agents for Small Animal Anesthesia | |

| Context UID | Context Identifier | Context Group Name | Comment |
|------------------------|--------------------|--|---------|
| 1.2.840.10008.6.1.1093 | CID 628 | Ancillary Medications for Small Animal Anesthesia | |
| 1.2.840.10008.6.1.1094 | CID 629 | Carrier Gases for Small Animal Anesthesia | |
| 1.2.840.10008.6.1.1095 | CID 630 | Local Anesthetics for Small Animal Anesthesia | |
| 1.2.840.10008.6.1.1096 | CID 631 | Phase of Procedure Requiring Anesthesia | |
| 1.2.840.10008.6.1.1097 | CID 632 | Phase of Surgical Procedure Requiring Anesthesia | |
| 1.2.840.10008.6.1.1098 | CID 633 | Phase of Imaging Procedure Requiring Anesthesia | |
| 1.2.840.10008.6.1.1099 | CID 634 | Phase of Animal Handling | |
| 1.2.840.10008.6.1.1100 | CID 635 | Heating Method | |
| 1.2.840.10008.6.1.1101 | CID 636 | Temperature Sensor Device Component Type for Small Animal Procedures | |
| 1.2.840.10008.6.1.1102 | CID 637 | Exogenous Substance Types | |
| 1.2.840.10008.6.1.1103 | CID 638 | Exogenous Substance | |
| 1.2.840.10008.6.1.1104 | CID 639 | Tumor Graft Histologic Type | |
| 1.2.840.10008.6.1.1105 | CID 640 | Fibrils | |
| 1.2.840.10008.6.1.1106 | CID 641 | Viruses | |
| 1.2.840.10008.6.1.1107 | CID 642 | Cytokines | |
| 1.2.840.10008.6.1.1108 | CID 643 | Toxins | |
| 1.2.840.10008.6.1.1109 | CID 644 | Exogenous Substance Administration Sites | |
| 1.2.840.10008.6.1.1110 | CID 645 | Exogenous Substance Tissue of Origin | |
| 1.2.840.10008.6.1.1111 | CID 646 | Preclinical Small Animal Imaging Procedures | |
| 1.2.840.10008.6.1.1112 | CID 647 | Position Reference Indicator for Frame of Reference | |
| 1.2.840.10008.6.1.1113 | CID 241 | Present-Absent Only | |
| 1.2.840.10008.6.1.1114 | CID 10024 | Water Equivalent Diameter Method | |
| 1.2.840.10008.6.1.1115 | CID 7022 | Radiotherapy Purposes of Reference | |
| 1.2.840.10008.6.1.1116 | CID 701 | Content Assessment Types | |
| 1.2.840.10008.6.1.1117 | CID 702 | RT Content Assessment Types | |
| 1.2.840.10008.6.1.1118 | CID 703 | Basis of Assessment | |
| 1.2.840.10008.6.1.1119 | CID 7449 | Reader Specialty | |
| 1.2.840.10008.6.1.1120 | CID 9233 | Requested Report Types | |
| 1.2.840.10008.6.1.1121 | CID 1000 | CT Transverse Plane Reference Basis | |
| 1.2.840.10008.6.1.1122 | CID 1001 | Anatomical Reference Basis | |
| 1.2.840.10008.6.1.1123 | CID 1002 | Anatomical Reference Basis - Head | |
| 1.2.840.10008.6.1.1124 | CID 1003 | Anatomical Reference Basis - Spine | |
| 1.2.840.10008.6.1.1125 | CID 1004 | Anatomical Reference Basis - Chest | |
| 1.2.840.10008.6.1.1126 | CID 1005 | Anatomical Reference Basis - Abdomen/Pelvis | |
| 1.2.840.10008.6.1.1127 | CID 1006 | Anatomical Reference Basis - Extremities | |
| 1.2.840.10008.6.1.1128 | CID 1010 | Reference Geometry - Planes | |
| 1.2.840.10008.6.1.1129 | CID 1011 | Reference Geometry - Points | |
| 1.2.840.10008.6.1.1130 | CID 1015 | Patient Alignment Methods | |
| 1.2.840.10008.6.1.1131 | CID 1200 | Contraindications For CT Imaging | |

| Context UID | Context Identifier | Context Group Name | Comment |
|------------------------|--------------------|---|---------|
| 1.2.840.10008.6.1.1132 | CID 7110 | Fiducials Categories | |
| 1.2.840.10008.6.1.1133 | CID 7111 | Fiducials | |
| 1.2.840.10008.6.1.1134 | CID 7013 | Non-Image Source Instance Purposes of Reference | |
| 1.2.840.10008.6.1.1135 | CID 7023 | RT Process Output | |
| 1.2.840.10008.6.1.1136 | CID 7024 | RT Process Input | |
| 1.2.840.10008.6.1.1137 | CID 7025 | RT Process Input Used | |
| 1.2.840.10008.6.1.1138 | CID 6300 | Prostate Anatomy | |
| 1.2.840.10008.6.1.1139 | CID 6301 | Prostate Sector Anatomy from PI-RADS v2 | |
| 1.2.840.10008.6.1.1140 | CID 6302 | Prostate Sector Anatomy from European Consensus 16 Sector (Minimal) Model | |
| 1.2.840.10008.6.1.1141 | CID 6303 | Prostate Sector Anatomy from European Consensus 27 Sector (Optimal) Model | |
| 1.2.840.10008.6.1.1142 | CID 12301 | Measurement Selection Reasons | |
| 1.2.840.10008.6.1.1143 | CID 12302 | Echo Finding Observation Types | |
| 1.2.840.10008.6.1.1144 | CID 12303 | Echo Measurement Types | |
| 1.2.840.10008.6.1.1145 | CID 12304 | Echo Measured Properties | |
| 1.2.840.10008.6.1.1146 | CID 12305 | Basic Echo Anatomic Sites | |
| 1.2.840.10008.6.1.1147 | CID 12306 | Echo Flow Directions | |
| 1.2.840.10008.6.1.1148 | CID 12307 | Cardiac Phases and Time Points | |
| 1.2.840.10008.6.1.1149 | CID 12300 | Core Echo Measurements | |
| 1.2.840.10008.6.1.1150 | CID 4270 | OCT-A Processing Algorithm Families | |
| 1.2.840.10008.6.1.1151 | CID 4271 | En Face Image Types | |
| 1.2.840.10008.6.1.1152 | CID 4272 | Opt Scan Pattern Types | |
| 1.2.840.10008.6.1.1153 | CID 4273 | Retinal Segmentation Surfaces | |
| 1.2.840.10008.6.1.1154 | CID 10060 | Organs for Radiation Dose Estimates | |
| 1.2.840.10008.6.1.1155 | CID 10061 | Absorbed Radiation Dose Types | |
| 1.2.840.10008.6.1.1156 | CID 10062 | Equivalent Radiation Dose Types | |
| 1.2.840.10008.6.1.1157 | CID 10063 | Radiation Dose Estimate Distribution Representation | |
| 1.2.840.10008.6.1.1158 | CID 10064 | Patient Model Type | |
| 1.2.840.10008.6.1.1159 | CID 10065 | Radiation Transport Model Type | |
| 1.2.840.10008.6.1.1160 | CID 10066 | Attenuator Category | |
| 1.2.840.10008.6.1.1161 | CID 10067 | Radiation Attenuator Materials | |
| 1.2.840.10008.6.1.1162 | CID 10068 | Estimate Method Types | |
| 1.2.840.10008.6.1.1163 | CID 10069 | Radiation Dose Estimation Parameter | |
| 1.2.840.10008.6.1.1164 | CID 10070 | Radiation Dose Types | |
| 1.2.840.10008.6.1.1165 | CID 7270 | MR Diffusion Component Semantics | |
| 1.2.840.10008.6.1.1166 | CID 7271 | MR Diffusion Anisotropy Indices | |
| 1.2.840.10008.6.1.1167 | CID 7272 | MR Diffusion Model Parameters | |
| 1.2.840.10008.6.1.1168 | CID 7273 | MR Diffusion Models | |
| 1.2.840.10008.6.1.1169 | CID 7274 | MR Diffusion Model Fitting Methods | |
| 1.2.840.10008.6.1.1170 | CID 7275 | MR Diffusion Model Specific Methods | |

| Context UID | Context Identifier | Context Group Name | Comment |
|------------------------|--------------------|--|---------|
| 1.2.840.10008.6.1.1171 | CID 7276 | MR Diffusion Model Inputs | |
| 1.2.840.10008.6.1.1172 | CID 7277 | Units of Diffusion Rate Area Over Time | |
| 1.2.840.10008.6.1.1173 | CID 7039 | Pediatric Size Categories | |
| 1.2.840.10008.6.1.1174 | CID 7041 | Calcium Scoring Patient Size Categories | |
| 1.2.840.10008.6.1.1175 | CID 10034 | Reason for Repeating Acquisition | |
| 1.2.840.10008.6.1.1176 | CID 800 | Protocol Assertion Codes | |
| 1.2.840.10008.6.1.1177 | CID 7026 | Radiotherapeutic Dose Measurement Devices | |
| 1.2.840.10008.6.1.1178 | CID 7014 | Export Additional Information Document Titles | |
| 1.2.840.10008.6.1.1179 | CID 7015 | Export Delay Reasons | |
| 1.2.840.10008.6.1.1180 | CID 7016 | Level of Difficulty | |
| 1.2.840.10008.6.1.1181 | CID 7017 | Category of Teaching Material - Imaging | |
| 1.2.840.10008.6.1.1182 | CID 7018 | Miscellaneous Document Titles | |
| 1.2.840.10008.6.1.1183 | CID 7019 | Segmentation Non-Image Source Purposes of Reference | |
| 1.2.840.10008.6.1.1184 | CID 280 | Longitudinal Temporal Event Types | |
| 1.2.840.10008.6.1.1185 | CID 6401 | Non-lesion Object Type - Physical Objects | |
| 1.2.840.10008.6.1.1186 | CID 6402 | Non-lesion Object Type - Substances | |
| 1.2.840.10008.6.1.1187 | CID 6403 | Non-lesion Object Type - Tissues | |
| 1.2.840.10008.6.1.1188 | CID 6404 | Chest Non-lesion Object Type - Physical Objects | |
| 1.2.840.10008.6.1.1189 | CID 6405 | Chest Non-lesion Object Type - Tissues | |
| 1.2.840.10008.6.1.1190 | CID 7191 | Tissue Segmentation Property Types | |
| 1.2.840.10008.6.1.1191 | CID 7192 | Anatomical Structure Segmentation Property Types | |
| 1.2.840.10008.6.1.1192 | CID 7193 | Physical Object Segmentation Property Types | |
| 1.2.840.10008.6.1.1193 | CID 7194 | Morphologically Abnormal Structure Segmentation Property Types | |
| 1.2.840.10008.6.1.1194 | CID 7195 | Function Segmentation Property Types | |
| 1.2.840.10008.6.1.1195 | CID 7196 | Spatial and Relational Concept Segmentation Property Types | |
| 1.2.840.10008.6.1.1196 | CID 7197 | Body Substance Segmentation Property Types | |
| 1.2.840.10008.6.1.1197 | CID 7198 | Substance Segmentation Property Types | |
| 1.2.840.10008.6.1.1198 | CID 9303 | Interpretation Request Discontinuation Reasons | |
| 1.2.840.10008.6.1.1199 | CID 7475 | Gray Level Run Length Based Features | |
| 1.2.840.10008.6.1.1200 | CID 7476 | Gray Level Size Zone Based Features | |
| 1.2.840.10008.6.1.1201 | CID 7060 | Encapsulated Document Source Purposes of Reference | |
| 1.2.840.10008.6.1.1202 | CID 7061 | Model Document Titles | |
| 1.2.840.10008.6.1.1203 | CID 7062 | Purpose of Reference to Predecessor 3D Model | |
| 1.2.840.10008.6.1.1204 | CID 7063 | Model Scale Units | |
| 1.2.840.10008.6.1.1205 | CID 7064 | Model Usage | |
| 1.2.840.10008.6.1.1206 | CID 10071 | Radiation Dose Units | |
| 1.2.840.10008.6.1.1207 | CID 7112 | Radiotherapy Fiducials | |
| 1.2.840.10008.6.1.1208 | CID 300 | Multi-energy Relevant Materials | |

| Context UID | Context Identifier | Context Group Name | Comment |
|------------------------|--------------------|--|---------|
| 1.2.840.10008.6.1.1209 | CID 301 | Multi-energy Material Units | |
| 1.2.840.10008.6.1.1210 | CID 9500 | Dosimetric Objective Types | |
| 1.2.840.10008.6.1.1211 | CID 9501 | Prescription Anatomy Categories | |
| 1.2.840.10008.6.1.1212 | CID 9502 | RT Segment Annotation Categories | |
| 1.2.840.10008.6.1.1213 | CID 9503 | Radiotherapy Therapeutic Role Categories | |
| 1.2.840.10008.6.1.1214 | CID 9504 | RT Geometric Information | |
| 1.2.840.10008.6.1.1215 | CID 9505 | Fixation or Positioning Devices | |
| 1.2.840.10008.6.1.1216 | CID 9506 | Brachytherapy Devices | |
| 1.2.840.10008.6.1.1217 | CID 9507 | External Body Models | |
| 1.2.840.10008.6.1.1218 | CID 9508 | Non-specific Volumes | |
| 1.2.840.10008.6.1.1219 | CID 9509 | Purpose of Reference For RT Physician Intent Input | |
| 1.2.840.10008.6.1.1220 | CID 9510 | Purpose of Reference For RT Treatment Planning Input | |
| 1.2.840.10008.6.1.1221 | CID 9511 | General External Radiotherapy Procedure Techniques | |
| 1.2.840.10008.6.1.1222 | CID 9512 | Tomotherapeutic Radiotherapy Procedure Techniques | |
| 1.2.840.10008.6.1.1223 | CID 9513 | Fixation Devices | |
| 1.2.840.10008.6.1.1224 | CID 9514 | Anatomical Structures For Radiotherapy | |
| 1.2.840.10008.6.1.1225 | CID 9515 | RT Patient Support Devices | |
| 1.2.840.10008.6.1.1226 | CID 9516 | Radiotherapy Bolus Device Types | |
| 1.2.840.10008.6.1.1227 | CID 9517 | Radiotherapy Block Device Types | |
| 1.2.840.10008.6.1.1228 | CID 9518 | Radiotherapy Accessory No-slot Holder Device Types | |
| 1.2.840.10008.6.1.1229 | CID 9519 | Radiotherapy Accessory Slot Holder Device Types | |
| 1.2.840.10008.6.1.1230 | CID 9520 | Segmented RT Accessory Devices | |
| 1.2.840.10008.6.1.1231 | CID 9521 | Radiotherapy Treatment Energy Unit | |
| 1.2.840.10008.6.1.1232 | CID 9522 | Multi-source Radiotherapy Procedure Techniques | |
| 1.2.840.10008.6.1.1233 | CID 9523 | Robotic Radiotherapy Procedure Techniques | |
| 1.2.840.10008.6.1.1234 | CID 9524 | Radiotherapy Procedure Techniques | |
| 1.2.840.10008.6.1.1235 | CID 9525 | Radiation Therapy Particle | |
| 1.2.840.10008.6.1.1236 | CID 9526 | Ion Therapy Particle | |
| 1.2.840.10008.6.1.1237 | CID 9527 | Teletherapy Isotope | |
| 1.2.840.10008.6.1.1238 | CID 9528 | Brachytherapy Isotope | |
| 1.2.840.10008.6.1.1239 | CID 9529 | Single Dose Dosimetric Objectives | |
| 1.2.840.10008.6.1.1240 | CID 9530 | Percentage and Dose Dosimetric Objectives | |
| 1.2.840.10008.6.1.1241 | CID 9531 | Volume and Dose Dosimetric Objectives | |
| 1.2.840.10008.6.1.1242 | CID 9532 | No-Parameter Dosimetric Objectives | |
| 1.2.840.10008.6.1.1243 | CID 9533 | Delivery Time Structure | |
| 1.2.840.10008.6.1.1244 | CID 9534 | Radiotherapy Targets | |
| 1.2.840.10008.6.1.1245 | CID 9535 | Radiotherapy Dose Calculation Roles | |

| Context UID | Context Identifier | Context Group Name | Comment |
|------------------------|--------------------|--|---------|
| 1.2.840.10008.6.1.1246 | CID 9536 | Radiotherapy Prescribing and Segmenting Person Roles | |
| 1.2.840.10008.6.1.1247 | CID 9537 | Effective Dose Calculation Method Categories | |
| 1.2.840.10008.6.1.1248 | CID 9538 | Radiation Transport-based Effective Dose Method Modifiers | |
| 1.2.840.10008.6.1.1249 | CID 9539 | Fractionation-based Effective Dose Method Modifiers | |
| 1.2.840.10008.6.1.1250 | CID 60 | Imaging Agent Administration Adverse Events | |
| 1.2.840.10008.6.1.1251 | CID 61 | Time Relative to Procedure | |
| 1.2.840.10008.6.1.1252 | CID 62 | Imaging Agent Administration Phase Type | |
| 1.2.840.10008.6.1.1253 | CID 63 | Imaging Agent Administration Mode | |
| 1.2.840.10008.6.1.1254 | CID 64 | Imaging Agent Administration Patient State | |
| 1.2.840.10008.6.1.1255 | CID 65 | Pre-medication For Imaging Agent Administration | |
| 1.2.840.10008.6.1.1256 | CID 66 | Medication For Imaging Agent Administration | |
| 1.2.840.10008.6.1.1257 | CID 67 | Imaging Agent Administration Completion Status | |
| 1.2.840.10008.6.1.1258 | CID 68 | Imaging Agent Administration Pharmaceutical Unit of Presentation | |
| 1.2.840.10008.6.1.1259 | CID 69 | Imaging Agent Administration Consumables | |
| 1.2.840.10008.6.1.1260 | CID 70 | Flush | |
| 1.2.840.10008.6.1.1261 | CID 71 | Imaging Agent Administration Injector Event Type | |
| 1.2.840.10008.6.1.1262 | CID 72 | Imaging Agent Administration Step Type | |
| 1.2.840.10008.6.1.1263 | CID 73 | Bolus Shaping Curves | |
| 1.2.840.10008.6.1.1264 | CID 74 | Imaging Agent Administration Consumable Catheter Type | |
| 1.2.840.10008.6.1.1265 | CID 75 | Low-high-equal | |
| 1.2.840.10008.6.1.1266 | CID 76 | Type of Pre-medication | |
| 1.2.840.10008.6.1.1267 | CID 245 | Laterality with Median | |
| 1.2.840.10008.6.1.1268 | CID 4029 | Dermatology Anatomic Sites | |
| 1.2.840.10008.6.1.1269 | CID 218 | Quantitative Image Features | |
| 1.2.840.10008.6.1.1270 | CID 7477 | Global Shape Descriptors | |
| 1.2.840.10008.6.1.1271 | CID 7478 | Intensity Histogram Features | |
| 1.2.840.10008.6.1.1272 | CID 7479 | Grey Level Distance Zone Based Features | |
| 1.2.840.10008.6.1.1273 | CID 7500 | Neighbourhood Grey Tone Difference Based Features | |
| 1.2.840.10008.6.1.1274 | CID 7501 | Neighbouring Grey Level Dependence Based Features | |
| 1.2.840.10008.6.1.1275 | CID 4242 | Cornea Measurement Method Descriptors | |
| 1.2.840.10008.6.1.1276 | CID 7027 | Segmented Radiotherapeutic Dose Measurement Devices | |
| 1.2.840.10008.6.1.1277 | CID 6098 | Clinical Course of Disease | |
| 1.2.840.10008.6.1.1278 | CID 6099 | Racial Group | |
| 1.2.840.10008.6.1.1279 | CID 246 | Relative Laterality | |
| 1.2.840.10008.6.1.1280 | CID 7168 | Brain Lesion Segmentation Types With Necrosis | |

| Context UID | Context Identifier | Context Group Name | Comment |
|------------------------|--------------------|--|---------|
| 1.2.840.10008.6.1.1281 | CID 7169 | Brain Lesion Segmentation Types Without Necrosis | |
| 1.2.840.10008.6.1.1282 | CID 32 | Non-Acquisition Modality | |
| 1.2.840.10008.6.1.1283 | CID 33 | Modality | |
| 1.2.840.10008.6.1.1284 | CID 247 | Laterality Left-Right Only | |
| 1.2.840.10008.6.1.1285 | CID 210 | Qualitative Evaluation Modifier Types | |
| 1.2.840.10008.6.1.1286 | CID 211 | Qualitative Evaluation Modifier Values | |
| 1.2.840.10008.6.1.1287 | CID 212 | Generic Anatomic Location Modifiers | |
| 1.2.840.10008.6.1.1288 | CID 9541 | Beam Limiting Device Types | |
| 1.2.840.10008.6.1.1289 | CID 9542 | Compensator Device Types | |
| 1.2.840.10008.6.1.1290 | CID 9543 | Radiotherapy Treatment Machine Modes | |
| 1.2.840.10008.6.1.1291 | CID 9544 | Radiotherapy Distance Reference Locations | |
| 1.2.840.10008.6.1.1292 | CID 9545 | Fixed Beam Limiting Device Types | |
| 1.2.840.10008.6.1.1293 | CID 9546 | Radiotherapy Wedge Types | |
| 1.2.840.10008.6.1.1294 | CID 9547 | RT Beam Limiting Device Orientation Labels | |
| 1.2.840.10008.6.1.1295 | CID 9548 | General Accessory Device Types | |
| 1.2.840.10008.6.1.1296 | CID 9549 | Radiation Generation Mode Types | |
| 1.2.840.10008.6.1.1297 | CID 9550 | C-Arm Photon-Electron Delivery Rate Units | |
| 1.2.840.10008.6.1.1298 | CID 9551 | Treatment Delivery Device Types | |
| 1.2.840.10008.6.1.1299 | CID 9552 | C-Arm Photon-Electron Dosimeter Units | |
| 1.2.840.10008.6.1.1300 | CID 9553 | Treatment Points | |
| 1.2.840.10008.6.1.1301 | CID 9554 | Equipment Reference Points | |
| 1.2.840.10008.6.1.1302 | CID 9555 | Radiotherapy Treatment Planning Person Roles | |
| 1.2.840.10008.6.1.1303 | CID 7070 | Real Time Video Rendition Titles | |
| 1.2.840.10008.6.1.1304 | CID 219 | Geometry Graphical Representation | |
| 1.2.840.10008.6.1.1305 | CID 217 | Visual Explanation | |
| 1.2.840.10008.6.1.1306 | CID 6304 | Prostate Sector Anatomy from PI-RADS v2.1 | |
| 1.2.840.10008.6.1.1307 | CID 9556 | Radiotherapy Robotic Node Sets | |
| 1.2.840.10008.6.1.1308 | CID 9557 | Tomotherapeutic Dosimeter Units | |
| 1.2.840.10008.6.1.1309 | CID 9558 | Tomotherapeutic Dose Rate Units | |
| 1.2.840.10008.6.1.1310 | CID 9559 | Robotic Delivery Device Dosimeter Units | |
| 1.2.840.10008.6.1.1311 | CID 9560 | Robotic Delivery Device Dose Rate Units | |
| 1.2.840.10008.6.1.1312 | CID 8134 | Anatomic Structures | |
| 1.2.840.10008.6.1.1313 | CID 6148 | Mediastinum Finding or Feature | |
| 1.2.840.10008.6.1.1314 | CID 6149 | Mediastinum Anatomy | |
| 1.2.840.10008.6.1.1315 | CID 12100 | Vascular Ultrasound Report Document Titles | |
| 1.2.840.10008.6.1.1316 | CID 12130 | Parts of Organs (Non-Lateralized) | |
| 1.2.840.10008.6.1.1317 | CID 12131 | Parts of Organs (Lateralized) | |
| 1.2.840.10008.6.1.1318 | CID 9561 | Treatment Termination Reasons | |
| 1.2.840.10008.6.1.1319 | CID 9562 | Radiotherapy Treatment Delivery Person Roles | |
| 1.2.840.10008.6.1.1320 | CID 9563 | Interlock Resolutions | |
| 1.2.840.10008.6.1.1321 | CID 9564 | Treatment Session Confirmation Assertions | |

| Context UID | Context Identifier | Context Group Name | Comment |
|------------------------|--------------------|--|---------|
| 1.2.840.10008.6.1.1322 | CID 9565 | Treatment Tolerance Violation Causes | |
| 1.2.840.10008.6.1.1323 | CID 9566 | Clinical Tolerance Violation Types | |
| 1.2.840.10008.6.1.1324 | CID 9567 | Machine Tolerance Violation Types | |
| 1.2.840.10008.6.1.1325 | CID 9568 | Treatment Interlocks | |
| 1.2.840.10008.6.1.1326 | CID 9569 | Isocentric Patient Support Position Parameters | |
| 1.2.840.10008.6.1.1327 | CID 9570 | RT Overridden Treatment Parameters | |
| 1.2.840.10008.6.1.1328 | CID 3030 | EEG Leads | |
| 1.2.840.10008.6.1.1329 | CID 3031 | Lead locations near or in muscles | |
| 1.2.840.10008.6.1.1330 | CID 3032 | Lead locations near peripheral nerves | |
| 1.2.840.10008.6.1.1331 | CID 3033 | EOG Leads | |
| 1.2.840.10008.6.1.1332 | CID 3034 | Body Position Channels | |
| 1.2.840.10008.6.1.1333 | CID 3035 | EEG Annotations – Neurophysiologic Enumerations (EEG) | |
| 1.2.840.10008.6.1.1334 | CID 3036 | EMG Annotations – Neurophysiological Enumerations (EMG) | |
| 1.2.840.10008.6.1.1335 | CID 3037 | EOG Annotations – Neurophysiological Enumerations (EOG) | |
| 1.2.840.10008.6.1.1336 | CID 3038 | Pattern Events | |
| 1.2.840.10008.6.1.1337 | CID 3039 | Device-related and Environment-related Events | |
| 1.2.840.10008.6.1.1338 | CID 3040 | EEG Annotations - Neurological Monitoring Measurements | |
| 1.2.840.10008.6.1.1339 | CID 12024 | OB-GYN Ultrasound Report Document Titles | |
| 1.2.840.10008.6.1.1340 | CID 7230 | Automation of Measurement | |
| 1.2.840.10008.6.1.1341 | CID 12025 | OB-GYN Ultrasound Beam Path | |
| 1.2.840.10008.6.1.1342 | CID 7550 | Angle Measurements | |
| 1.2.840.10008.6.1.1343 | CID 7551 | Generic Purpose of Reference to Images and Coordinates in Measurements | |
| 1.2.840.10008.6.1.1344 | CID 7552 | Generic Purpose of Reference to Images in Measurements | |
| 1.2.840.10008.6.1.1345 | CID 7553 | Generic Purpose of Reference to Coordinates in Measurements | |
| 1.2.840.10008.6.1.1346 | CID 4401 | Fitzpatrick Skin Type | |
| 1.2.840.10008.6.1.1347 | CID 4402 | History of Malignant Melanoma | |
| 1.2.840.10008.6.1.1348 | CID 4403 | History of Melanoma in Situ | |
| 1.2.840.10008.6.1.1349 | CID 4404 | History of Non-Melanoma Skin Cancer | |
| 1.2.840.10008.6.1.1350 | CID 4405 | History of Non-Melanoma Skin Cancer | |
| 1.2.840.10008.6.1.1351 | CID 4406 | Patient Reported Lesion Characteristics | |
| 1.2.840.10008.6.1.1352 | CID 4407 | Lesion Palpation Findings | |
| 1.2.840.10008.6.1.1353 | CID 4408 | Lesion Visual Findings | |
| 1.2.840.10008.6.1.1354 | CID 4409 | Lesion Visual Findings | |
| 1.2.840.10008.6.1.1355 | CID 12125 | Abdominopelvic Vessels | |
| 1.2.840.10008.6.1.1356 | CID 43 | Numeric Value Failure Qualifier | |
| 1.2.840.10008.6.1.1357 | CID 44 | Numeric Value Unknown Qualifier | |

| Context UID | Context Identifier | Context Group Name | Comment |
|------------------------|--------------------|----------------------------------|---------|
| 1.2.840.10008.6.1.1358 | CID 7170 | Couinaud Liver Segments | |
| 1.2.840.10008.6.1.1359 | CID 7171 | Liver Segmentation Types | |
| 1.2.840.10008.6.1.1360 | CID 1201 | Contraindications For XA Imaging | |

Note

For some Context Group UIDs, no Context Group Name or Identifier is specified; these are "placeholders" that are not assigned but will not be reused.

Table A-4. Template UID Values

| UID Value | UID Name | UID Type | Part |
|--------------------|---|------------------------|--------|
| 1.2.840.10008.9.1 | Imaging Report | Document TemplateID | PS3.20 |
| 1.2.840.10008.9.2 | Clinical Information | Section TemplateID | PS3.20 |
| 1.2.840.10008.9.3 | Imaging Procedure Description | Section TemplateID | PS3.20 |
| 1.2.840.10008.9.4 | Comparison Study | Section TemplateID | PS3.20 |
| 1.2.840.10008.9.5 | Impression | Section TemplateID | PS3.20 |
| 1.2.840.10008.9.6 | Addendum | Section TemplateID | PS3.20 |
| 1.2.840.10008.9.7 | Request | Section TemplateID | PS3.20 |
| 1.2.840.10008.9.8 | Radiation Exposure and Protection Information | Section TemplateID | PS3.20 |
| 1.2.840.10008.9.9 | Fetus Findings | Section TemplateID | PS3.20 |
| 1.2.840.10008.9.10 | Labeled Subsection | Section TemplateID | PS3.20 |
| 1.2.840.10008.9.11 | Communication of Actionable Findings | Section TemplateID | PS3.20 |
| 1.2.840.10008.9.12 | Recommendation | Section TemplateID | PS3.20 |
| 1.2.840.10008.9.13 | Procedural Medication | Entry TemplateID | PS3.20 |
| 1.2.840.10008.9.14 | Procedure Technique | Entry TemplateID | PS3.20 |
| 1.2.840.10008.9.15 | Image Quality | Entry TemplateID | PS3.20 |
| 1.2.840.10008.9.16 | Study Act | Entry TemplateID | PS3.20 |
| 1.2.840.10008.9.17 | Series Act | Entry TemplateID | PS3.20 |
| 1.2.840.10008.9.18 | SOP Instance Observation | Entry TemplateID | PS3.20 |
| 1.2.840.10008.9.19 | Section Text | Element Set TemplateID | PS3.20 |
| 1.2.840.10008.9.20 | General Header | Element Set TemplateID | PS3.20 |
| 1.2.840.10008.9.21 | Imaging Header | Element Set TemplateID | PS3.20 |
| 1.2.840.10008.9.22 | Parent Document | Element Set TemplateID | PS3.20 |
| 1.2.840.10008.9.23 | General Section Entries | Element Set TemplateID | PS3.20 |
| 1.2.840.10008.9.24 | Imaging Addendum Report | Document TemplateID | PS3.20 |

B Well-Known Color Palettes (Normative)

B.1 Standard Color Palettes

Table B.1-1 lists the color palettes that are defined by the DICOM Standard.

Table B.1-1. Standard Color Palettes

| Well-known SOP Instance UID | Content Label (0070,0080) | Content Description (0070,0081) | Section | URL of Reference Encoded Instance |
|-----------------------------|---------------------------|---------------------------------|---------|---|
| 1.2.840.10008.1.5.1 | HOT_IRON | Hot Iron | B.1.1 | ftp://medical.nema.org/Medical/Dicom/Palettes/hotiron.dcm |
| 1.2.840.10008.1.5.2 | PET | PET | B.1.2 | ftp://medical.nema.org/Medical/Dicom/Palettes/pet.dcm |
| 1.2.840.10008.1.5.3 | HOT_METAL_BLUE | Hot Metal Blue | B.1.3 | ftp://medical.nema.org/Medical/Dicom/Palettes/hotmetalblue.dcm |
| 1.2.840.10008.1.5.4 | PET_20_STEP | PET 20 Step | B.1.4 | ftp://medical.nema.org/Medical/Dicom/Palettes/pet20step.dcm |
| 1.2.840.10008.1.5.5 | SPRING | Spring | B.1.5 | ftp://medical.nema.org/Medical/Dicom/Palettes/spring.dcm |
| 1.2.840.10008.1.5.6 | SUMMER | Summer | B.1.6 | ftp://medical.nema.org/Medical/Dicom/Palettes/summer.dcm |
| 1.2.840.10008.1.5.7 | FALL | Fall | B.1.7 | ftp://medical.nema.org/Medical/Dicom/Palettes/fall.dcm |
| 1.2.840.10008.1.5.8 | WINTER | Winter | B.1.8 | ftp://medical.nema.org/Medical/Dicom/Palettes/winter.dcm |

B.1.1 Hot Iron Color Palette

B.1.1.1 Hot Iron Color Palette Description (Informative)

The Hot Iron color palette is often used in nuclear medicine applications to make differences in signal intensity (counts) more apparent to the human observer. A typical example is illustrated in Figure B.1.1.1-1.

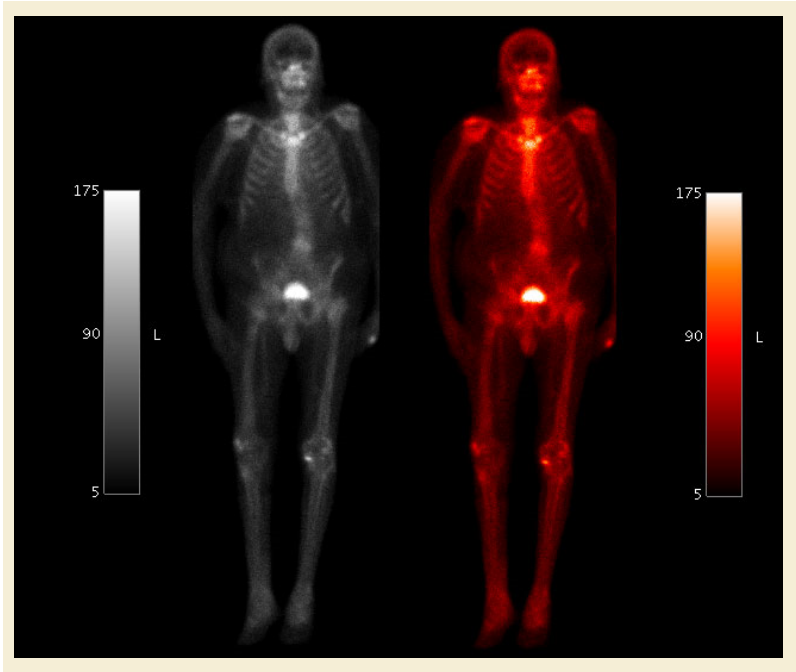


Figure B.1.1.1-1. Nuclear Medicine image with and without Hot Iron Palette applied.

B.1.1.2 Hot Iron Color Palette Definition

The ICC Profile shall define the sRGB space.

The value of Content Label (0070,0080) shall be "HOT_IRON".

This color palette is defined to contain the values for Red Palette Color Lookup Table Descriptor (0028,1101), Green Palette Color Lookup Table Descriptor (0028,1102) and Blue Palette Color Lookup Table Descriptor (0028,1103) defined in Table B.1.1.2-1.

Table B.1.1.2-1. Hot Iron Color Palette Descriptor

| Value 1 (Number of entries) | Value 2 (First value mapped) | Value 3 (Number of bits) |
|-----------------------------|------------------------------|--------------------------|
| 256 | 0 | 8 |

This color palette is defined to contain the values in Table B.1.1.2-2, where the values in the columns Red, Green and Blue are the values of the Red Palette Color Lookup Table Data (0028,1201), Green Palette Color Lookup Table Data (0028,1202) and Blue Palette Color Lookup Table Data (0028,1203), respectively.

Table B.1.1.2-2. Hot Iron Color Palette Data

| Red | Green | Blue |
|-----|-------|------|
| 0 | 0 | 0 |
| 2 | 0 | 0 |
| 4 | 0 | 0 |
| 6 | 0 | 0 |
| 8 | 0 | 0 |
| 10 | 0 | 0 |
| 12 | 0 | 0 |
| 14 | 0 | 0 |

| Red | Green | Blue |
|-----|-------|------|
| 16 | 0 | 0 |
| 18 | 0 | 0 |
| 20 | 0 | 0 |
| 22 | 0 | 0 |
| 24 | 0 | 0 |
| 26 | 0 | 0 |
| 28 | 0 | 0 |
| 30 | 0 | 0 |
| 32 | 0 | 0 |
| 34 | 0 | 0 |
| 36 | 0 | 0 |
| 38 | 0 | 0 |
| 40 | 0 | 0 |
| 42 | 0 | 0 |
| 44 | 0 | 0 |
| 46 | 0 | 0 |
| 48 | 0 | 0 |
| 50 | 0 | 0 |
| 52 | 0 | 0 |
| 54 | 0 | 0 |
| 56 | 0 | 0 |
| 58 | 0 | 0 |
| 60 | 0 | 0 |
| 62 | 0 | 0 |
| 64 | 0 | 0 |
| 66 | 0 | 0 |
| 68 | 0 | 0 |
| 70 | 0 | 0 |
| 72 | 0 | 0 |
| 74 | 0 | 0 |
| 76 | 0 | 0 |
| 78 | 0 | 0 |
| 80 | 0 | 0 |
| 82 | 0 | 0 |
| 84 | 0 | 0 |
| 86 | 0 | 0 |
| 88 | 0 | 0 |
| 90 | 0 | 0 |
| 92 | 0 | 0 |
| 94 | 0 | 0 |
| 96 | 0 | 0 |
| 98 | 0 | 0 |

| Red | Green | Blue |
|-----|-------|------|
| 100 | 0 | 0 |
| 102 | 0 | 0 |
| 104 | 0 | 0 |
| 106 | 0 | 0 |
| 108 | 0 | 0 |
| 110 | 0 | 0 |
| 112 | 0 | 0 |
| 114 | 0 | 0 |
| 116 | 0 | 0 |
| 118 | 0 | 0 |
| 120 | 0 | 0 |
| 122 | 0 | 0 |
| 124 | 0 | 0 |
| 126 | 0 | 0 |
| 128 | 0 | 0 |
| 130 | 0 | 0 |
| 132 | 0 | 0 |
| 134 | 0 | 0 |
| 136 | 0 | 0 |
| 138 | 0 | 0 |
| 140 | 0 | 0 |
| 142 | 0 | 0 |
| 144 | 0 | 0 |
| 146 | 0 | 0 |
| 148 | 0 | 0 |
| 150 | 0 | 0 |
| 152 | 0 | 0 |
| 154 | 0 | 0 |
| 156 | 0 | 0 |
| 158 | 0 | 0 |
| 160 | 0 | 0 |
| 162 | 0 | 0 |
| 164 | 0 | 0 |
| 166 | 0 | 0 |
| 168 | 0 | 0 |
| 170 | 0 | 0 |
| 172 | 0 | 0 |
| 174 | 0 | 0 |
| 176 | 0 | 0 |
| 178 | 0 | 0 |
| 180 | 0 | 0 |
| 182 | 0 | 0 |

| Red | Green | Blue |
|-----|-------|------|
| 184 | 0 | 0 |
| 186 | 0 | 0 |
| 188 | 0 | 0 |
| 190 | 0 | 0 |
| 192 | 0 | 0 |
| 194 | 0 | 0 |
| 196 | 0 | 0 |
| 198 | 0 | 0 |
| 200 | 0 | 0 |
| 202 | 0 | 0 |
| 204 | 0 | 0 |
| 206 | 0 | 0 |
| 208 | 0 | 0 |
| 210 | 0 | 0 |
| 212 | 0 | 0 |
| 214 | 0 | 0 |
| 216 | 0 | 0 |
| 218 | 0 | 0 |
| 220 | 0 | 0 |
| 222 | 0 | 0 |
| 224 | 0 | 0 |
| 226 | 0 | 0 |
| 228 | 0 | 0 |
| 230 | 0 | 0 |
| 232 | 0 | 0 |
| 234 | 0 | 0 |
| 236 | 0 | 0 |
| 238 | 0 | 0 |
| 240 | 0 | 0 |
| 242 | 0 | 0 |
| 244 | 0 | 0 |
| 246 | 0 | 0 |
| 248 | 0 | 0 |
| 250 | 0 | 0 |
| 252 | 0 | 0 |
| 254 | 0 | 0 |
| 255 | 0 | 0 |
| 255 | 2 | 0 |
| 255 | 4 | 0 |
| 255 | 6 | 0 |
| 255 | 8 | 0 |
| 255 | 10 | 0 |

| Red | Green | Blue |
|-----|-------|------|
| 255 | 12 | 0 |
| 255 | 14 | 0 |
| 255 | 16 | 0 |
| 255 | 18 | 0 |
| 255 | 20 | 0 |
| 255 | 22 | 0 |
| 255 | 24 | 0 |
| 255 | 26 | 0 |
| 255 | 28 | 0 |
| 255 | 30 | 0 |
| 255 | 32 | 0 |
| 255 | 34 | 0 |
| 255 | 36 | 0 |
| 255 | 38 | 0 |
| 255 | 40 | 0 |
| 255 | 42 | 0 |
| 255 | 44 | 0 |
| 255 | 46 | 0 |
| 255 | 48 | 0 |
| 255 | 50 | 0 |
| 255 | 52 | 0 |
| 255 | 54 | 0 |
| 255 | 56 | 0 |
| 255 | 58 | 0 |
| 255 | 60 | 0 |
| 255 | 62 | 0 |
| 255 | 64 | 0 |
| 255 | 66 | 0 |
| 255 | 68 | 0 |
| 255 | 70 | 0 |
| 255 | 72 | 0 |
| 255 | 74 | 0 |
| 255 | 76 | 0 |
| 255 | 78 | 0 |
| 255 | 80 | 0 |
| 255 | 82 | 0 |
| 255 | 84 | 0 |
| 255 | 86 | 0 |
| 255 | 88 | 0 |
| 255 | 90 | 0 |
| 255 | 92 | 0 |
| 255 | 94 | 0 |

| Red | Green | Blue |
|-----|-------|------|
| 255 | 96 | 0 |
| 255 | 98 | 0 |
| 255 | 100 | 0 |
| 255 | 102 | 0 |
| 255 | 104 | 0 |
| 255 | 106 | 0 |
| 255 | 108 | 0 |
| 255 | 110 | 0 |
| 255 | 112 | 0 |
| 255 | 114 | 0 |
| 255 | 116 | 0 |
| 255 | 118 | 0 |
| 255 | 120 | 0 |
| 255 | 122 | 0 |
| 255 | 124 | 0 |
| 255 | 126 | 0 |
| 255 | 128 | 4 |
| 255 | 130 | 8 |
| 255 | 132 | 12 |
| 255 | 134 | 16 |
| 255 | 136 | 20 |
| 255 | 138 | 24 |
| 255 | 140 | 28 |
| 255 | 142 | 32 |
| 255 | 144 | 36 |
| 255 | 146 | 40 |
| 255 | 148 | 44 |
| 255 | 150 | 48 |
| 255 | 152 | 52 |
| 255 | 154 | 56 |
| 255 | 156 | 60 |
| 255 | 158 | 64 |
| 255 | 160 | 68 |
| 255 | 162 | 72 |
| 255 | 164 | 76 |
| 255 | 166 | 80 |
| 255 | 168 | 84 |
| 255 | 170 | 88 |
| 255 | 172 | 92 |
| 255 | 174 | 96 |
| 255 | 176 | 100 |
| 255 | 178 | 104 |

| Red | Green | Blue |
|-----|-------|------|
| 255 | 180 | 108 |
| 255 | 182 | 112 |
| 255 | 184 | 116 |
| 255 | 186 | 120 |
| 255 | 188 | 124 |
| 255 | 190 | 128 |
| 255 | 192 | 132 |
| 255 | 194 | 136 |
| 255 | 196 | 140 |
| 255 | 198 | 144 |
| 255 | 200 | 148 |
| 255 | 202 | 152 |
| 255 | 204 | 156 |
| 255 | 206 | 160 |
| 255 | 208 | 164 |
| 255 | 210 | 168 |
| 255 | 212 | 172 |
| 255 | 214 | 176 |
| 255 | 216 | 180 |
| 255 | 218 | 184 |
| 255 | 220 | 188 |
| 255 | 222 | 192 |
| 255 | 224 | 196 |
| 255 | 226 | 200 |
| 255 | 228 | 204 |
| 255 | 230 | 208 |
| 255 | 232 | 212 |
| 255 | 234 | 216 |
| 255 | 236 | 220 |
| 255 | 238 | 224 |
| 255 | 240 | 228 |
| 255 | 242 | 232 |
| 255 | 244 | 236 |
| 255 | 246 | 240 |
| 255 | 248 | 244 |
| 255 | 250 | 248 |
| 255 | 252 | 252 |
| 255 | 255 | 255 |

B.1.2 PET Color Palette

B.1.2.1 PET Color Palette Description (Informative)

The PET color palette is often used in PET applications to pseudo-color the superimposed PET images when displayed fused with underlying CT images. A typical example is illustrated in Figure B.1.2.1-1.

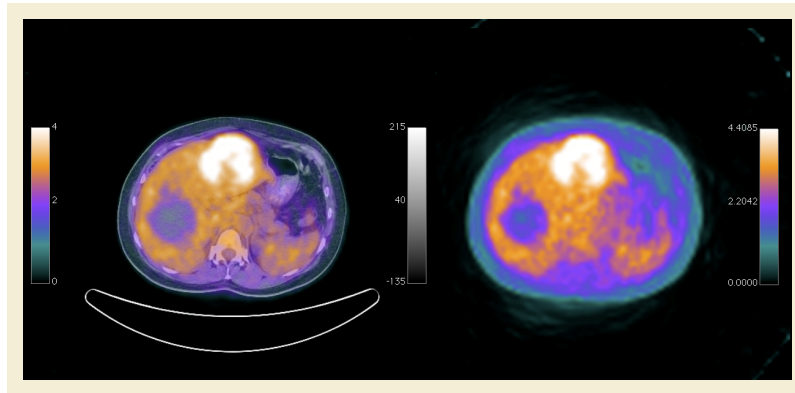


Figure B.1.2.1-1. PET image with PET Palette superimposed over grayscale CT image.

B.1.2.2 PET Color Palette Definition

The ICC Profile shall define the sRGB space.

The value of Content Label (0070,0080) shall be "PET".

This color palette is defined to contain the values for Red Palette Color Lookup Table Descriptor (0028,1101), Green Palette Color Lookup Table Descriptor (0028,1102) and Blue Palette Color Lookup Table Descriptor (0028,1103) defined in Table B.1.2.2-1.

Table B.1.2.2-1. PET Color Palette Descriptor

| Value 1 (Number of entries) | Value 2 (First value mapped) | Value 3 (Number of bits) |
|-----------------------------|------------------------------|--------------------------|
| 256 | 0 | 8 |

This color palette is defined to contain the values in Table B.1.2.2-2, where the values in the columns Red, Green and Blue are the values of the Red Palette Color Lookup Table Data (0028,1201), Green Palette Color Lookup Table Data (0028,1202) and Blue Palette Color Lookup Table Data (0028,1203), respectively.

Table B.1.2.2-2. PET Color Palette Data

| Red | Green | Blue |
|-----|-------|------|
| 0 | 0 | 0 |
| 0 | 2 | 1 |
| 0 | 4 | 3 |
| 0 | 6 | 5 |
| 0 | 8 | 7 |
| 0 | 10 | 9 |
| 0 | 12 | 11 |
| 0 | 14 | 13 |
| 0 | 16 | 15 |
| 0 | 18 | 17 |

| Red | Green | Blue |
|-----|-------|------|
| 0 | 20 | 19 |
| 0 | 22 | 21 |
| 0 | 24 | 23 |
| 0 | 26 | 25 |
| 0 | 28 | 27 |
| 0 | 30 | 29 |
| 0 | 32 | 31 |
| 0 | 34 | 33 |
| 0 | 36 | 35 |
| 0 | 38 | 37 |
| 0 | 40 | 39 |
| 0 | 42 | 41 |
| 0 | 44 | 43 |
| 0 | 46 | 45 |
| 0 | 48 | 47 |
| 0 | 50 | 49 |
| 0 | 52 | 51 |
| 0 | 54 | 53 |
| 0 | 56 | 55 |
| 0 | 58 | 57 |
| 0 | 60 | 59 |
| 0 | 62 | 61 |
| 0 | 65 | 63 |
| 0 | 67 | 65 |
| 0 | 69 | 67 |
| 0 | 71 | 69 |
| 0 | 73 | 71 |
| 0 | 75 | 73 |
| 0 | 77 | 75 |
| 0 | 79 | 77 |
| 0 | 81 | 79 |
| 0 | 83 | 81 |
| 0 | 85 | 83 |
| 0 | 87 | 85 |
| 0 | 89 | 87 |
| 0 | 91 | 89 |
| 0 | 93 | 91 |
| 0 | 95 | 93 |
| 0 | 97 | 95 |
| 0 | 99 | 97 |
| 0 | 101 | 99 |
| 0 | 103 | 101 |

| Red | Green | Blue |
|-----|-------|------|
| 0 | 105 | 103 |
| 0 | 107 | 105 |
| 0 | 109 | 107 |
| 0 | 111 | 109 |
| 0 | 113 | 111 |
| 0 | 115 | 113 |
| 0 | 117 | 115 |
| 0 | 119 | 117 |
| 0 | 121 | 119 |
| 0 | 123 | 121 |
| 0 | 125 | 123 |
| 0 | 128 | 125 |
| 1 | 126 | 127 |
| 3 | 124 | 129 |
| 5 | 122 | 131 |
| 7 | 120 | 133 |
| 9 | 118 | 135 |
| 11 | 116 | 137 |
| 13 | 114 | 139 |
| 15 | 112 | 141 |
| 17 | 110 | 143 |
| 19 | 108 | 145 |
| 21 | 106 | 147 |
| 23 | 104 | 149 |
| 25 | 102 | 151 |
| 27 | 100 | 153 |
| 29 | 98 | 155 |
| 31 | 96 | 157 |
| 33 | 94 | 159 |
| 35 | 92 | 161 |
| 37 | 90 | 163 |
| 39 | 88 | 165 |
| 41 | 86 | 167 |
| 43 | 84 | 169 |
| 45 | 82 | 171 |
| 47 | 80 | 173 |
| 49 | 78 | 175 |
| 51 | 76 | 177 |
| 53 | 74 | 179 |
| 55 | 72 | 181 |
| 57 | 70 | 183 |
| 59 | 68 | 185 |

| Red | Green | Blue |
|-----|-------|------|
| 61 | 66 | 187 |
| 63 | 64 | 189 |
| 65 | 63 | 191 |
| 67 | 61 | 193 |
| 69 | 59 | 195 |
| 71 | 57 | 197 |
| 73 | 55 | 199 |
| 75 | 53 | 201 |
| 77 | 51 | 203 |
| 79 | 49 | 205 |
| 81 | 47 | 207 |
| 83 | 45 | 209 |
| 85 | 43 | 211 |
| 86 | 41 | 213 |
| 88 | 39 | 215 |
| 90 | 37 | 217 |
| 92 | 35 | 219 |
| 94 | 33 | 221 |
| 96 | 31 | 223 |
| 98 | 29 | 225 |
| 100 | 27 | 227 |
| 102 | 25 | 229 |
| 104 | 23 | 231 |
| 106 | 21 | 233 |
| 108 | 19 | 235 |
| 110 | 17 | 237 |
| 112 | 15 | 239 |
| 114 | 13 | 241 |
| 116 | 11 | 243 |
| 118 | 9 | 245 |
| 120 | 7 | 247 |
| 122 | 5 | 249 |
| 124 | 3 | 251 |
| 126 | 1 | 253 |
| 128 | 0 | 255 |
| 130 | 2 | 252 |
| 132 | 4 | 248 |
| 134 | 6 | 244 |
| 136 | 8 | 240 |
| 138 | 10 | 236 |
| 140 | 12 | 232 |
| 142 | 14 | 228 |

| Red | Green | Blue |
|------------|--------------|-------------|
| 144 | 16 | 224 |
| 146 | 18 | 220 |
| 148 | 20 | 216 |
| 150 | 22 | 212 |
| 152 | 24 | 208 |
| 154 | 26 | 204 |
| 156 | 28 | 200 |
| 158 | 30 | 196 |
| 160 | 32 | 192 |
| 162 | 34 | 188 |
| 164 | 36 | 184 |
| 166 | 38 | 180 |
| 168 | 40 | 176 |
| 170 | 42 | 172 |
| 171 | 44 | 168 |
| 173 | 46 | 164 |
| 175 | 48 | 160 |
| 177 | 50 | 156 |
| 179 | 52 | 152 |
| 181 | 54 | 148 |
| 183 | 56 | 144 |
| 185 | 58 | 140 |
| 187 | 60 | 136 |
| 189 | 62 | 132 |
| 191 | 64 | 128 |
| 193 | 66 | 124 |
| 195 | 68 | 120 |
| 197 | 70 | 116 |
| 199 | 72 | 112 |
| 201 | 74 | 108 |
| 203 | 76 | 104 |
| 205 | 78 | 100 |
| 207 | 80 | 96 |
| 209 | 82 | 92 |
| 211 | 84 | 88 |
| 213 | 86 | 84 |
| 215 | 88 | 80 |
| 217 | 90 | 76 |
| 219 | 92 | 72 |
| 221 | 94 | 68 |
| 223 | 96 | 64 |
| 225 | 98 | 60 |

| Red | Green | Blue |
|-----|-------|------|
| 227 | 100 | 56 |
| 229 | 102 | 52 |
| 231 | 104 | 48 |
| 233 | 106 | 44 |
| 235 | 108 | 40 |
| 237 | 110 | 36 |
| 239 | 112 | 32 |
| 241 | 114 | 28 |
| 243 | 116 | 24 |
| 245 | 118 | 20 |
| 247 | 120 | 16 |
| 249 | 122 | 12 |
| 251 | 124 | 8 |
| 253 | 126 | 4 |
| 255 | 128 | 0 |
| 255 | 130 | 4 |
| 255 | 132 | 8 |
| 255 | 134 | 12 |
| 255 | 136 | 16 |
| 255 | 138 | 20 |
| 255 | 140 | 24 |
| 255 | 142 | 28 |
| 255 | 144 | 32 |
| 255 | 146 | 36 |
| 255 | 148 | 40 |
| 255 | 150 | 44 |
| 255 | 152 | 48 |
| 255 | 154 | 52 |
| 255 | 156 | 56 |
| 255 | 158 | 60 |
| 255 | 160 | 64 |
| 255 | 162 | 68 |
| 255 | 164 | 72 |
| 255 | 166 | 76 |
| 255 | 168 | 80 |
| 255 | 170 | 85 |
| 255 | 172 | 89 |
| 255 | 174 | 93 |
| 255 | 176 | 97 |
| 255 | 178 | 101 |
| 255 | 180 | 105 |
| 255 | 182 | 109 |

| Red | Green | Blue |
|-----|-------|------|
| 255 | 184 | 113 |
| 255 | 186 | 117 |
| 255 | 188 | 121 |
| 255 | 190 | 125 |
| 255 | 192 | 129 |
| 255 | 194 | 133 |
| 255 | 196 | 137 |
| 255 | 198 | 141 |
| 255 | 200 | 145 |
| 255 | 202 | 149 |
| 255 | 204 | 153 |
| 255 | 206 | 157 |
| 255 | 208 | 161 |
| 255 | 210 | 165 |
| 255 | 212 | 170 |
| 255 | 214 | 174 |
| 255 | 216 | 178 |
| 255 | 218 | 182 |
| 255 | 220 | 186 |
| 255 | 222 | 190 |
| 255 | 224 | 194 |
| 255 | 226 | 198 |
| 255 | 228 | 202 |
| 255 | 230 | 206 |
| 255 | 232 | 210 |
| 255 | 234 | 214 |
| 255 | 236 | 218 |
| 255 | 238 | 222 |
| 255 | 240 | 226 |
| 255 | 242 | 230 |
| 255 | 244 | 234 |
| 255 | 246 | 238 |
| 255 | 248 | 242 |
| 255 | 250 | 246 |
| 255 | 252 | 250 |
| 255 | 255 | 255 |

B.1.3 Hot Metal Blue Color Palette

B.1.3.1 Hot Metal Blue Color Palette Description (Informative)

The Hot Metal Blue color palette is often used in nuclear medicine or PET applications to make differences in signal intensity (counts) more apparent to the human observer. A typical example is illustrated in Figure B.1.3.1-1.

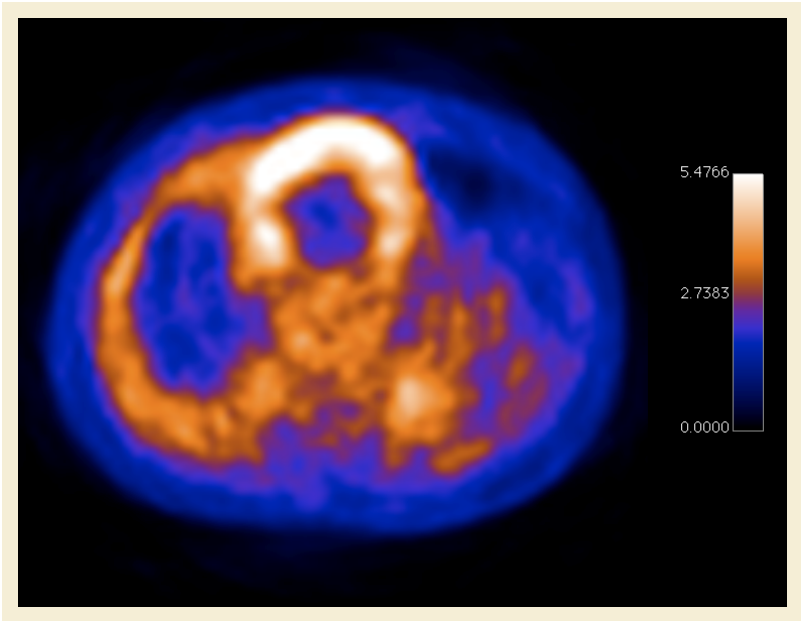


Figure B.1.3.1-1. PET image with Hot Metal Blue Palette applied.

B.1.3.2 Hot Metal Blue Color Palette Definition

The ICC Profile shall define the sRGB space.

The value of Content Label (0070,0080) shall be "HOT_METAL_BLUE".

This color palette is defined to contain the values for Red Palette Color Lookup Table Descriptor (0028,1101), Green Palette Color Lookup Table Descriptor (0028,1102) and Blue Palette Color Lookup Table Descriptor (0028,1103) defined in Table B.1.3.2-1.

Table B.1.3.2-1. Hot Metal Blue Color Palette Descriptor

| Value 1 (Number of entries) | Value 2 (First value mapped) | Value 3 (Number of bits) |
|-----------------------------|------------------------------|--------------------------|
| 256 | 0 | 8 |

This color palette is defined to contain the values in Table B.1.3.2-2, where the values in the columns Red, Green and Blue are the values of the Red Palette Color Lookup Table Data (0028,1201), Green Palette Color Lookup Table Data (0028,1202) and Blue Palette Color Lookup Table Data (0028,1203), respectively.

Table B.1.3.2-2. Hot Metal Blue Color Palette Data

| Red | Green | Blue |
|-----|-------|------|
| 0 | 0 | 0 |
| 0 | 0 | 2 |
| 0 | 0 | 4 |
| 0 | 0 | 6 |
| 0 | 0 | 8 |
| 0 | 0 | 10 |
| 0 | 0 | 12 |
| 0 | 0 | 14 |
| 0 | 0 | 16 |

| Red | Green | Blue |
|-----|-------|------|
| 0 | 0 | 17 |
| 0 | 0 | 19 |
| 0 | 0 | 21 |
| 0 | 0 | 23 |
| 0 | 0 | 25 |
| 0 | 0 | 27 |
| 0 | 0 | 29 |
| 0 | 0 | 31 |
| 0 | 0 | 33 |
| 0 | 0 | 35 |
| 0 | 0 | 37 |
| 0 | 0 | 39 |
| 0 | 0 | 41 |
| 0 | 0 | 43 |
| 0 | 0 | 45 |
| 0 | 0 | 47 |
| 0 | 0 | 49 |
| 0 | 0 | 51 |
| 0 | 0 | 53 |
| 0 | 0 | 55 |
| 0 | 0 | 57 |
| 0 | 0 | 59 |
| 0 | 0 | 61 |
| 0 | 0 | 63 |
| 0 | 0 | 65 |
| 0 | 0 | 67 |
| 0 | 0 | 69 |
| 0 | 0 | 71 |
| 0 | 0 | 73 |
| 0 | 0 | 75 |
| 0 | 0 | 77 |
| 0 | 0 | 79 |
| 0 | 0 | 81 |
| 0 | 0 | 83 |
| 0 | 0 | 84 |
| 0 | 0 | 86 |
| 0 | 0 | 88 |
| 0 | 0 | 90 |
| 0 | 0 | 92 |
| 0 | 0 | 94 |
| 0 | 0 | 96 |
| 0 | 0 | 98 |

| Red | Green | Blue |
|-----|-------|------|
| 0 | 0 | 100 |
| 0 | 0 | 102 |
| 0 | 0 | 104 |
| 0 | 0 | 106 |
| 0 | 0 | 108 |
| 0 | 0 | 110 |
| 0 | 0 | 112 |
| 0 | 0 | 114 |
| 0 | 0 | 116 |
| 0 | 0 | 117 |
| 0 | 0 | 119 |
| 0 | 0 | 121 |
| 0 | 0 | 123 |
| 0 | 0 | 125 |
| 0 | 0 | 127 |
| 0 | 0 | 129 |
| 0 | 0 | 131 |
| 0 | 0 | 133 |
| 0 | 0 | 135 |
| 0 | 0 | 137 |
| 0 | 0 | 139 |
| 0 | 0 | 141 |
| 0 | 0 | 143 |
| 0 | 0 | 145 |
| 0 | 0 | 147 |
| 0 | 0 | 149 |
| 0 | 0 | 151 |
| 0 | 0 | 153 |
| 0 | 0 | 155 |
| 0 | 0 | 157 |
| 0 | 0 | 159 |
| 0 | 0 | 161 |
| 0 | 0 | 163 |
| 0 | 0 | 165 |
| 0 | 0 | 167 |
| 3 | 0 | 169 |
| 6 | 0 | 171 |
| 9 | 0 | 173 |
| 12 | 0 | 175 |
| 15 | 0 | 177 |
| 18 | 0 | 179 |
| 21 | 0 | 181 |

| Red | Green | Blue |
|-----|-------|------|
| 24 | 0 | 183 |
| 26 | 0 | 184 |
| 29 | 0 | 186 |
| 32 | 0 | 188 |
| 35 | 0 | 190 |
| 38 | 0 | 192 |
| 41 | 0 | 194 |
| 44 | 0 | 196 |
| 47 | 0 | 198 |
| 50 | 0 | 200 |
| 52 | 0 | 197 |
| 55 | 0 | 194 |
| 57 | 0 | 191 |
| 59 | 0 | 188 |
| 62 | 0 | 185 |
| 64 | 0 | 182 |
| 66 | 0 | 179 |
| 69 | 0 | 176 |
| 71 | 0 | 174 |
| 74 | 0 | 171 |
| 76 | 0 | 168 |
| 78 | 0 | 165 |
| 81 | 0 | 162 |
| 83 | 0 | 159 |
| 85 | 0 | 156 |
| 88 | 0 | 153 |
| 90 | 0 | 150 |
| 93 | 2 | 144 |
| 96 | 4 | 138 |
| 99 | 6 | 132 |
| 102 | 8 | 126 |
| 105 | 9 | 121 |
| 108 | 11 | 115 |
| 111 | 13 | 109 |
| 114 | 15 | 103 |
| 116 | 17 | 97 |
| 119 | 19 | 91 |
| 122 | 21 | 85 |
| 125 | 23 | 79 |
| 128 | 24 | 74 |
| 131 | 26 | 68 |
| 134 | 28 | 62 |

| Red | Green | Blue |
|-----|-------|------|
| 137 | 30 | 56 |
| 140 | 32 | 50 |
| 143 | 34 | 47 |
| 146 | 36 | 44 |
| 149 | 38 | 41 |
| 152 | 40 | 38 |
| 155 | 41 | 35 |
| 158 | 43 | 32 |
| 161 | 45 | 29 |
| 164 | 47 | 26 |
| 166 | 49 | 24 |
| 169 | 51 | 21 |
| 172 | 53 | 18 |
| 175 | 55 | 15 |
| 178 | 56 | 12 |
| 181 | 58 | 9 |
| 184 | 60 | 6 |
| 187 | 62 | 3 |
| 190 | 64 | 0 |
| 194 | 66 | 0 |
| 198 | 68 | 0 |
| 201 | 70 | 0 |
| 205 | 72 | 0 |
| 209 | 73 | 0 |
| 213 | 75 | 0 |
| 217 | 77 | 0 |
| 221 | 79 | 0 |
| 224 | 81 | 0 |
| 228 | 83 | 0 |
| 232 | 85 | 0 |
| 236 | 87 | 0 |
| 240 | 88 | 0 |
| 244 | 90 | 0 |
| 247 | 92 | 0 |
| 251 | 94 | 0 |
| 255 | 96 | 0 |
| 255 | 98 | 3 |
| 255 | 100 | 6 |
| 255 | 102 | 9 |
| 255 | 104 | 12 |
| 255 | 105 | 15 |
| 255 | 107 | 18 |

| Red | Green | Blue |
|-----|-------|------|
| 255 | 109 | 21 |
| 255 | 111 | 24 |
| 255 | 113 | 26 |
| 255 | 115 | 29 |
| 255 | 117 | 32 |
| 255 | 119 | 35 |
| 255 | 120 | 38 |
| 255 | 122 | 41 |
| 255 | 124 | 44 |
| 255 | 126 | 47 |
| 255 | 128 | 50 |
| 255 | 130 | 53 |
| 255 | 132 | 56 |
| 255 | 134 | 59 |
| 255 | 136 | 62 |
| 255 | 137 | 65 |
| 255 | 139 | 68 |
| 255 | 141 | 71 |
| 255 | 143 | 74 |
| 255 | 145 | 76 |
| 255 | 147 | 79 |
| 255 | 149 | 82 |
| 255 | 151 | 85 |
| 255 | 152 | 88 |
| 255 | 154 | 91 |
| 255 | 156 | 94 |
| 255 | 158 | 97 |
| 255 | 160 | 100 |
| 255 | 162 | 103 |
| 255 | 164 | 106 |
| 255 | 166 | 109 |
| 255 | 168 | 112 |
| 255 | 169 | 115 |
| 255 | 171 | 118 |
| 255 | 173 | 121 |
| 255 | 175 | 124 |
| 255 | 177 | 126 |
| 255 | 179 | 129 |
| 255 | 181 | 132 |
| 255 | 183 | 135 |
| 255 | 184 | 138 |
| 255 | 186 | 141 |

| Red | Green | Blue |
|-----|-------|------|
| 255 | 188 | 144 |
| 255 | 190 | 147 |
| 255 | 192 | 150 |
| 255 | 194 | 153 |
| 255 | 196 | 156 |
| 255 | 198 | 159 |
| 255 | 200 | 162 |
| 255 | 201 | 165 |
| 255 | 203 | 168 |
| 255 | 205 | 171 |
| 255 | 207 | 174 |
| 255 | 209 | 176 |
| 255 | 211 | 179 |
| 255 | 213 | 182 |
| 255 | 215 | 185 |
| 255 | 216 | 188 |
| 255 | 218 | 191 |
| 255 | 220 | 194 |
| 255 | 222 | 197 |
| 255 | 224 | 200 |
| 255 | 226 | 203 |
| 255 | 228 | 206 |
| 255 | 229 | 210 |
| 255 | 231 | 213 |
| 255 | 233 | 216 |
| 255 | 235 | 219 |
| 255 | 237 | 223 |
| 255 | 239 | 226 |
| 255 | 240 | 229 |
| 255 | 242 | 232 |
| 255 | 244 | 236 |
| 255 | 246 | 239 |
| 255 | 248 | 242 |
| 255 | 250 | 245 |
| 255 | 251 | 249 |
| 255 | 253 | 252 |
| 255 | 255 | 255 |

B.1.4 PET 20 Step Color Palette

B.1.4.1 PET 20 Step Color Palette Description (Informative)

The PET 20 Step color palette is often used in PET applications to make differences in signal intensity (counts) more apparent to the human observer. A typical example is illustrated in Figure B.1.4.1-1.

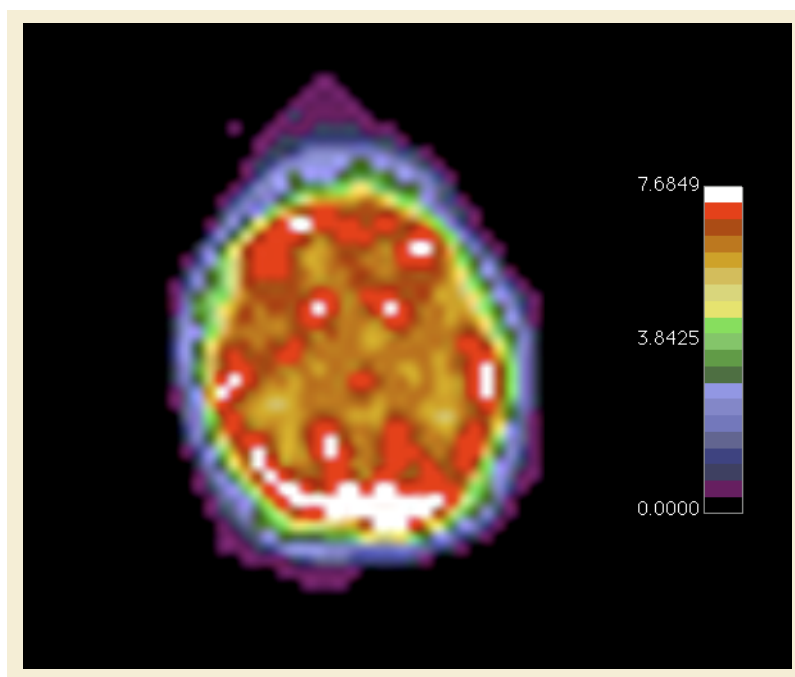


Figure B.1.4.1-1. PET image with PET 20 Step Palette applied.

B.1.4.2 PET 20 Step Color Palette Definition

The ICC Profile shall define the sRGB space.

The value of Content Label (0070,0080) shall be "PET_20_STEP".

This color palette is defined to contain the values for Red Palette Color Lookup Table Descriptor (0028,1101), Green Palette Color Lookup Table Descriptor (0028,1102) and Blue Palette Color Lookup Table Descriptor (0028,1103) defined in Table B.1.4.2-1.

Table B.1.4.2-1. PET 20 Step Color Palette Descriptor

| Value 1 (Number of entries) | Value 2 (First value mapped) | Value 3 (Number of bits) |
|-----------------------------|------------------------------|--------------------------|
| 256 | 0 | 8 |

This color palette is defined to contain the values in Table B.1.4.2-2, where the values in the columns Red, Green and Blue are the values of the Red Palette Color Lookup Table Data (0028,1201), Green Palette Color Lookup Table Data (0028,1202) and Blue Palette Color Lookup Table Data (0028,1203), respectively.

Table B.1.4.2-2. PET 20 Step Color Palette Data

| Red | Green | Blue |
|-----|-------|------|
| 0 | 0 | 0 |
| 0 | 0 | 0 |
| 0 | 0 | 0 |

| Red | Green | Blue |
|-----|-------|------|
| 0 | 0 | 0 |
| 0 | 0 | 0 |
| 0 | 0 | 0 |
| 0 | 0 | 0 |
| 0 | 0 | 0 |
| 0 | 0 | 0 |
| 0 | 0 | 0 |
| 0 | 0 | 0 |
| 0 | 0 | 0 |
| 0 | 0 | 0 |
| 0 | 0 | 0 |
| 96 | 0 | 80 |
| 96 | 0 | 80 |
| 96 | 0 | 80 |
| 96 | 0 | 80 |
| 96 | 0 | 80 |
| 96 | 0 | 80 |
| 96 | 0 | 80 |
| 96 | 0 | 80 |
| 96 | 0 | 80 |
| 96 | 0 | 80 |
| 96 | 0 | 80 |
| 96 | 0 | 80 |
| 96 | 0 | 80 |
| 96 | 0 | 80 |
| 96 | 0 | 80 |
| 48 | 48 | 80 |
| 48 | 48 | 80 |
| 48 | 48 | 80 |
| 48 | 48 | 80 |
| 48 | 48 | 80 |
| 48 | 48 | 80 |
| 48 | 48 | 80 |
| 48 | 48 | 80 |
| 48 | 48 | 80 |
| 48 | 48 | 80 |
| 48 | 48 | 80 |
| 48 | 48 | 80 |
| 48 | 48 | 80 |
| 48 | 48 | 80 |
| 48 | 48 | 80 |
| 48 | 48 | 112 |
| 48 | 48 | 112 |
| 48 | 48 | 112 |
| 48 | 48 | 112 |
| 48 | 48 | 112 |
| 48 | 48 | 112 |

| Red | Green | Blue |
|-----|-------|------|
| 48 | 48 | 112 |
| 48 | 48 | 112 |
| 48 | 48 | 112 |
| 48 | 48 | 112 |
| 48 | 48 | 112 |
| 48 | 48 | 112 |
| 80 | 80 | 128 |
| 80 | 80 | 128 |
| 80 | 80 | 128 |
| 80 | 80 | 128 |
| 80 | 80 | 128 |
| 80 | 80 | 128 |
| 80 | 80 | 128 |
| 80 | 80 | 128 |
| 80 | 80 | 128 |
| 80 | 80 | 128 |
| 80 | 80 | 128 |
| 80 | 80 | 128 |
| 80 | 80 | 128 |
| 80 | 80 | 128 |
| 96 | 96 | 176 |
| 96 | 96 | 176 |
| 96 | 96 | 176 |
| 96 | 96 | 176 |
| 96 | 96 | 176 |
| 96 | 96 | 176 |
| 96 | 96 | 176 |
| 96 | 96 | 176 |
| 96 | 96 | 176 |
| 96 | 96 | 176 |
| 96 | 96 | 176 |
| 96 | 96 | 176 |
| 96 | 96 | 176 |
| 96 | 96 | 176 |
| 96 | 96 | 176 |
| 112 | 112 | 192 |
| 112 | 112 | 192 |
| 112 | 112 | 192 |
| 112 | 112 | 192 |
| 112 | 112 | 192 |
| 112 | 112 | 192 |
| 112 | 112 | 192 |
| 112 | 112 | 192 |
| 112 | 112 | 192 |
| 112 | 112 | 192 |
| 112 | 112 | 192 |

| Red | Green | Blue |
|-----|-------|------|
| 112 | 112 | 192 |
| 112 | 112 | 192 |
| 112 | 112 | 192 |
| 128 | 128 | 224 |
| 128 | 128 | 224 |
| 128 | 128 | 224 |
| 128 | 128 | 224 |
| 128 | 128 | 224 |
| 128 | 128 | 224 |
| 128 | 128 | 224 |
| 128 | 128 | 224 |
| 128 | 128 | 224 |
| 128 | 128 | 224 |
| 128 | 128 | 224 |
| 128 | 128 | 224 |
| 128 | 128 | 224 |
| 128 | 128 | 224 |
| 48 | 96 | 48 |
| 48 | 96 | 48 |
| 48 | 96 | 48 |
| 48 | 96 | 48 |
| 48 | 96 | 48 |
| 48 | 96 | 48 |
| 48 | 96 | 48 |
| 48 | 96 | 48 |
| 48 | 96 | 48 |
| 48 | 96 | 48 |
| 48 | 96 | 48 |
| 48 | 96 | 48 |
| 48 | 96 | 48 |
| 48 | 96 | 48 |
| 48 | 96 | 48 |
| 48 | 144 | 48 |
| 48 | 144 | 48 |
| 48 | 144 | 48 |
| 48 | 144 | 48 |
| 48 | 144 | 48 |
| 48 | 144 | 48 |
| 48 | 144 | 48 |
| 48 | 144 | 48 |
| 48 | 144 | 48 |
| 48 | 144 | 48 |
| 48 | 144 | 48 |
| 48 | 144 | 48 |
| 48 | 144 | 48 |
| 48 | 144 | 48 |
| 80 | 192 | 80 |

| Red | Green | Blue |
|-----|-------|------|
| 80 | 192 | 80 |
| 80 | 192 | 80 |
| 80 | 192 | 80 |
| 80 | 192 | 80 |
| 80 | 192 | 80 |
| 80 | 192 | 80 |
| 80 | 192 | 80 |
| 80 | 192 | 80 |
| 80 | 192 | 80 |
| 80 | 192 | 80 |
| 80 | 192 | 80 |
| 80 | 192 | 80 |
| 80 | 192 | 80 |
| 64 | 224 | 64 |
| 64 | 224 | 64 |
| 64 | 224 | 64 |
| 64 | 224 | 64 |
| 64 | 224 | 64 |
| 64 | 224 | 64 |
| 64 | 224 | 64 |
| 64 | 224 | 64 |
| 64 | 224 | 64 |
| 64 | 224 | 64 |
| 64 | 224 | 64 |
| 64 | 224 | 64 |
| 224 | 224 | 80 |
| 224 | 224 | 80 |
| 224 | 224 | 80 |
| 224 | 224 | 80 |
| 224 | 224 | 80 |
| 224 | 224 | 80 |
| 224 | 224 | 80 |
| 224 | 224 | 80 |
| 224 | 224 | 80 |
| 224 | 224 | 80 |
| 224 | 224 | 80 |
| 224 | 224 | 80 |
| 224 | 224 | 80 |
| 208 | 208 | 96 |
| 208 | 208 | 96 |
| 208 | 208 | 96 |
| 208 | 208 | 96 |
| 208 | 208 | 96 |

| Red | Green | Blue |
|-----|-------|------|
| 208 | 208 | 96 |
| 208 | 208 | 96 |
| 208 | 208 | 96 |
| 208 | 208 | 96 |
| 208 | 208 | 96 |
| 208 | 208 | 96 |
| 208 | 208 | 96 |
| 208 | 208 | 96 |
| 208 | 208 | 96 |
| 208 | 176 | 64 |
| 208 | 176 | 64 |
| 208 | 176 | 64 |
| 208 | 176 | 64 |
| 208 | 176 | 64 |
| 208 | 176 | 64 |
| 208 | 176 | 64 |
| 208 | 176 | 64 |
| 208 | 176 | 64 |
| 208 | 176 | 64 |
| 208 | 176 | 64 |
| 208 | 176 | 64 |
| 208 | 176 | 64 |
| 208 | 176 | 64 |
| 208 | 144 | 0 |
| 208 | 144 | 0 |
| 208 | 144 | 0 |
| 208 | 144 | 0 |
| 208 | 144 | 0 |
| 208 | 144 | 0 |
| 208 | 144 | 0 |
| 208 | 144 | 0 |
| 208 | 144 | 0 |
| 208 | 144 | 0 |
| 208 | 144 | 0 |
| 208 | 144 | 0 |
| 192 | 96 | 0 |
| 192 | 96 | 0 |
| 192 | 96 | 0 |
| 192 | 96 | 0 |
| 192 | 96 | 0 |
| 192 | 96 | 0 |
| 192 | 96 | 0 |
| 192 | 96 | 0 |
| 192 | 96 | 0 |

| Red | Green | Blue |
|-----|-------|------|
| 192 | 96 | 0 |
| 192 | 96 | 0 |
| 192 | 96 | 0 |
| 192 | 96 | 0 |
| 176 | 48 | 0 |
| 176 | 48 | 0 |
| 176 | 48 | 0 |
| 176 | 48 | 0 |
| 176 | 48 | 0 |
| 176 | 48 | 0 |
| 176 | 48 | 0 |
| 176 | 48 | 0 |
| 176 | 48 | 0 |
| 176 | 48 | 0 |
| 176 | 48 | 0 |
| 176 | 48 | 0 |
| 176 | 48 | 0 |
| 176 | 48 | 0 |
| 176 | 48 | 0 |
| 176 | 48 | 0 |
| 176 | 48 | 0 |
| 255 | 0 | 0 |
| 255 | 0 | 0 |
| 255 | 0 | 0 |
| 255 | 0 | 0 |
| 255 | 0 | 0 |
| 255 | 0 | 0 |
| 255 | 0 | 0 |
| 255 | 0 | 0 |
| 255 | 0 | 0 |
| 255 | 0 | 0 |
| 255 | 0 | 0 |
| 255 | 0 | 0 |
| 255 | 0 | 0 |
| 255 | 0 | 0 |
| 255 | 255 | 255 |
| 255 | 255 | 255 |
| 255 | 255 | 255 |
| 255 | 255 | 255 |
| 255 | 255 | 255 |
| 255 | 255 | 255 |
| 255 | 255 | 255 |
| 255 | 255 | 255 |
| 255 | 255 | 255 |
| 255 | 255 | 255 |
| 255 | 255 | 255 |
| 255 | 255 | 255 |
| 255 | 255 | 255 |

| Red | Green | Blue |
|-----|-------|------|
| 255 | 255 | 255 |

B.1.5 Spring Color Palette

B.1.5.1 Spring Color Palette Description (Informative)

The Spring Color Palette is suggested for use in color fMRI activation maps. It shades from one pastel color to another which is distinctly different, making it suitable for illustrating either unipolar or bipolar activation. As part of a complementary set of color palettes (Spring, Summer, Fall, Winter), it conveys activation strength within one statistical parametric map, while making it possible for the human observer to distinguish between different fMRI activation maps in the same blended display. A typical example is illustrated in Figure B.1.5.1-1.

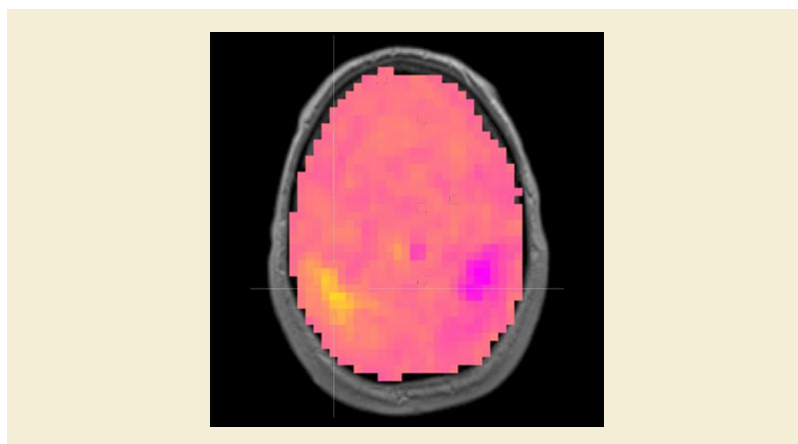


Figure B.1.5.1-1. MR image with Spring LUT Palette applied.

B.1.5.2 Spring Color Palette Definition

The ICC Profile shall define the sRGB space.

The value of Content Label (0070,0080) shall be "SPRING".

This color palette is defined to contain the values for Red Palette Color Lookup Table Descriptor (0028,1101), Green Palette Color Lookup Table Descriptor (0028,1102) and Blue Palette Color Lookup Table Descriptor (0028,1103) defined in Table B.1.5.2-1.

Table B.1.5.2-1. Spring Color Palette Descriptor

| Value 1 (Number of entries) | Value 2 (First value mapped) | Value 3 (Number of bits) |
|-----------------------------|------------------------------|--------------------------|
| 256 | 0 | 8 |

This color palette is defined using the segmented lookup table data specified in Table B.1.5.2-2, where the values in the columns Red, Green and Blue are the values of the Segmented Red Palette Color Lookup Table Data (0028,1221), Segmented Green Palette Color Lookup Table Data (0028,1222) and Segmented Blue Palette Color Lookup Table Data (0028,1223), respectively

Table B.1.5.2-2. Spring Segmented Color Palette Data

| Red | Green | Blue |
|-----|-------|------|
| 0 | 0 | 0 |
| 1 | 1 | 1 |
| 255 | 0 | 255 |
| 1 | 1 | 1 |

| Red | Green | Blue |
|-----|-------|------|
| 255 | 255 | 255 |
| 255 | 255 | 0 |

B.1.6 Summer Color Palette

B.1.6.1 Summer Color Palette Description (Informative)

The Summer Color Palette is suggested for use in color fMRI activation maps. It shades from one pastel color to another which is distinctly different, making it suitable for illustrating either unipolar or bipolar activation. As part of a complementary set of color palettes (Spring, Summer, Fall, Winter), it conveys activation strength within one statistical parametric map, while making it possible for the human observer to distinguish between different fMRI activation maps in the same blended display. A typical example is illustrated in Figure B.1.6.1-1.

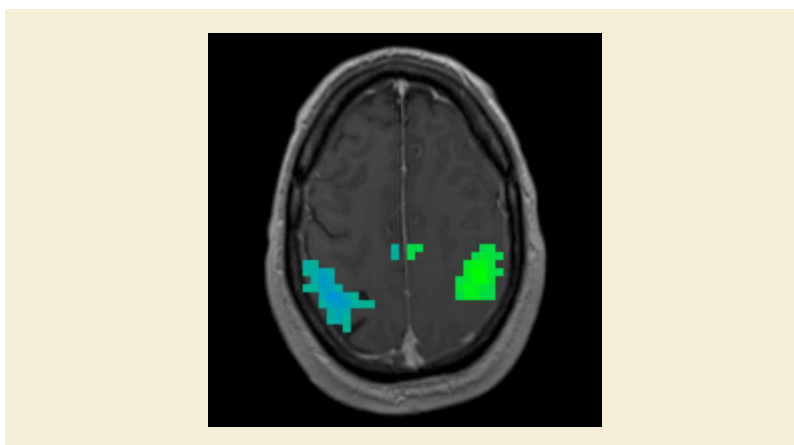


Figure B.1.6.1-1. MR image with Summer LUT Palette applied.

B.1.6.2 Summer Color Palette Definition

The ICC Profile shall define the sRGB space.

The value of Content Label (0070,0080) shall be "SUMMER".

This color palette is defined to contain the values for Red Palette Color Lookup Table Descriptor (0028,1101), Green Palette Color Lookup Table Descriptor (0028,1102) and Blue Palette Color Lookup Table Descriptor (0028,1103) defined in Table B.1.6.2-1.

Table B.1.6.2-1. Summer Color Palette Descriptor

| Value 1 (Number of entries) | Value 2 (First value mapped) | Value 3 (Number of bits) |
|-----------------------------|------------------------------|--------------------------|
| 256 | 0 | 8 |

This color palette is defined using the segmented lookup table data specified in Table B.1.6.2-2, where the values in the columns Red, Green and Blue are the values of the Segmented Red Palette Color Lookup Table Data (0028,1221), Segmented Green Palette Color Lookup Table Data (0028,1222) and Segmented Blue Palette Color Lookup Table Data (0028,1223), respectively

Table B.1.6.2-2. Summer Segmented Color Palette Data

| Red | Green | Blue |
|-----|-------|------|
| 0 | 0 | 0 |
| 1 | 1 | 1 |
| 0 | 255 | 0 |

| Red | Green | Blue |
|-----|-------|------|
| 1 | 1 | 1 |
| 255 | 255 | 127 |
| 0 | 128 | 0 |
| | | 1 |
| | | 128 |
| | | 254 |

B.1.7 Fall Color Palette

B.1.7.1 Fall Color Palette Description (Informative)

The Fall Color Palette is suggested for use in color fMRI activation maps. It shades from one pastel color to another which is distinctly different, making it suitable for illustrating either unipolar or bipolar activation. As part of a complementary set of color palettes (Spring, Summer, Fall, Winter), it conveys activation strength within one statistical parametric map, while making it possible for the human observer to distinguish between different fMRI activation maps in the same blended display. A typical example is illustrated in Figure B.1.7.1-1.

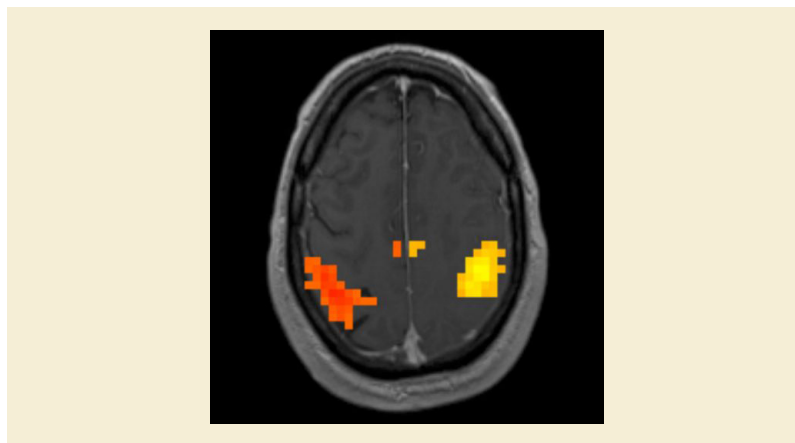


Figure B.1.7.1-1. MR image with Fall LUT Palette applied.

B.1.7.2 Fall Color Palette Definition

The ICC Profile shall define the sRGB space.

The value of Content Label (0070,0080) shall be "FALL".

This color palette is defined to contain the values for Red Palette Color Lookup Table Descriptor (0028,1101), Green Palette Color Lookup Table Descriptor (0028,1102) and Blue Palette Color Lookup Table Descriptor (0028,1103) defined in Table B.1.7.2-1.

Table B.1.7.2-1. Fall Color Palette Descriptor

| Value 1 (Number of entries) | Value 2 (First value mapped) | Value 3 (Number of bits) |
|-----------------------------|------------------------------|--------------------------|
| 256 | 0 | 8 |

This color palette is defined using the segmented lookup table data specified in Table B.1.7.2-2, where the values in the columns Red, Green and Blue are the values of the Segmented Red Palette Color Lookup Table Data (0028,1221), Segmented Green Palette Color Lookup Table Data (0028,1222) and Segmented Blue Palette Color Lookup Table Data (0028,1223), respectively

Table B.1.7.2-2. Fall Segmented Color Palette Data

| Red | Green | Blue |
|-----|-------|------|
| 0 | 0 | 0 |
| 1 | 1 | 1 |
| 255 | 255 | 0 |
| 1 | 1 | 1 |
| 255 | 255 | 255 |
| 255 | 0 | 0 |

B.1.8 Winter Color Palette

B.1.8.1 Winter Color Palette Description (Informative)

The Winter Color Palette is suggested for use in color fMRI activation maps. It shades from one pastel color to another which is distinctly different, making it suitable for illustrating either unipolar or bipolar activation. As part of a complementary set of color palettes (Spring, Summer, Fall, Winter), it conveys activation strength within one statistical parametric map, while making it possible for the human observer to distinguish between different fMRI activation maps in the same blended display. A typical example is illustrated in Figure B.1.8.1-1.

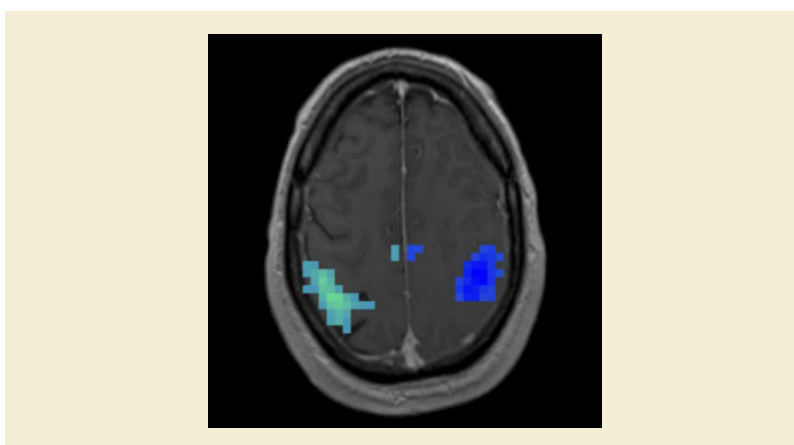


Figure B.1.8.1-1. MR image with Winter LUT Palette applied.

B.1.8.2 Winter Color Palette Definition

The ICC Profile shall define the sRGB space.

The value of Content Label (0070,0080) shall be "WINTER".

This color palette is defined to contain the values for Red Palette Color Lookup Table Descriptor (0028,1101), Green Palette Color Lookup Table Descriptor (0028,1102) and Blue Palette Color Lookup Table Descriptor (0028,1103) defined in Table B.1.8.2-1.

Table B.1.8.2-1. Winter Color Palette Descriptor

| Value 1 (Number of entries) | Value 2 (First value mapped) | Value 3 (Number of bits) |
|-----------------------------|------------------------------|--------------------------|
| 256 | 0 | 8 |

This color palette is defined using the segmented lookup table data specified in Table B.1.8.2-2, where the values in the columns Red, Green and Blue are the values of the Segmented Red Palette Color Lookup Table Data (0028,1221), Segmented Green Palette Color Lookup Table Data (0028,1222) and Segmented Blue Palette Color Lookup Table Data (0028,1223), respectively

Table B.1.8.2-2. Winter Segmented Color Palette Data

| Red | Green | Blue |
|-----|-------|------|
| 0 | 0 | 0 |
| 1 | 1 | 1 |
| 0 | 0 | 255 |
| 1 | 1 | 1 |
| 127 | 255 | 255 |
| 0 | 255 | 128 |
| 1 | | |
| 128 | | |
| 127 | | |

B.2 Localized Standard Color Palette Description Values

B.2.1 French

Table B.2.1-1. French Standard Color Palette Description Values

| Content Label (0070,0080) | English Value of Content Description (0070,0081) | French Value of Content Description (0070,0081) |
|---------------------------|--|---|
| HOT_IRON | Hot Iron | Hot Iron |
| PET | PET | TEP |
| HOT_METAL_BLUE | Hot Metal Blue | Hot Metal Blue |
| PET_20_STEP | PET 20 Step | TEP Vingt étapes |
| SPRING | Spring | Printemps |
| SUMMER | Summer | Été |
| FALL | Fall | Automne |
| WINTER | Winter | Hiver |

Note

In France, the English terms for "Hot Iron" and "Hot Metal Blue" are used.

B.2.2 German

Table B.2.2-1. German Standard Color Palette Description Values

| Content Label (0070,0080) | English Value of Content Description (0070,0081) | German Value of Content Description (0070,0081) |
|---------------------------|--|---|
| HOT_IRON | Hot Iron | Heißes Eisen |
| PET | PET | PET |
| HOT_METAL_BLUE | Hot Metal Blue | Heißes Metallblau |
| PET_20_STEP | PET 20 Step | PET 20 Schritte |
| SPRING | Spring | Frühling |
| SUMMER | Summer | Sommer |
| FALL | Fall | Herbst |
| WINTER | Winter | Winter |