

# PS3.6

DICOM PS3.6 ~~2017e~~2017d - Data Dictionary

## **PS3.6: DICOM PS3.6 ~~2017e~~2017d - Data Dictionary**

Copyright © 2017 NEMA

# Table of Contents

Notice and Disclaimer .....	9
Foreword .....	11
1. Scope and Field of Application .....	13
2. Normative References .....	15
3. Definitions .....	17
4. Symbols and Abbreviations .....	19
5. Conventions .....	21
6. Registry of DICOM Data Elements .....	23
7. Registry of DICOM File Meta Elements .....	143
8. Registry of DICOM Directory Structuring Elements .....	145
A. Registry of DICOM Unique Identifiers (UIDs) (Normative) .....	147
B. Well-Known Color Palettes (Normative) .....	189
B.1. Standard Color Palettes .....	189
B.1.1. Hot Iron Color Palette .....	189
B.1.1.1. Hot Iron Color Palette Description (Informative) .....	189
B.1.1.2. Hot Iron Color Palette Definition .....	190
B.1.2. PET Color Palette .....	197
B.1.2.1. PET Color Palette Description (Informative) .....	197
B.1.2.2. PET Color Palette Definition .....	197
B.1.3. Hot Metal Blue Color Palette .....	203
B.1.3.1. Hot Metal Blue Color Palette Description (Informative) .....	203
B.1.3.2. Hot Metal Blue Color Palette Definition .....	204
B.1.4. PET 20 Step Color Palette .....	211
B.1.4.1. PET 20 Step Color Palette Description (Informative) .....	211
B.1.4.2. PET 20 Step Color Palette Definition .....	211
B.1.5. Spring Color Palette .....	218
B.1.5.1. Spring Color Palette Description (Informative) .....	218
B.1.5.2. Spring Color Palette Definition .....	218
B.1.6. Summer Color Palette .....	219
B.1.6.1. Summer Color Palette Description (Informative) .....	219
B.1.6.2. Summer Color Palette Definition .....	219
B.1.7. Fall Color Palette .....	220
B.1.7.1. Fall Color Palette Description (Informative) .....	220
B.1.7.2. Fall Color Palette Definition .....	220
B.1.8. Winter Color Palette .....	221
B.1.8.1. Winter Color Palette Description (Informative) .....	221
B.1.8.2. Winter Color Palette Definition .....	221
B.2. Localized Standard Color Palette Description Values .....	222
B.2.1. French .....	222
B.2.2. German .....	222





## List of Figures

B.1.1.1-1. Nuclear Medicine image with and without Hot Iron Palette applied. ....	190
B.1.2.1-1. PET image with PET Palette superimposed over grayscale CT image. ....	197
B.1.3.1-1. PET image with Hot Metal Blue Palette applied. ....	204
B.1.4.1-1. PET image with PET 20 Step Palette applied. ....	211
B.1.5.1-1. MR image with Spring LUT Palette applied. ....	218
B.1.6.1-1. MR image with Summer LUT Palette applied. ....	219
B.1.7.1-1. MR image with Fall LUT Palette applied. ....	220
B.1.8.1-1. MR image with Winter LUT Palette applied. ....	221



## List of Tables

6-1. Registry of DICOM Data Elements .....	23
7-1. Registry of DICOM File Meta Elements .....	143
8-1. Registry of DICOM Directory Structuring Elements .....	145
A-1. UID Values .....	147
A-2. Well-known Frames of Reference .....	159
A-3. Context Group UID Values .....	160
A-4. Template UID Values .....	188
B.1-1. Standard Color Palettes .....	189
B.1.1.2-1. Hot Iron Color Palette Descriptor .....	190
B.1.1.2-2. Hot Iron Color Palette Data .....	190
B.1.2.2-1. PET Color Palette Descriptor .....	197
B.1.2.2-2. PET Color Palette Data .....	197
B.1.3.2-1. Hot Metal Blue Color Palette Descriptor .....	204
B.1.3.2-2. Hot Metal Blue Color Palette Data .....	204
B.1.4.2-1. PET 20 Step Color Palette Descriptor .....	211
B.1.4.2-2. PET 20 Step Color Palette Data .....	211
B.1.5.2-1. Spring Color Palette Descriptor .....	218
B.1.5.2-2. Spring Segmented Color Palette Data .....	218
B.1.6.2-1. Summer Color Palette Descriptor .....	219
B.1.6.2-2. Summer Segmented Color Palette Data .....	219
B.1.7.2-1. Fall Color Palette Descriptor .....	220
B.1.7.2-2. Fall Segmented Color Palette Data .....	221
B.1.8.2-1. Winter Color Palette Descriptor .....	221
B.1.8.2-2. Winter Segmented Color Palette Data .....	222
B.2.1-1. French Standard Color Palette Description Values .....	222
B.2.2-1. German Standard Color Palette Description Values .....	222



# Notice and Disclaimer

The information in this publication was considered technically sound by the consensus of persons engaged in the development and approval of the document at the time it was developed. Consensus does not necessarily mean that there is unanimous agreement among every person participating in the development of this document.

NEMA standards and guideline publications, of which the document contained herein is one, are developed through a voluntary consensus standards development process. This process brings together volunteers and/or seeks out the views of persons who have an interest in the topic covered by this publication. While NEMA administers the process and establishes rules to promote fairness in the development of consensus, it does not write the document and it does not independently test, evaluate, or verify the accuracy or completeness of any information or the soundness of any judgments contained in its standards and guideline publications.

NEMA disclaims liability for any personal injury, property, or other damages of any nature whatsoever, whether special, indirect, consequential, or compensatory, directly or indirectly resulting from the publication, use of, application, or reliance on this document. NEMA disclaims and makes no guaranty or warranty, expressed or implied, as to the accuracy or completeness of any information published herein, and disclaims and makes no warranty that the information in this document will fulfill any of your particular purposes or needs. NEMA does not undertake to guarantee the performance of any individual manufacturer or seller's products or services by virtue of this standard or guide.

In publishing and making this document available, NEMA is not undertaking to render professional or other services for or on behalf of any person or entity, nor is NEMA undertaking to perform any duty owed by any person or entity to someone else. Anyone using this document should rely on his or her own independent judgment or, as appropriate, seek the advice of a competent professional in determining the exercise of reasonable care in any given circumstances. Information and other standards on the topic covered by this publication may be available from other sources, which the user may wish to consult for additional views or information not covered by this publication.

NEMA has no power, nor does it undertake to police or enforce compliance with the contents of this document. NEMA does not certify, test, or inspect products, designs, or installations for safety or health purposes. Any certification or other statement of compliance with any health or safety-related information in this document shall not be attributable to NEMA and is solely the responsibility of the certifier or maker of the statement.



# Foreword

This DICOM Standard was developed according to the procedures of the DICOM Standards Committee.

The DICOM Standard is structured as a multi-part document using the guidelines established in [ISO/IEC Directives, Part 2].

PS3.1 should be used as the base reference for the current parts of this standard.





# 1 Scope and Field of Application

This part of the DICOM Standard is PS 3.6 of a multi-part standard produced to facilitate the interchange of information between digital imaging computer systems in medical environments. This interchange will enhance diagnostic imaging and potentially other clinical applications. The multi-part DICOM Standard covers the protocols and data that shall be supplied to achieve this interchange of information.

This part of the standard contains the registry of all DICOM Data Elements and all DICOM Unique Identifiers that are defined within the DICOM Standard.

DICOM® is the registered trademark of the National Electrical Manufacturers Association for its standards publications relating to digital communications of medical information, all rights reserved.

HL7® and CDA® are the registered trademarks of Health Level Seven International, all rights reserved.

SNOMED®, SNOMED Clinical Terms®, SNOMED CT® are the registered trademarks of the International Health Terminology Standards Development Organisation (IHTSDO), all rights reserved.

LOINC® is the registered trademark of Regenstrief Institute, Inc, all rights reserved.



## 2 Normative References

The following standards contain provisions that, through references in this text, constitute provisions of this standard. At the time of publication, the editions indicated were valid. All standards are subject to revision, and parties to agreements based on this standard are encouraged to investigate the possibilities of applying the most recent editions of the standards indicated below.

[ACR-NEMA 300] ACR-NEMA. 1988. *Digital Imaging and Communications*.

[ASTM E2339-11] ASTM. 2011. *Standard Practice for Digital Imaging and Communication in Nondestructive Evaluation (DICONDE)*.

[ISO 8649] ISO. 1988. *Information processing systems - Open Systems Interconnection - Service definition for the Association Control Service Element (ACSE)*.

[ISO 8822] ISO. 1988. *Information processing systems - Open Systems Interconnection - Connection oriented presentation service definition*.

[ISO/IEC Directives, Part 2] ISO/IEC. 2016/05. 7.0. *Rules for the structure and drafting of International Standards*. [http://www.iec.ch/members\\_experts/refdocs/iec/isoiecdir-2%7Bed7.0%7Den.pdf](http://www.iec.ch/members_experts/refdocs/iec/isoiecdir-2%7Bed7.0%7Den.pdf).

[NEMA IIC 1 v02] NEMA. 2012. *Digital Imaging and Communications in Security (DICOS) Information Object Definitions (IODs)*.



## 3 Definitions

For the purposes of this standard, the following definitions apply.

### 3.1 DICOM Introduction and Overview Definition

This part of the standard makes use of the following term defined in PS3.1:

Attribute See PS3.1.

### 3.2 DICOM Information Object Definition

This part of the standard makes use of the following term defined in PS3.3:

Attribute Tag See PS3.3.

### 3.3 DICOM Data Structures and Encoding Definitions

This part of the standard makes use of the following terms defined in PS3.5:

Data Element See PS3.5.

Data Element Tag See PS3.5.

Element Number See PS3.5.

Group Number See PS3.5.

Repeating Group See PS3.5.

Retired Data Element See PS3.5.

Standard Data Element See PS3.5.

Value Multiplicity (VM) See PS3.5.

Value Representation (VR) See PS3.5.

### 3.4 DICOM Data Dictionary

The following definition is commonly used in this Standard:

Tag A unique identifier for an element of information composed of an ordered pair of numbers (a Group Number followed by an Element Number), which is used to identify Attributes and corresponding Data Elements.



## 4 Symbols and Abbreviations

The following symbols and abbreviations are used in this Standard.

<b>ACR</b>	American College of Radiology
<b>DICOM</b>	Digital Imaging and Communications in Medicine
<b>DICONDE</b>	Digital Imaging and Communication in Nondestructive Evaluation
<b>DICOS</b>	Digital Imaging and Communication for Security
<b>IOD</b>	Information Object Definition
<b>ISO</b>	International Standards Organization
<b>JIRA</b>	Japan Medical Imaging and Radiological Systems Industries Association
<b>NEMA</b>	National Electrical Manufacturers Association
<b>OSI</b>	Open Systems Interconnection
<b>TCP/IP</b>	Transmission Control Protocol/Internet Protocol
<b>UID</b>	Unique Identifier
<b>VM</b>	Value Multiplicity
<b>VR</b>	Value Representation





# 5 Conventions

Word(s) are capitalized in this document to help the reader understand that these word(s) have been previously defined in Section 3 and are to be interpreted with that meaning.

A Data Element Tag is represented as (gggg,eeee), where gggg equates to the Group Number and eeee equates to the Element Number within that Group. Data Element Tags are represented in hexadecimal notation as specified for each named Data Element in this Standard.

Where an "x" is shown in a group or element number, it means all values from 0 through F inclusive.

"RET" is used to indicate that the corresponding Data Element, SOP Class, or Transfer Syntax has been retired. Retired items are shown italicized. When the name of a retired Data Element has been reused, the retired element has the qualifier "(Retired) " added, or "(Trial) " in the cases in which the Data Element was used in a Draft For Trial Implementation but not standardized.

## Note

The use of retired items is supported in this version of DICOM. However, new implementations are strongly encouraged to implement alternative Data Elements, SOP Classes or Transfer Syntaxes.

"Note n" is used to indicate that further information is provided at the end of the corresponding table. The "n" is the consecutive number of the note. This information is not inserted directly into the tables in order to preserve their simple structure, e.g., for automatic processing of the contents.



## 6 Registry of DICOM Data Elements

### Note

For data elements that were present in ACR-NEMA 1.0 and 2.0 and that have been retired, the specifications of Value Representation and Value Multiplicity provided are recommendations for the purpose of interpreting their values in objects created in accordance with earlier versions of this standard. These recommendations are suggested as most appropriate for a particular data element; however, there is no guarantee that historical objects will not violate some requirements or specified VR and/or VM.

**Table 6-1. Registry of DICOM Data Elements**

Tag	Name	Keyword	VR	VM	
(0008,0001)	<i>Length to End</i>	<i>LengthToEnd</i>	UL	1	RET
(0008,0005)	Specific Character Set	SpecificCharacterSet	CS	1-n	
(0008,0006)	Language Code Sequence	LanguageCodeSequence	SQ	1	
(0008,0008)	Image Type	ImageType	CS	2-n	
(0008,0010)	<i>Recognition Code</i>	<i>RecognitionCode</i>	SH	1	RET
(0008,0012)	Instance Creation Date	InstanceCreationDate	DA	1	
(0008,0013)	Instance Creation Time	InstanceCreationTime	TM	1	
(0008,0014)	Instance Creator UID	InstanceCreatorUID	UI	1	
(0008,0015)	Instance Coercion DateTime	InstanceCoercionDateTime	DT	1	
(0008,0016)	SOP Class UID	SOPClassUID	UI	1	
(0008,0018)	SOP Instance UID	SOPInstanceUID	UI	1	
(0008,001A)	Related General SOP Class UID	RelatedGeneralSOPClassUID	UI	1-n	
(0008,001B)	Original Specialized SOP Class UID	OriginalSpecializedSOPClassUID	UI	1	
(0008,0020)	Study Date	StudyDate	DA	1	
(0008,0021)	Series Date	SeriesDate	DA	1	
(0008,0022)	Acquisition Date	AcquisitionDate	DA	1	
(0008,0023)	Content Date	ContentDate	DA	1	
(0008,0024)	<i>Overlay Date</i>	<i>OverlayDate</i>	DA	1	RET
(0008,0025)	<i>Curve Date</i>	<i>CurveDate</i>	DA	1	RET
(0008,002A)	Acquisition DateTime	AcquisitionDateTime	DT	1	
(0008,0030)	Study Time	StudyTime	TM	1	
(0008,0031)	Series Time	SeriesTime	TM	1	
(0008,0032)	Acquisition Time	AcquisitionTime	TM	1	
(0008,0033)	Content Time	ContentTime	TM	1	
(0008,0034)	<i>Overlay Time</i>	<i>OverlayTime</i>	TM	1	RET
(0008,0035)	<i>Curve Time</i>	<i>CurveTime</i>	TM	1	RET
(0008,0040)	<i>Data Set Type</i>	<i>DataSetType</i>	US	1	RET
(0008,0041)	<i>Data Set Subtype</i>	<i>DataSetSubtype</i>	LO	1	RET
(0008,0042)	<i>Nuclear Medicine Series Type</i>	<i>NuclearMedicineSeriesType</i>	CS	1	RET
(0008,0050)	Accession Number	AccessionNumber	SH	1	
(0008,0051)	Issuer of Accession Number Sequence	IssuerOfAccessionNumber Sequence	SQ	1	

Tag	Name	Keyword	VR	VM	
(0008,0052)	Query/Retrieve Level	QueryRetrieveLevel	CS	1	
(0008,0053)	Query/Retrieve View	QueryRetrieveView	CS	1	
(0008,0054)	Retrieve AE Title	RetrieveAETitle	AE	1-n	
(0008,0055)	Station AE Title	StationAETitle	AE	1	
(0008,0056)	Instance Availability	InstanceAvailability	CS	1	
(0008,0058)	Failed SOP Instance UID List	FailedSOPInstanceUIDList	UI	1-n	
(0008,0060)	Modality	Modality	CS	1	
(0008,0061)	Modalities in Study	ModalitiesInStudy	CS	1-n	
(0008,0062)	SOP Classes in Study	SOPClassesInStudy	UI	1-n	
(0008,0063)	Anatomic Regions in Study Code Sequence	AnatomicRegionsInStudyCode Sequence	SQ	1	
(0008,0064)	Conversion Type	ConversionType	CS	1	
(0008,0068)	Presentation Intent Type	PresentationIntentType	CS	1	
(0008,0070)	Manufacturer	Manufacturer	LO	1	
(0008,0080)	Institution Name	InstitutionName	LO	1	
(0008,0081)	Institution Address	InstitutionAddress	ST	1	
(0008,0082)	Institution Code Sequence	InstitutionCodeSequence	SQ	1	
(0008,0090)	Referring Physician's Name	ReferringPhysicianName	PN	1	
(0008,0092)	Referring Physician's Address	ReferringPhysicianAddress	ST	1	
(0008,0094)	Referring Physician's Telephone Numbers	ReferringPhysicianTelephone Numbers	SH	1-n	
(0008,0096)	Referring Physician Identification Sequence	ReferringPhysicianIdentification Sequence	SQ	1	
(0008,009C)	Consulting Physician's Name	ConsultingPhysicianName	PN	1-n	
(0008,009D)	Consulting Physician Identification Sequence	ConsultingPhysicianIdentification Sequence	SQ	1	
(0008,0100)	Code Value	CodeValue	SH	1	
(0008,0101)	Extended Code Value	ExtendedCodeValue	LO	1	DICOS
(0008,0102)	Coding Scheme Designator	CodingSchemeDesignator	SH	1	
(0008,0103)	Coding Scheme Version	CodingSchemeVersion	SH	1	
(0008,0104)	Code Meaning	CodeMeaning	LO	1	
(0008,0105)	Mapping Resource	MappingResource	CS	1	
(0008,0106)	Context Group Version	ContextGroupVersion	DT	1	
(0008,0107)	Context Group Local Version	ContextGroupLocalVersion	DT	1	
(0008,0108)	Extended Code Meaning	ExtendedCodeMeaning	LT	1	DICOS
(0008,0109)	Coding Scheme Resources Sequence	CodingSchemeResources Sequence	SQ	1	
(0008,010A)	Coding Scheme URL Type	CodingSchemeURLType	CS	1	
(0008,010B)	Context Group Extension Flag	ContextGroupExtensionFlag	CS	1	
(0008,010C)	Coding Scheme UID	CodingSchemeUID	UI	1	
(0008,010D)	Context Group Extension Creator UID	ContextGroupExtensionCreator UID	UI	1	
(0008,010E)	Coding Scheme URL	CodingSchemeURL	UR	1	

Tag	Name	Keyword	VR	VM	
(0008,010F)	Context Identifier	ContextIdentifier	CS	1	
(0008,0110)	Coding Scheme Identification Sequence	CodingSchemeIdentificationSequence	SQ	1	
(0008,0112)	Coding Scheme Registry	CodingSchemeRegistry	LO	1	
(0008,0114)	Coding Scheme External ID	CodingSchemeExternalID	ST	1	
(0008,0115)	Coding Scheme Name	CodingSchemeName	ST	1	
(0008,0116)	Coding Scheme Responsible Organization	CodingSchemeResponsibleOrganization	ST	1	
(0008,0117)	Context UID	ContextUID	UI	1	
(0008,0118)	Mapping Resource UID	MappingResourceUID	UI	1	
(0008,0119)	Long Code Value	LongCodeValue	UC	1	
(0008,0120)	URN Code Value	URNCodeValue	UR	1	
(0008,0121)	Equivalent Code Sequence	EquivalentCodeSequence	SQ	1	
(0008,0122)	Mapping Resource Name	MappingResourceName	LO	1	
(0008,0123)	Context Group Identification Sequence	ContextGroupIdentificationSequence	SQ	1	
(0008,0124)	Mapping Resource Identification Sequence	MappingResourceIdentificationSequence	SQ	1	
(0008,0201)	Timezone Offset From UTC	TimezoneOffsetFromUTC	SH	1	
(0008,0220)	Responsible Group Code Sequence	ResponsibleGroupCodeSequence	SQ	1	
(0008,0221)	Equipment Modality	EquipmentModality	CS	1	
(0008,0222)	Manufacturer's Related Model Group	ManufacturerRelatedModelGroup	LO	1	
(0008,0300)	Private Data Element Characteristics Sequence	PrivateDataElementCharacteristicsSequence	SQ	1	
(0008,0301)	Private Group Reference	PrivateGroupReference	US	1	
(0008,0302)	Private Creator Reference	PrivateCreatorReference	LO	1	
(0008,0303)	Block Identifying Information Status	BlockIdentifyingInformationStatus	CS	1	
(0008,0304)	Nonidentifying Private Elements	NonidentifyingPrivateElements	US	1-n	
(0008,0306)	Identifying Private Elements	IdentifyingPrivateElements	US	1-n	
(0008,0305)	Deidentification Action Sequence	DeidentificationActionSequence	SQ	1	
(0008,0307)	Deidentification Action	DeidentificationAction	CS	1	
(0008,0308)	Private Data Element	PrivateDataElement	US	1	
(0008,0309)	Private Data Element Value Multiplicity	PrivateDataElementValueMultiplicity	UL	1-3	
(0008,030A)	Private Data Element Value Representation	PrivateDataElementValueRepresentation	CS	1	
(0008,030B)	Private Data Element Number of Items	PrivateDataElementNumberOfItems	UL	1-2	
(0008,030C)	Private Data Element Name	PrivateDataElementName	UC	1	
(0008,030D)	Private Data Element Keyword	PrivateDataElementKeyword	UC	1	
(0008,030E)	Private Data Element Description	PrivateDataElementDescription	UT	1	
(0008,030F)	Private Data Element Encoding	PrivateDataElementEncoding	UT	1	

Tag	Name	Keyword	VR	VM	
(0008,0310)	Private Data Element Definition Sequence	PrivateDataElementDefinitionSequence	SQ	1	
(0008,1000)	Network ID	NetworkID	AE	1	RET
(0008,1010)	Station Name	StationName	SH	1	
(0008,1030)	Study Description	StudyDescription	LO	1	
(0008,1032)	Procedure Code Sequence	ProcedureCodeSequence	SQ	1	
(0008,103E)	Series Description	SeriesDescription	LO	1	
(0008,103F)	Series Description Code Sequence	SeriesDescriptionCodeSequence	SQ	1	
(0008,1040)	Institutional Department Name	InstitutionalDepartmentName	LO	1	
(0008,1048)	Physician(s) of Record	PhysiciansOfRecord	PN	1-n	
(0008,1049)	Physician(s) of Record Identification Sequence	PhysiciansOfRecordIdentificationSequence	SQ	1	
(0008,1050)	Performing Physician's Name	PerformingPhysicianName	PN	1-n	
(0008,1052)	Performing Physician Identification Sequence	PerformingPhysicianIdentificationSequence	SQ	1	
(0008,1060)	Name of Physician(s) Reading Study	NameOfPhysiciansReadingStudy	PN	1-n	
(0008,1062)	Physician(s) Reading Study Identification Sequence	PhysiciansReadingStudyIdentificationSequence	SQ	1	
(0008,1070)	Operators' Name	OperatorsName	PN	1-n	
(0008,1072)	Operator Identification Sequence	OperatorIdentificationSequence	SQ	1	
(0008,1080)	Admitting Diagnoses Description	AdmittingDiagnosesDescription	LO	1-n	
(0008,1084)	Admitting Diagnoses Code Sequence	AdmittingDiagnosesCodeSequence	SQ	1	
(0008,1090)	Manufacturer's Model Name	ManufacturerModelName	LO	1	
(0008,1100)	Referenced Results Sequence	ReferencedResultsSequence	SQ	1	RET
(0008,1110)	Referenced Study Sequence	ReferencedStudySequence	SQ	1	
(0008,1111)	Referenced Performed Procedure Step Sequence	ReferencedPerformedProcedureStepSequence	SQ	1	
(0008,1115)	Referenced Series Sequence	ReferencedSeriesSequence	SQ	1	
(0008,1120)	Referenced Patient Sequence	ReferencedPatientSequence	SQ	1	
(0008,1125)	Referenced Visit Sequence	ReferencedVisitSequence	SQ	1	
(0008,1130)	Referenced Overlay Sequence	ReferencedOverlaySequence	SQ	1	RET
(0008,1134)	Referenced Stereometric Instance Sequence	ReferencedStereometricInstanceSequence	SQ	1	
(0008,113A)	Referenced Waveform Sequence	ReferencedWaveformSequence	SQ	1	
(0008,1140)	Referenced Image Sequence	ReferencedImageSequence	SQ	1	
(0008,1145)	Referenced Curve Sequence	ReferencedCurveSequence	SQ	1	RET
(0008,114A)	Referenced Instance Sequence	ReferencedInstanceSequence	SQ	1	
(0008,114B)	Referenced Real World Value Mapping Instance Sequence	ReferencedRealWorldValueMappingInstanceSequence	SQ	1	
(0008,1150)	Referenced SOP Class UID	ReferencedSOPClassUID	UI	1	
(0008,1155)	Referenced SOP Instance UID	ReferencedSOPInstanceUID	UI	1	
(0008,115A)	SOP Classes Supported	SOPClassesSupported	UI	1-n	

Tag	Name	Keyword	VR	VM	
(0008,1160)	Referenced Frame Number	ReferencedFrameNumber	IS	1-n	
(0008,1161)	Simple Frame List	SimpleFrameList	UL	1-n	
(0008,1162)	Calculated Frame List	CalculatedFrameList	UL	3-3n	
(0008,1163)	Time Range	TimeRange	FD	2	
(0008,1164)	Frame Extraction Sequence	FrameExtractionSequence	SQ	1	
(0008,1167)	Multi-frame Source SOP Instance UID	MultiFrameSourceSOPInstanceUID	UI	1	
(0008,1190)	Retrieve URL	RetrieveURL	UR	1	
(0008,1195)	Transaction UID	TransactionUID	UI	1	
(0008,1196)	Warning Reason	WarningReason	US	1	
(0008,1197)	Failure Reason	FailureReason	US	1	
(0008,1198)	Failed SOP Sequence	FailedSOPSequence	SQ	1	
(0008,1199)	Referenced SOP Sequence	ReferencedSOPSequence	SQ	1	
(0008,119A)	Other Failures Sequence	OtherFailuresSequence	SQ	1	
(0008,1200)	Studies Containing Other Referenced Instances Sequence	StudiesContainingOtherReferencedInstancesSequence	SQ	1	
(0008,1250)	Related Series Sequence	RelatedSeriesSequence	SQ	1	
(0008,2110)	<i>Lossy Image Compression (Retired)</i>	<i>LossyImageCompressionRetired</i>	CS	1	RET
(0008,2111)	Derivation Description	DerivationDescription	ST	1	
(0008,2112)	Source Image Sequence	SourceImageSequence	SQ	1	
(0008,2120)	Stage Name	StageName	SH	1	
(0008,2122)	Stage Number	StageNumber	IS	1	
(0008,2124)	Number of Stages	NumberOfStages	IS	1	
(0008,2127)	View Name	ViewName	SH	1	
(0008,2128)	View Number	ViewNumber	IS	1	
(0008,2129)	Number of Event Timers	NumberOfEventTimers	IS	1	
(0008,212A)	Number of Views in Stage	NumberOfViewsInStage	IS	1	
(0008,2130)	Event Elapsed Time(s)	EventElapsedTimes	DS	1-n	
(0008,2132)	Event Timer Name(s)	EventTimerNames	LO	1-n	
(0008,2133)	Event Timer Sequence	EventTimerSequence	SQ	1	
(0008,2134)	Event Time Offset	EventTimeOffset	FD	1	
(0008,2135)	Event Code Sequence	EventCodeSequence	SQ	1	
(0008,2142)	Start Trim	StartTrim	IS	1	
(0008,2143)	Stop Trim	StopTrim	IS	1	
(0008,2144)	Recommended Display Frame Rate	RecommendedDisplayFrameRate	IS	1	
(0008,2200)	<i>Transducer Position</i>	<i>TransducerPosition</i>	CS	1	RET
(0008,2204)	<i>Transducer Orientation</i>	<i>TransducerOrientation</i>	CS	1	RET
(0008,2208)	<i>Anatomic Structure</i>	<i>AnatomicStructure</i>	CS	1	RET
(0008,2218)	Anatomic Region Sequence	AnatomicRegionSequence	SQ	1	
(0008,2220)	Anatomic Region Modifier Sequence	AnatomicRegionModifierSequence	SQ	1	
(0008,2228)	Primary Anatomic Structure Sequence	PrimaryAnatomicStructureSequence	SQ	1	

Tag	Name	Keyword	VR	VM	
(0008,2229) (0008,2229)	Anatomic Structure, Space or Region Sequence Anatomic Structure, Space or Region Sequence	AnatomicStructureSpaceOrRegionSequence AnatomicStructureSpaceOrRegionSequence	SQ SQ	1	RET
(0008,2230)	Primary Anatomic Structure Modifier Sequence	PrimaryAnatomicStructureModifierSequence	SQ	1	
(0008,2240)	Transducer Position Sequence	TransducerPositionSequence	SQ	1	RET
(0008,2242)	Transducer Position Modifier Sequence	TransducerPositionModifierSequence	SQ	1	RET
(0008,2244)	Transducer Orientation Sequence	TransducerOrientationSequence	SQ	1	RET
(0008,2246)	Transducer Orientation Modifier Sequence	TransducerOrientationModifierSequence	SQ	1	RET
(0008,2251)	Anatomic Structure Space Or Region Code Sequence (Trial)	AnatomicStructureSpaceOrRegionCodeSequenceTrial	SQ	1	RET
(0008,2253)	Anatomic Portal Of Entrance Code Sequence (Trial)	AnatomicPortalOfEntranceCodeSequenceTrial	SQ	1	RET
(0008,2255)	Anatomic Approach Direction Code Sequence (Trial)	AnatomicApproachDirectionCodeSequenceTrial	SQ	1	RET
(0008,2256)	Anatomic Perspective Description (Trial)	AnatomicPerspectiveDescriptionTrial	ST	1	RET
(0008,2257)	Anatomic Perspective Code Sequence (Trial)	AnatomicPerspectiveCodeSequenceTrial	SQ	1	RET
(0008,2258)	Anatomic Location Of Examining Instrument Description (Trial)	AnatomicLocationOfExaminingInstrumentDescriptionTrial	ST	1	RET
(0008,2259)	Anatomic Location Of Examining Instrument Code Sequence (Trial)	AnatomicLocationOfExaminingInstrumentCodeSequenceTrial	SQ	1	RET
(0008,225A)	Anatomic Structure Space Or Region Modifier Code Sequence (Trial)	AnatomicStructureSpaceOrRegionModifierCodeSequenceTrial	SQ	1	RET
(0008,225C)	On Axis Background Anatomic Structure Code Sequence (Trial)	OnAxisBackgroundAnatomicStructureCodeSequenceTrial	SQ	1	RET
(0008,3001)	Alternate Representation Sequence	AlternateRepresentationSequence	SQ	1	
(0008,3010)	Irradiation Event UID	IrradiationEventUID	UI	1-n	
(0008,3011)	Source Irradiation Event Sequence	SourceIrradiationEventSequence	SQ	1	
(0008,3012)	Radiopharmaceutical Administration Event UID	RadiopharmaceuticalAdministrationEventUID	UI	1	
(0008,4000)	Identifying Comments	IdentifyingComments	LT	1	RET
(0008,9007)	Frame Type	FrameType	CS	4	
(0008,9092)	Referenced Image Evidence Sequence	ReferencedImageEvidenceSequence	SQ	1	
(0008,9121)	Referenced Raw Data Sequence	ReferencedRawDataSequence	SQ	1	
(0008,9123)	Creator-Version UID	CreatorVersionUID	UI	1	
(0008,9124)	Derivation Image Sequence	DerivationImageSequence	SQ	1	
(0008,9154)	Source Image Evidence Sequence	SourceImageEvidenceSequence	SQ	1	
(0008,9205)	Pixel Presentation	PixelPresentation	CS	1	
(0008,9206)	Volumetric Properties	VolumetricProperties	CS	1	



Tag	Name	Keyword	VR	VM	
(0008,9207)	Volume Based Calculation Technique	VolumeBasedCalculation Technique	CS	1	
(0008,9208)	Complex Image Component	ComplexImageComponent	CS	1	
(0008,9209)	Acquisition Contrast	AcquisitionContrast	CS	1	
(0008,9215)	Derivation Code Sequence	DerivationCodeSequence	SQ	1	
(0008,9237)	Referenced Presentation State Sequence	ReferencedPresentationState Sequence	SQ	1	
(0008,9410)	Referenced Other Plane Sequence	ReferencedOtherPlaneSequence	SQ	1	
(0008,9458)	Frame Display Sequence	FrameDisplaySequence	SQ	1	
(0008,9459)	Recommended Display Frame Rate in Float	RecommendedDisplayFrameRate InFloat	FL	1	
(0008,9460)	Skip Frame Range Flag	SkipFrameRangeFlag	CS	1	
(0010,0010)	Patient's Name	PatientName	PN	1	
(0010,0020)	Patient ID	PatientID	LO	1	
(0010,0021)	Issuer of Patient ID	IssuerOfPatientID	LO	1	
(0010,0022)	Type of Patient ID	TypeOfPatientID	CS	1	
(0010,0024)	Issuer of Patient ID Qualifiers Sequence	IssuerOfPatientIDQualifiers Sequence	SQ	1	
(0010,0026)	Source Patient Group Identification Sequence	SourcePatientGroupIdentification Sequence	SQ	1	
(0010,0027)	Group of Patients Identification Sequence	GroupOfPatientsIdentification Sequence	SQ	1	
(0010,0028)	Subject Relative Position in Image	SubjectRelativePositionInImage	US	3	
(0010,0030)	Patient's Birth Date	PatientBirthDate	DA	1	
(0010,0032)	Patient's Birth Time	PatientBirthTime	TM	1	
(0010,0033)	Patient's Birth Date in Alternative Calendar	PatientBirthDateInAlternative Calendar	LO	1	
(0010,0034)	Patient's Death Date in Alternative Calendar	PatientDeathDateInAlternative Calendar	LO	1	
(0010,0035)	Patient's Alternative Calendar	PatientAlternativeCalendar	CS	1	
(0010,0040)	Patient's Sex	PatientSex	CS	1	
(0010,0050)	Patient's Insurance Plan Code Sequence	PatientInsurancePlanCode Sequence	SQ	1	
(0010,0101)	Patient's Primary Language Code Sequence	PatientPrimaryLanguageCode Sequence	SQ	1	
(0010,0102)	Patient's Primary Language Modifier Code Sequence	PatientPrimaryLanguageModifier CodeSequence	SQ	1	
(0010,0200)	Quality Control Subject	QualityControlSubject	CS	1	
(0010,0201)	Quality Control Subject Type Code Sequence	QualityControlSubjectTypeCode Sequence	SQ	1	
(0010,0212)	Strain Description	StrainDescription	UC	1	
(0010,0213)	Strain Nomenclature	StrainNomenclature	LO	1	
(0010,0214)	Strain Stock Number	StrainStockNumber	LO	1	
(0010,0215)	Strain Source Registry Code Sequence	StrainSourceRegistryCode Sequence	SQ	1	

Tag	Name	Keyword	VR	VM	
(0010,0216)	Strain Stock Sequence	StrainStockSequence	SQ	1	
(0010,0217)	Strain Source	StrainSource	LO	1	
(0010,0218)	Strain Additional Information	StrainAdditionalInformation	UT	1	
(0010,0219)	Strain Code Sequence	StrainCodeSequence	SQ	1	
(0010,0221)	Genetic Modifications Sequence	GeneticModificationsSequence	SQ	1	
(0010,0222)	Genetic Modifications Description	GeneticModificationsDescription	UC	1	
(0010,0223)	Genetic Modifications Nomenclature	GeneticModificationsNomenclature	LO	1	
(0010,0229)	Genetic Modifications Code Sequence	GeneticModificationsCode Sequence	SQ	1	
<i>(0010,1000)</i>	<i>Other Patient IDs</i>	<i>OtherPatientIDs</i>	<i>LO</i>	<i>1-n</i>	<i>RET</i>
(0010,1001)	Other Patient Names	OtherPatientNames	PN	1-n	
(0010,1002)	Other Patient IDs Sequence	OtherPatientIDsSequence	SQ	1	
(0010,1005)	Patient's Birth Name	PatientBirthName	PN	1	
(0010,1010)	Patient's Age	PatientAge	AS	1	
(0010,1020)	Patient's Size	PatientSize	DS	1	
(0010,1021)	Patient's Size Code Sequence	PatientSizeCodeSequence	SQ	1	
(0010,1022)	Patient's Body Mass Index	PatientBodyMassIndex	DS	1	
(0010,1023)	Measured AP Dimension	MeasuredAPDimension	DS	1	
(0010,1024)	Measured Lateral Dimension	MeasuredLateralDimension	DS	1	
(0010,1030)	Patient's Weight	PatientWeight	DS	1	
(0010,1040)	Patient's Address	PatientAddress	LO	1	
<i>(0010,1050)</i>	<i>Insurance Plan Identification</i>	<i>InsurancePlanIdentification</i>	<i>LO</i>	<i>1-n</i>	<i>RET</i>
(0010,1060)	Patient's Mother's Birth Name	PatientMotherBirthName	PN	1	
(0010,1080)	Military Rank	MilitaryRank	LO	1	
(0010,1081)	Branch of Service	BranchOfService	LO	1	
<i>(0010,1090)</i>	<i>Medical Record Locator</i>	<i>MedicalRecordLocator</i>	<i>LO</i>	<i>1</i>	<i>RET</i>
(0010,1100)	Referenced Patient Photo Sequence	ReferencedPatientPhotoSequence	SQ	1	
(0010,2000)	Medical Alerts	MedicalAlerts	LO	1-n	
(0010,2110)	Allergies	Allergies	LO	1-n	
(0010,2150)	Country of Residence	CountryOfResidence	LO	1	
(0010,2152)	Region of Residence	RegionOfResidence	LO	1	
(0010,2154)	Patient's Telephone Numbers	PatientTelephoneNumbers	SH	1-n	
(0010,2155)	Patient's Telecom Information	PatientTelecomInformation	LT	1	
(0010,2160)	Ethnic Group	EthnicGroup	SH	1	
(0010,2180)	Occupation	Occupation	SH	1	
(0010,21A0)	Smoking Status	SmokingStatus	CS	1	
(0010,21B0)	Additional Patient History	AdditionalPatientHistory	LT	1	
(0010,21C0)	Pregnancy Status	PregnancyStatus	US	1	
(0010,21D0)	Last Menstrual Date	LastMenstrualDate	DA	1	
(0010,21F0)	Patient's Religious Preference	PatientReligiousPreference	LO	1	

Tag	Name	Keyword	VR	VM	
(0010,2201)	Patient Species Description	PatientSpeciesDescription	LO	1	
(0010,2202)	Patient Species Code Sequence	PatientSpeciesCodeSequence	SQ	1	
(0010,2203)	Patient's Sex Neutered	PatientSexNeutered	CS	1	
(0010,2210)	Anatomical Orientation Type	AnatomicalOrientationType	CS	1	
(0010,2292)	Patient Breed Description	PatientBreedDescription	LO	1	
(0010,2293)	Patient Breed Code Sequence	PatientBreedCodeSequence	SQ	1	
(0010,2294)	Breed Registration Sequence	BreedRegistrationSequence	SQ	1	
(0010,2295)	Breed Registration Number	BreedRegistrationNumber	LO	1	
(0010,2296)	Breed Registry Code Sequence	BreedRegistryCodeSequence	SQ	1	
(0010,2297)	Responsible Person	ResponsiblePerson	PN	1	
(0010,2298)	Responsible Person Role	ResponsiblePersonRole	CS	1	
(0010,2299)	Responsible Organization	ResponsibleOrganization	LO	1	
(0010,4000)	Patient Comments	PatientComments	LT	1	
(0010,9431)	Examined Body Thickness	ExaminedBodyThickness	FL	1	
(0012,0010)	Clinical Trial Sponsor Name	ClinicalTrialSponsorName	LO	1	
(0012,0020)	Clinical Trial Protocol ID	ClinicalTrialProtocolID	LO	1	
(0012,0021)	Clinical Trial Protocol Name	ClinicalTrialProtocolName	LO	1	
(0012,0030)	Clinical Trial Site ID	ClinicalTrialSiteID	LO	1	
(0012,0031)	Clinical Trial Site Name	ClinicalTrialSiteName	LO	1	
(0012,0040)	Clinical Trial Subject ID	ClinicalTrialSubjectID	LO	1	
(0012,0042)	Clinical Trial Subject Reading ID	ClinicalTrialSubjectReadingID	LO	1	
(0012,0050)	Clinical Trial Time Point ID	ClinicalTrialTimePointID	LO	1	
(0012,0051)	Clinical Trial Time Point Description	ClinicalTrialTimePointDescription	ST	1	
(0012,0052)	Longitudinal Temporal Offset from Event	LongitudinalTemporalOffsetFromEvent	FD	1	
(0012,0053)	Longitudinal Temporal Event Type	LongitudinalTemporalEventType	CS	1	
(0012,0060)	Clinical Trial Coordinating Center Name	ClinicalTrialCoordinatingCenterName	LO	1	
(0012,0062)	Patient Identity Removed	PatientIdentityRemoved	CS	1	
(0012,0063)	De-identification Method	DeidentificationMethod	LO	1-n	
(0012,0064)	De-identification Method Code Sequence	DeidentificationMethodCodeSequence	SQ	1	
(0012,0071)	Clinical Trial Series ID	ClinicalTrialSeriesID	LO	1	
(0012,0072)	Clinical Trial Series Description	ClinicalTrialSeriesDescription	LO	1	
(0012,0081)	Clinical Trial Protocol Ethics Committee Name	ClinicalTrialProtocolEthicsCommitteeName	LO	1	
(0012,0082)	Clinical Trial Protocol Ethics Committee Approval Number	ClinicalTrialProtocolEthicsCommitteeApprovalNumber	LO	1	
(0012,0083)	Consent for Clinical Trial Use Sequence	ConsentForClinicalTrialUseSequence	SQ	1	
(0012,0084)	Distribution Type	DistributionType	CS	1	
(0012,0085)	Consent for Distribution Flag	ConsentForDistributionFlag	CS	1	
(0012,0086)	Ethics Committee Approval Effectiveness Start Date	EthicsCommitteeApprovalEffectivenessStartDate	DA	1	

Tag	Name	Keyword	VR	VM	
(0012,0087)	Ethics Committee Approval Effectiveness End Date	EthicsCommitteeApprovalEffectivenessEndDate	DA	1	
(0014,0023)	<i>CAD File Format</i>	<i>CADFileFormat</i>	ST	1	RET
(0014,0024)	<i>Component Reference System</i>	<i>ComponentReferenceSystem</i>	ST	1	RET
(0014,0025)	Component Manufacturing Procedure	ComponentManufacturingProcedure	ST	1	DICONDE
(0014,0028)	Component Manufacturer	ComponentManufacturer	ST	1	DICONDE
(0014,0030)	Material Thickness	MaterialThickness	DS	1-n	DICONDE
(0014,0032)	Material Pipe Diameter	MaterialPipeDiameter	DS	1-n	DICONDE
(0014,0034)	Material Isolation Diameter	MaterialIsolationDiameter	DS	1-n	DICONDE
(0014,0042)	Material Grade	MaterialGrade	ST	1	DICONDE
(0014,0044)	Material Properties Description	MaterialPropertiesDescription	ST	1	DICONDE
(0014,0045)	<i>Material Properties File Format (Retired)</i>	<i>MaterialPropertiesFileFormat Retired</i>	ST	1	RET
(0014,0046)	Material Notes	MaterialNotes	LT	1	DICONDE
(0014,0050)	Component Shape	ComponentShape	CS	1	DICONDE
(0014,0052)	Curvature Type	CurvatureType	CS	1	DICONDE
(0014,0054)	Outer Diameter	OuterDiameter	DS	1	DICONDE
(0014,0056)	Inner Diameter	InnerDiameter	DS	1	DICONDE
(0014,0100)	Component Welder IDs	ComponentWelderIDs	LO	1-n	DICONDE
(0014,0101)	Secondary Approval Status	SecondaryApprovalStatus	CS	1	DICONDE
(0014,0102)	Secondary Review Date	SecondaryReviewDate	DA	1	DICONDE
(0014,0103)	Secondary Review Time	SecondaryReviewTime	TM	1	DICONDE
(0014,0104)	Secondary Reviewer Name	SecondaryReviewerName	PN	1	DICONDE
(0014,0105)	Repair ID	RepairID	ST	1	DICONDE
(0014,0106)	Multiple Component Approval Sequence	MultipleComponentApprovalSequence	SQ	1	DICONDE
(0014,0107)	Other Approval Status	OtherApprovalStatus	CS	1-n	DICONDE
(0014,0108)	Other Secondary Approval Status	OtherSecondaryApprovalStatus	CS	1-n	DICONDE
(0014,1010)	Actual Environmental Conditions	ActualEnvironmentalConditions	ST	1	DICONDE
(0014,1020)	Expiry Date	ExpiryDate	DA	1	DICONDE
(0014,1040)	Environmental Conditions	EnvironmentalConditions	ST	1	DICONDE
(0014,2002)	Evaluator Sequence	EvaluatorSequence	SQ	1	DICONDE
(0014,2004)	Evaluator Number	EvaluatorNumber	IS	1	DICONDE
(0014,2006)	Evaluator Name	EvaluatorName	PN	1	DICONDE
(0014,2008)	Evaluation Attempt	EvaluationAttempt	IS	1	DICONDE
(0014,2012)	Indication Sequence	IndicationSequence	SQ	1	DICONDE
(0014,2014)	Indication Number	IndicationNumber	IS	1	DICONDE
(0014,2016)	Indication Label	IndicationLabel	SH	1	DICONDE
(0014,2018)	Indication Description	IndicationDescription	ST	1	DICONDE
(0014,201A)	Indication Type	IndicationType	CS	1-n	DICONDE
(0014,201C)	Indication Disposition	IndicationDisposition	CS	1	DICONDE
(0014,201E)	Indication ROI Sequence	IndicationROISequence	SQ	1	DICONDE

Tag	Name	Keyword	VR	VM	
(0014,2030)	Indication Physical Property Sequence	IndicationPhysicalPropertySequence	SQ	1	DICONDE
(0014,2032)	Property Label	PropertyLabel	SH	1	DICONDE
(0014,2202)	Coordinate System Number of Axes	CoordinateSystemNumberOfAxes	IS	1	DICONDE
(0014,2204)	Coordinate System Axes Sequence	CoordinateSystemAxesSequence	SQ	1	DICONDE
(0014,2206)	Coordinate System Axis Description	CoordinateSystemAxisDescription	ST	1	DICONDE
(0014,2208)	Coordinate System Data Set Mapping	CoordinateSystemDataSetMapping	CS	1	DICONDE
(0014,220A)	Coordinate System Axis Number	CoordinateSystemAxisNumber	IS	1	DICONDE
(0014,220C)	Coordinate System Axis Type	CoordinateSystemAxisType	CS	1	DICONDE
(0014,220E)	Coordinate System Axis Units	CoordinateSystemAxisUnits	CS	1	DICONDE
(0014,2210)	Coordinate System Axis Values	CoordinateSystemAxisValues	OB	1	DICONDE
(0014,2220)	Coordinate System Transform Sequence	CoordinateSystemTransformSequence	SQ	1	DICONDE
(0014,2222)	Transform Description	TransformDescription	ST	1	DICONDE
(0014,2224)	Transform Number of Axes	TransformNumberOfAxes	IS	1	DICONDE
(0014,2226)	Transform Order of Axes	TransformOrderOfAxes	IS	1-n	DICONDE
(0014,2228)	Transformed Axis Units	TransformedAxisUnits	CS	1	DICONDE
(0014,222A)	Coordinate System Transform Rotation and Scale Matrix	CoordinateSystemTransformRotationAndScaleMatrix	DS	1-n	DICONDE
(0014,222C)	Coordinate System Transform Translation Matrix	CoordinateSystemTransformTranslationMatrix	DS	1-n	DICONDE
(0014,3011)	Internal Detector Frame Time	InternalDetectorFrameTime	DS	1	DICONDE
(0014,3012)	Number of Frames Integrated	NumberOfFramesIntegrated	DS	1	DICONDE
(0014,3020)	Detector Temperature Sequence	DetectorTemperatureSequence	SQ	1	DICONDE
(0014,3022)	Sensor Name	SensorName	ST	1	DICONDE
(0014,3024)	Horizontal Offset of Sensor	HorizontalOffsetOfSensor	DS	1	DICONDE
(0014,3026)	Vertical Offset of Sensor	VerticalOffsetOfSensor	DS	1	DICONDE
(0014,3028)	Sensor Temperature	SensorTemperature	DS	1	DICONDE
(0014,3040)	Dark Current Sequence	DarkCurrentSequence	SQ	1	DICONDE
(0014,3050)	Dark Current Counts	DarkCurrentCounts	OB or OW	1	DICONDE
(0014,3060)	Gain Correction Reference Sequence	GainCorrectionReferenceSequence	SQ	1	DICONDE
(0014,3070)	Air Counts	AirCounts	OB or OW	1	DICONDE
(0014,3071)	KV Used in Gain Calibration	KVUsedInGainCalibration	DS	1	DICONDE
(0014,3072)	MA Used in Gain Calibration	MAUsedInGainCalibration	DS	1	DICONDE
(0014,3073)	Number of Frames Used for Integration	NumberOfFramesUsedForIntegration	DS	1	DICONDE
(0014,3074)	Filter Material Used in Gain Calibration	FilterMaterialUsedInGainCalibration	LO	1	DICONDE
(0014,3075)	Filter Thickness Used in Gain Calibration	FilterThicknessUsedInGainCalibration	DS	1	DICONDE
(0014,3076)	Date of Gain Calibration	DateOfGainCalibration	DA	1	DICONDE
(0014,3077)	Time of Gain Calibration	TimeOfGainCalibration	TM	1	DICONDE

Tag	Name	Keyword	VR	VM	
(0014,3080)	Bad Pixel Image	BadPixelImage	OB	1	DICONDE
(0014,3099)	Calibration Notes	CalibrationNotes	LT	1	DICONDE
(0014,4002)	Pulser Equipment Sequence	PulserEquipmentSequence	SQ	1	DICONDE
(0014,4004)	Pulser Type	PulserType	CS	1	DICONDE
(0014,4006)	Pulser Notes	PulserNotes	LT	1	DICONDE
(0014,4008)	Receiver Equipment Sequence	ReceiverEquipmentSequence	SQ	1	DICONDE
(0014,400A)	Amplifier Type	AmplifierType	CS	1	DICONDE
(0014,400C)	Receiver Notes	ReceiverNotes	LT	1	DICONDE
(0014,400E)	Pre-Amplifier Equipment Sequence	PreAmplifierEquipmentSequence	SQ	1	DICONDE
(0014,400F)	Pre-Amplifier Notes	PreAmplifierNotes	LT	1	DICONDE
(0014,4010)	Transmit Transducer Sequence	TransmitTransducerSequence	SQ	1	DICONDE
(0014,4011)	Receive Transducer Sequence	ReceiveTransducerSequence	SQ	1	DICONDE
(0014,4012)	Number of Elements	NumberOfElements	US	1	DICONDE
(0014,4013)	Element Shape	ElementShape	CS	1	DICONDE
(0014,4014)	Element Dimension A	ElementDimensionA	DS	1	DICONDE
(0014,4015)	Element Dimension B	ElementDimensionB	DS	1	DICONDE
(0014,4016)	Element Pitch A	ElementPitchA	DS	1	DICONDE
(0014,4017)	Measured Beam Dimension A	MeasuredBeamDimensionA	DS	1	DICONDE
(0014,4018)	Measured Beam Dimension B	MeasuredBeamDimensionB	DS	1	DICONDE
(0014,4019)	Location of Measured Beam Diameter	LocationOfMeasuredBeam Diameter	DS	1	DICONDE
(0014,401A)	Nominal Frequency	NominalFrequency	DS	1	DICONDE
(0014,401B)	Measured Center Frequency	MeasuredCenterFrequency	DS	1	DICONDE
(0014,401C)	Measured Bandwidth	MeasuredBandwidth	DS	1	DICONDE
(0014,401D)	Element Pitch B	ElementPitchB	DS	1	DICONDE
(0014,4020)	Pulser Settings Sequence	PulserSettingsSequence	SQ	1	DICONDE
(0014,4022)	Pulse Width	PulseWidth	DS	1	DICONDE
(0014,4024)	Excitation Frequency	ExcitationFrequency	DS	1	DICONDE
(0014,4026)	Modulation Type	ModulationType	CS	1	DICONDE
(0014,4028)	Damping	Damping	DS	1	DICONDE
(0014,4030)	Receiver Settings Sequence	ReceiverSettingsSequence	SQ	1	DICONDE
(0014,4031)	Acquired Soundpath Length	AcquiredSoundpathLength	DS	1	DICONDE
(0014,4032)	Acquisition Compression Type	AcquisitionCompressionType	CS	1	DICONDE
(0014,4033)	Acquisition Sample Size	AcquisitionSampleSize	IS	1	DICONDE
(0014,4034)	Rectifier Smoothing	RectifierSmoothing	DS	1	DICONDE
(0014,4035)	DAC Sequence	DACSequence	SQ	1	DICONDE
(0014,4036)	DAC Type	DACType	CS	1	DICONDE
(0014,4038)	DAC Gain Points	DACGainPoints	DS	1-n	DICONDE
(0014,403A)	DAC Time Points	DACTimePoints	DS	1-n	DICONDE
(0014,403C)	DAC Amplitude	DACAmplitude	DS	1-n	DICONDE
(0014,4040)	Pre-Amplifier Settings Sequence	PreAmplifierSettingsSequence	SQ	1	DICONDE

Tag	Name	Keyword	VR	VM	
(0014,4050)	Transmit Transducer Settings Sequence	TransmitTransducerSettingsSequence	SQ	1	DICONDE
(0014,4051)	Receive Transducer Settings Sequence	ReceiveTransducerSettingsSequence	SQ	1	DICONDE
(0014,4052)	Incident Angle	IncidentAngle	DS	1	DICONDE
(0014,4054)	Coupling Technique	CouplingTechnique	ST	1	DICONDE
(0014,4056)	Coupling Medium	CouplingMedium	ST	1	DICONDE
(0014,4057)	Coupling Velocity	CouplingVelocity	DS	1	DICONDE
(0014,4058)	Probe Center Location X	ProbeCenterLocationX	DS	1	DICONDE
(0014,4059)	Probe Center Location Z	ProbeCenterLocationZ	DS	1	DICONDE
(0014,405A)	Sound Path Length	SoundPathLength	DS	1	DICONDE
(0014,405C)	Delay Law Identifier	DelayLawIdentifier	ST	1	DICONDE
(0014,4060)	Gate Settings Sequence	GateSettingsSequence	SQ	1	DICONDE
(0014,4062)	Gate Threshold	GateThreshold	DS	1	DICONDE
(0014,4064)	Velocity of Sound	VelocityOfSound	DS	1	DICONDE
(0014,4070)	Calibration Settings Sequence	CalibrationSettingsSequence	SQ	1	DICONDE
(0014,4072)	Calibration Procedure	CalibrationProcedure	ST	1	DICONDE
(0014,4074)	Procedure Version	ProcedureVersion	SH	1	DICONDE
(0014,4076)	Procedure Creation Date	ProcedureCreationDate	DA	1	DICONDE
(0014,4078)	Procedure Expiration Date	ProcedureExpirationDate	DA	1	DICONDE
(0014,407A)	Procedure Last Modified Date	ProcedureLastModifiedDate	DA	1	DICONDE
(0014,407C)	Calibration Time	CalibrationTime	TM	1-n	DICONDE
(0014,407E)	Calibration Date	CalibrationDate	DA	1-n	DICONDE
(0014,4080)	Probe Drive Equipment Sequence	ProbeDriveEquipmentSequence	SQ	1	DICONDE
(0014,4081)	Drive Type	DriveType	CS	1	DICONDE
(0014,4082)	Probe Drive Notes	ProbeDriveNotes	LT	1	DICONDE
(0014,4083)	Drive Probe Sequence	DriveProbeSequence	SQ	1	DICONDE
(0014,4084)	Probe Inductance	ProbeInductance	DS	1	DICONDE
(0014,4085)	Probe Resistance	ProbeResistance	DS	1	DICONDE
(0014,4086)	Receive Probe Sequence	ReceiveProbeSequence	SQ	1	DICONDE
(0014,4087)	Probe Drive Settings Sequence	ProbeDriveSettingsSequence	SQ	1	DICONDE
(0014,4088)	Bridge Resistors	BridgeResistors	DS	1	DICONDE
(0014,4089)	Probe Orientation Angle	ProbeOrientationAngle	DS	1	DICONDE
(0014,408B)	User Selected Gain Y	UserSelectedGainY	DS	1	DICONDE
(0014,408C)	User Selected Phase	UserSelectedPhase	DS	1	DICONDE
(0014,408D)	User Selected Offset X	UserSelectedOffsetX	DS	1	DICONDE
(0014,408E)	User Selected Offset Y	UserSelectedOffsetY	DS	1	DICONDE
(0014,4091)	Channel Settings Sequence	ChannelSettingsSequence	SQ	1	DICONDE
(0014,4092)	Channel Threshold	ChannelThreshold	DS	1	DICONDE
(0014,409A)	Scanner Settings Sequence	ScannerSettingsSequence	SQ	1	DICONDE
(0014,409B)	Scan Procedure	ScanProcedure	ST	1	DICONDE
(0014,409C)	Translation Rate X	TranslationRateX	DS	1	DICONDE

Tag	Name	Keyword	VR	VM	
(0014,409D)	Translation Rate Y	TranslationRateY	DS	1	DICONDE
(0014,409F)	Channel Overlap	ChannelOverlap	DS	1	DICONDE
(0014,40A0)	Image Quality Indicator Type	ImageQualityIndicatorType	LO	1	DICONDE
(0014,40A1)	Image Quality Indicator Material	ImageQualityIndicatorMaterial	LO	1	DICONDE
(0014,40A2)	Image Quality Indicator Size	ImageQualityIndicatorSize	LO	1	DICONDE
(0014,5002)	LINAC Energy	LINACEnergy	IS	1	DICONDE
(0014,5004)	LINAC Output	LINACOutput	IS	1	DICONDE
(0014,5100)	Active Aperture	ActiveAperture	US	1	DICONDE
(0014,5101)	Total Aperture	TotalAperture	DS	1	DICONDE
(0014,5102)	Aperture Elevation	ApertureElevation	DS	1	DICONDE
(0014,5103)	Main Lobe Angle	MainLobeAngle	DS	1	DICONDE
(0014,5104)	Main Roof Angle	MainRoofAngle	DS	1	DICONDE
(0014,5105)	Connector Type	ConnectorType	CS	1	DICONDE
(0014,5106)	Wedge Model Number	WedgeModelNumber	SH	1	DICONDE
(0014,5107)	Wedge Angle Float	WedgeAngleFloat	DS	1	DICONDE
(0014,5108)	Wedge Roof Angle	WedgeRoofAngle	DS	1	DICONDE
(0014,5109)	Wedge Element 1 Position	WedgeElement1Position	CS	1	DICONDE
(0014,510A)	Wedge Material Velocity	WedgeMaterialVelocity	DS	1	DICONDE
(0014,510B)	Wedge Material	WedgeMaterial	SH	1	DICONDE
(0014,510C)	Wedge Offset Z	WedgeOffsetZ	DS	1	DICONDE
(0014,510D)	Wedge Origin Offset X	WedgeOriginOffsetX	DS	1	DICONDE
(0014,510E)	Wedge Time Delay	WedgeTimeDelay	DS	1	DICONDE
(0014,510F)	Wedge Name	WedgeName	SH	1	DICONDE
(0014,5110)	Wedge Manufacturer Name	WedgeManufacturerName	SH	1	DICONDE
(0014,5111)	Wedge Description	WedgeDescription	LO	1	DICONDE
(0014,5112)	Nominal Beam Angle	NominalBeamAngle	DS	1	DICONDE
(0014,5113)	Wedge Offset X	WedgeOffsetX	DS	1	DICONDE
(0014,5114)	Wedge Offset Y	WedgeOffsetY	DS	1	DICONDE
(0014,5115)	Wedge Total Length	WedgeTotalLength	DS	1	DICONDE
(0014,5116)	Wedge In Contact Length	WedgeInContactLength	DS	1	DICONDE
(0014,5117)	Wedge Front Gap	WedgeFrontGap	DS	1	DICONDE
(0014,5118)	Wedge Total Height	WedgeTotalHeight	DS	1	DICONDE
(0014,5119)	Wedge Front Height	WedgeFrontHeight	DS	1	DICONDE
(0014,511A)	Wedge Rear Height	WedgeRearHeight	DS	1	DICONDE
(0014,511B)	Wedge Total Width	WedgeTotalWidth	DS	1	DICONDE
(0014,511C)	Wedge In Contact Width	WedgeInContactWidth	DS	1	DICONDE
(0014,511D)	Wedge Chamfer Height	WedgeChamferHeight	DS	1	DICONDE
(0014,511E)	Wedge Curve	WedgeCurve	CS	1	DICONDE
(0014,511F)	Radius Along the Wedge	RadiusAlongWedge	DS	1	DICONDE
(0018,0010)	Contrast/Bolus Agent	ContrastBolusAgent	LO	1	
(0018,0012)	Contrast/Bolus Agent Sequence	ContrastBolusAgentSequence	SQ	1	
(0018,0013)	Contrast/Bolus T1 Relaxivity	ContrastBolusT1Relaxivity	FL	1	



Tag	Name	Keyword	VR	VM	
(0018,0014)	Contrast/Bolus Administration Route Sequence	ContrastBolusAdministrationRouteSequence	SQ	1	
(0018,0015)	Body Part Examined	BodyPartExamined	CS	1	
(0018,0020)	Scanning Sequence	ScanningSequence	CS	1-n	
(0018,0021)	Sequence Variant	SequenceVariant	CS	1-n	
(0018,0022)	Scan Options	ScanOptions	CS	1-n	
(0018,0023)	MR Acquisition Type	MRAcquisitionType	CS	1	
(0018,0024)	Sequence Name	SequenceName	SH	1	
(0018,0025)	Angio Flag	AngioFlag	CS	1	
(0018,0026)	Intervention Drug Information Sequence	InterventionDrugInformationSequence	SQ	1	
(0018,0027)	Intervention Drug Stop Time	InterventionDrugStopTime	TM	1	
(0018,0028)	Intervention Drug Dose	InterventionDrugDose	DS	1	
(0018,0029)	Intervention Drug Code Sequence	InterventionDrugCodeSequence	SQ	1	
(0018,002A)	Additional Drug Sequence	AdditionalDrugSequence	SQ	1	
(0018,0030)	<i>Radionuclide</i>	<i>Radionuclide</i>	LO	1-n	RET
(0018,0031)	Radiopharmaceutical	Radiopharmaceutical	LO	1	
(0018,0032)	<i>Energy Window Centerline</i>	<i>EnergyWindowCenterline</i>	DS	1	RET
(0018,0033)	<i>Energy Window Total Width</i>	<i>EnergyWindowTotalWidth</i>	DS	1-n	RET
(0018,0034)	Intervention Drug Name	InterventionDrugName	LO	1	
(0018,0035)	Intervention Drug Start Time	InterventionDrugStartTime	TM	1	
(0018,0036)	Intervention Sequence	InterventionSequence	SQ	1	
(0018,0037)	<i>Therapy Type</i>	<i>TherapyType</i>	CS	1	RET
(0018,0038)	Intervention Status	InterventionStatus	CS	1	
(0018,0039)	<i>Therapy Description</i>	<i>TherapyDescription</i>	CS	1	RET
(0018,003A)	Intervention Description	InterventionDescription	ST	1	
(0018,0040)	Cine Rate	CineRate	IS	1	
(0018,0042)	Initial Cine Run State	InitialCineRunState	CS	1	
(0018,0050)	Slice Thickness	SliceThickness	DS	1	
(0018,0060)	KVP	KVP	DS	1	
(0018,0061)			DS	1	RET
(0018,0070)	Counts Accumulated	CountsAccumulated	IS	1	
(0018,0071)	Acquisition Termination Condition	AcquisitionTerminationCondition	CS	1	
(0018,0072)	Effective Duration	EffectiveDuration	DS	1	
(0018,0073)	Acquisition Start Condition	AcquisitionStartCondition	CS	1	
(0018,0074)	Acquisition Start Condition Data	AcquisitionStartConditionData	IS	1	
(0018,0075)	Acquisition Termination Condition Data	AcquisitionTerminationConditionData	IS	1	
(0018,0080)	Repetition Time	RepetitionTime	DS	1	
(0018,0081)	Echo Time	EchoTime	DS	1	
(0018,0082)	Inversion Time	InversionTime	DS	1	
(0018,0083)	Number of Averages	NumberOfAverages	DS	1	

Tag	Name	Keyword	VR	VM	
(0018,0084)	Imaging Frequency	ImagingFrequency	DS	1	
(0018,0085)	Imaged Nucleus	ImagedNucleus	SH	1	
(0018,0086)	Echo Number(s)	EchoNumbers	IS	1-n	
(0018,0087)	Magnetic Field Strength	MagneticFieldStrength	DS	1	
(0018,0088)	Spacing Between Slices	SpacingBetweenSlices	DS	1	
(0018,0089)	Number of Phase Encoding Steps	NumberOfPhaseEncodingSteps	IS	1	
(0018,0090)	Data Collection Diameter	DataCollectionDiameter	DS	1	
(0018,0091)	Echo Train Length	EchoTrainLength	IS	1	
(0018,0093)	Percent Sampling	PercentSampling	DS	1	
(0018,0094)	Percent Phase Field of View	PercentPhaseFieldOfView	DS	1	
(0018,0095)	Pixel Bandwidth	PixelBandwidth	DS	1	
(0018,1000)	Device Serial Number	DeviceSerialNumber	LO	1	
(0018,1002)	Device UID	DeviceUID	UI	1	
(0018,1003)	Device ID	DeviceID	LO	1	
(0018,1004)	Plate ID	PlateID	LO	1	
(0018,1005)	Generator ID	GeneratorID	LO	1	
(0018,1006)	Grid ID	GridID	LO	1	
(0018,1007)	Cassette ID	CassetteID	LO	1	
(0018,1008)	Gantry ID	GantryID	LO	1	
(0018,1009)	Unique Device Identifier	UniqueDeviceIdentifier	UT	1	
(0018,100A)	UDI Sequence	UDISequence	SQ	1	
(0018,1010)	Secondary Capture Device ID	SecondaryCaptureDeviceID	LO	1	
(0018,1011)	<i>Hardcopy Creation Device ID</i>	<i>HardcopyCreationDeviceID</i>	LO	1	RET
(0018,1012)	Date of Secondary Capture	DateOfSecondaryCapture	DA	1	
(0018,1014)	Time of Secondary Capture	TimeOfSecondaryCapture	TM	1	
(0018,1016)	Secondary Capture Device Manufacturer	SecondaryCaptureDeviceManufacturer	LO	1	
(0018,1017)	<i>Hardcopy Device Manufacturer</i>	<i>HardcopyDeviceManufacturer</i>	LO	1	RET
(0018,1018)	Secondary Capture Device Manufacturer's Model Name	SecondaryCaptureDeviceManufacturerModelName	LO	1	
(0018,1019)	Secondary Capture Device Software Versions	SecondaryCaptureDeviceSoftwareVersions	LO	1-n	
(0018,101A)	<i>Hardcopy Device Software Version</i>	<i>HardcopyDeviceSoftwareVersion</i>	LO	1-n	RET
(0018,101B)	<i>Hardcopy Device Manufacturer's Model Name</i>	<i>HardcopyDeviceManufacturerModelName</i>	LO	1	RET
(0018,1020)	Software Version(s)	SoftwareVersions	LO	1-n	
(0018,1022)	Video Image Format Acquired	VideoImageFormatAcquired	SH	1	
(0018,1023)	Digital Image Format Acquired	DigitalImageFormatAcquired	LO	1	
(0018,1030)	Protocol Name	ProtocolName	LO	1	
(0018,1040)	Contrast/Bolus Route	ContrastBolusRoute	LO	1	
(0018,1041)	Contrast/Bolus Volume	ContrastBolusVolume	DS	1	
(0018,1042)	Contrast/Bolus Start Time	ContrastBolusStartTime	TM	1	
(0018,1043)	Contrast/Bolus Stop Time	ContrastBolusStopTime	TM	1	

Tag	Name	Keyword	VR	VM	
(0018,1044)	Contrast/Bolus Total Dose	ContrastBolusTotalDose	DS	1	
(0018,1045)	Syringe Counts	SyringeCounts	IS	1	
(0018,1046)	Contrast Flow Rate	ContrastFlowRate	DS	1-n	
(0018,1047)	Contrast Flow Duration	ContrastFlowDuration	DS	1-n	
(0018,1048)	Contrast/Bolus Ingredient	ContrastBolusIngredient	CS	1	
(0018,1049)	Contrast/Bolus Ingredient Concentration	ContrastBolusIngredient Concentration	DS	1	
(0018,1050)	Spatial Resolution	SpatialResolution	DS	1	
(0018,1060)	Trigger Time	TriggerTime	DS	1	
(0018,1061)	Trigger Source or Type	TriggerSourceOrType	LO	1	
(0018,1062)	Nominal Interval	NominalInterval	IS	1	
(0018,1063)	Frame Time	FrameTime	DS	1	
(0018,1064)	Cardiac Framing Type	CardiacFramingType	LO	1	
(0018,1065)	Frame Time Vector	FrameTimeVector	DS	1-n	
(0018,1066)	Frame Delay	FrameDelay	DS	1	
(0018,1067)	Image Trigger Delay	ImageTriggerDelay	DS	1	
(0018,1068)	Multiplex Group Time Offset	MultiplexGroupTimeOffset	DS	1	
(0018,1069)	Trigger Time Offset	TriggerTimeOffset	DS	1	
(0018,106A)	Synchronization Trigger	SynchronizationTrigger	CS	1	
(0018,106C)	Synchronization Channel	SynchronizationChannel	US	2	
(0018,106E)	Trigger Sample Position	TriggerSamplePosition	UL	1	
(0018,1070)	Radiopharmaceutical Route	RadiopharmaceuticalRoute	LO	1	
(0018,1071)	Radiopharmaceutical Volume	RadiopharmaceuticalVolume	DS	1	
(0018,1072)	Radiopharmaceutical Start Time	RadiopharmaceuticalStartTime	TM	1	
(0018,1073)	Radiopharmaceutical Stop Time	RadiopharmaceuticalStopTime	TM	1	
(0018,1074)	Radionuclide Total Dose	RadionuclideTotalDose	DS	1	
(0018,1075)	Radionuclide Half Life	RadionuclideHalfLife	DS	1	
(0018,1076)	Radionuclide Positron Fraction	RadionuclidePositronFraction	DS	1	
(0018,1077)	Radiopharmaceutical Specific Activity	RadiopharmaceuticalSpecific Activity	DS	1	
(0018,1078)	Radiopharmaceutical Start DateTime	RadiopharmaceuticalStartDate Time	DT	1	
(0018,1079)	Radiopharmaceutical Stop DateTime	RadiopharmaceuticalStopDate Time	DT	1	
(0018,1080)	Beat Rejection Flag	BeatRejectionFlag	CS	1	
(0018,1081)	Low R-R Value	LowRRValue	IS	1	
(0018,1082)	High R-R Value	HighRRValue	IS	1	
(0018,1083)	Intervals Acquired	IntervalsAcquired	IS	1	
(0018,1084)	Intervals Rejected	IntervalsRejected	IS	1	
(0018,1085)	PVC Rejection	PVCRejection	LO	1	
(0018,1086)	Skip Beats	SkipBeats	IS	1	
(0018,1088)	Heart Rate	HeartRate	IS	1	
(0018,1090)	Cardiac Number of Images	CardiacNumberOfImages	IS	1	

Tag	Name	Keyword	VR	VM	
(0018,1094)	Trigger Window	TriggerWindow	IS	1	
(0018,1100)	Reconstruction Diameter	ReconstructionDiameter	DS	1	
(0018,1110)	Distance Source to Detector	DistanceSourceToDetector	DS	1	
(0018,1111)	Distance Source to Patient	DistanceSourceToPatient	DS	1	
(0018,1114)	Estimated Radiographic Magnification Factor	EstimatedRadiographicMagnificationFactor	DS	1	
(0018,1120)	Gantry/Detector Tilt	GantryDetectorTilt	DS	1	
(0018,1121)	Gantry/Detector Slew	GantryDetectorSlew	DS	1	
(0018,1130)	Table Height	TableHeight	DS	1	
(0018,1131)	Table Traverse	TableTraverse	DS	1	
(0018,1134)	Table Motion	TableMotion	CS	1	
(0018,1135)	Table Vertical Increment	TableVerticalIncrement	DS	1-n	
(0018,1136)	Table Lateral Increment	TableLateralIncrement	DS	1-n	
(0018,1137)	Table Longitudinal Increment	TableLongitudinalIncrement	DS	1-n	
(0018,1138)	Table Angle	TableAngle	DS	1	
(0018,113A)	Table Type	TableType	CS	1	
(0018,1140)	Rotation Direction	RotationDirection	CS	1	
(0018,1141)	Angular Position	AngularPosition	DS	1	RET
(0018,1142)	Radial Position	RadialPosition	DS	1-n	
(0018,1143)	Scan Arc	ScanArc	DS	1	
(0018,1144)	Angular Step	AngularStep	DS	1	
(0018,1145)	Center of Rotation Offset	CenterOfRotationOffset	DS	1	
(0018,1146)	Rotation Offset	RotationOffset	DS	1-n	RET
(0018,1147)	Field of View Shape	FieldOfViewShape	CS	1	
(0018,1149)	Field of View Dimension(s)	FieldOfViewDimensions	IS	1-2	
(0018,1150)	Exposure Time	ExposureTime	IS	1	
(0018,1151)	X-Ray Tube Current	XRayTubeCurrent	IS	1	
(0018,1152)	Exposure	Exposure	IS	1	
(0018,1153)	Exposure in $\mu$ As	ExposureInuAs	IS	1	
(0018,1154)	Average Pulse Width	AveragePulseWidth	DS	1	
(0018,1155)	Radiation Setting	RadiationSetting	CS	1	
(0018,1156)	Rectification Type	RectificationType	CS	1	
(0018,115A)	Radiation Mode	RadiationMode	CS	1	
(0018,115E)	Image and Fluoroscopy Area Dose Product	ImageAndFluoroscopyAreaDoseProduct	DS	1	
(0018,1160)	Filter Type	FilterType	SH	1	
(0018,1161)	Type of Filters	TypeOfFilters	LO	1-n	
(0018,1162)	Intensifier Size	IntensifierSize	DS	1	
(0018,1164)	Imager Pixel Spacing	ImagerPixelSpacing	DS	2	
(0018,1166)	Grid	Grid	CS	1-n	
(0018,1170)	Generator Power	GeneratorPower	IS	1	
(0018,1180)	Collimator/grid Name	CollimatorGridName	SH	1	

Tag	Name	Keyword	VR	VM	
(0018,1181)	Collimator Type	CollimatorType	CS	1	
(0018,1182)	Focal Distance	FocalDistance	IS	1-2	
(0018,1183)	X Focus Center	XFocusCenter	DS	1-2	
(0018,1184)	Y Focus Center	YFocusCenter	DS	1-2	
(0018,1190)	Focal Spot(s)	FocalSpots	DS	1-n	
(0018,1191)	Anode Target Material	AnodeTargetMaterial	CS	1	
(0018,11A0)	Body Part Thickness	BodyPartThickness	DS	1	
(0018,11A2)	Compression Force	CompressionForce	DS	1	
(0018,11A3)	Compression Pressure	CompressionPressure	DS	1	
(0018,11A4)	Paddle Description	PaddleDescription	LO	1	
(0018,11A5)	Compression Contact Area	CompressionContactArea	DS	1	
(0018,1200)	Date of Last Calibration	DateOfLastCalibration	DA	1-n	
(0018,1201)	Time of Last Calibration	TimeOfLastCalibration	TM	1-n	
(0018,1202)	DateTime of Last Calibration	DateTimeOfLastCalibration	DT	1	
(0018,1210)	Convolution Kernel	ConvolutionKernel	SH	1-n	
(0018,1240)	Upper/Lower Pixel Values	UpperLowerPixelValues	IS	1-n	RET
(0018,1242)	Actual Frame Duration	ActualFrameDuration	IS	1	
(0018,1243)	Count Rate	CountRate	IS	1	
(0018,1244)	Preferred Playback Sequencing	PreferredPlaybackSequencing	US	1	
(0018,1250)	Receive Coil Name	ReceiveCoilName	SH	1	
(0018,1251)	Transmit Coil Name	TransmitCoilName	SH	1	
(0018,1260)	Plate Type	PlateType	SH	1	
(0018,1261)	Phosphor Type	PhosphorType	LO	1	
(0018,1271)	Water Equivalent Diameter	WaterEquivalentDiameter	FD	1	
(0018,1272)	Water Equivalent Diameter Calculation Method Code Sequence	WaterEquivalentDiameter CalculationMethodCodeSequence	SQ	1	
(0018,1300)	Scan Velocity	ScanVelocity	DS	1	
(0018,1301)	Whole Body Technique	WholeBodyTechnique	CS	1-n	
(0018,1302)	Scan Length	ScanLength	IS	1	
(0018,1310)	Acquisition Matrix	AcquisitionMatrix	US	4	
(0018,1312)	In-plane Phase Encoding Direction	InPlanePhaseEncodingDirection	CS	1	
(0018,1314)	Flip Angle	FlipAngle	DS	1	
(0018,1315)	Variable Flip Angle Flag	VariableFlipAngleFlag	CS	1	
(0018,1316)	SAR	SAR	DS	1	
(0018,1318)	dB/dt	dBdt	DS	1	
(0018,1320)	B1rms	B1rms	FL	1	
(0018,1400)	Acquisition Device Processing Description	AcquisitionDeviceProcessing Description	LO	1	
(0018,1401)	Acquisition Device Processing Code	AcquisitionDeviceProcessingCode	LO	1	
(0018,1402)	Cassette Orientation	CassetteOrientation	CS	1	
(0018,1403)	Cassette Size	CassetteSize	CS	1	

Tag	Name	Keyword	VR	VM	
(0018,1404)	Exposures on Plate	ExposuresOnPlate	US	1	
(0018,1405)	Relative X-Ray Exposure	RelativeXRayExposure	IS	1	
(0018,1411)	Exposure Index	ExposureIndex	DS	1	
(0018,1412)	Target Exposure Index	TargetExposureIndex	DS	1	
(0018,1413)	Deviation Index	DeviationIndex	DS	1	
(0018,1450)	Column Angulation	ColumnAngulation	DS	1	
(0018,1460)	Tomo Layer Height	TomoLayerHeight	DS	1	
(0018,1470)	Tomo Angle	TomoAngle	DS	1	
(0018,1480)	Tomo Time	TomoTime	DS	1	
(0018,1490)	Tomo Type	TomoType	CS	1	
(0018,1491)	Tomo Class	TomoClass	CS	1	
(0018,1495)	Number of Tomosynthesis Source Images	NumberOfTomosynthesisSourceImages	IS	1	
(0018,1500)	Positioner Motion	PositionerMotion	CS	1	
(0018,1508)	Positioner Type	PositionerType	CS	1	
(0018,1510)	Positioner Primary Angle	PositionerPrimaryAngle	DS	1	
(0018,1511)	Positioner Secondary Angle	PositionerSecondaryAngle	DS	1	
(0018,1520)	Positioner Primary Angle Increment	PositionerPrimaryAngleIncrement	DS	1-n	
(0018,1521)	Positioner Secondary Angle Increment	PositionerSecondaryAngleIncrement	DS	1-n	
(0018,1530)	Detector Primary Angle	DetectorPrimaryAngle	DS	1	
(0018,1531)	Detector Secondary Angle	DetectorSecondaryAngle	DS	1	
(0018,1600)	Shutter Shape	ShutterShape	CS	1-3	
(0018,1602)	Shutter Left Vertical Edge	ShutterLeftVerticalEdge	IS	1	
(0018,1604)	Shutter Right Vertical Edge	ShutterRightVerticalEdge	IS	1	
(0018,1606)	Shutter Upper Horizontal Edge	ShutterUpperHorizontalEdge	IS	1	
(0018,1608)	Shutter Lower Horizontal Edge	ShutterLowerHorizontalEdge	IS	1	
(0018,1610)	Center of Circular Shutter	CenterOfCircularShutter	IS	2	
(0018,1612)	Radius of Circular Shutter	RadiusOfCircularShutter	IS	1	
(0018,1620)	Vertices of the Polygonal Shutter	VerticesOfThePolygonalShutter	IS	2-2n	
(0018,1622)	Shutter Presentation Value	ShutterPresentationValue	US	1	
(0018,1623)	Shutter Overlay Group	ShutterOverlayGroup	US	1	
(0018,1624)	Shutter Presentation Color CIE Lab Value	ShutterPresentationColorCIE Lab Value	US	3	
(0018,1700)	Collimator Shape	CollimatorShape	CS	1-3	
(0018,1702)	Collimator Left Vertical Edge	CollimatorLeftVerticalEdge	IS	1	
(0018,1704)	Collimator Right Vertical Edge	CollimatorRightVerticalEdge	IS	1	
(0018,1706)	Collimator Upper Horizontal Edge	CollimatorUpperHorizontalEdge	IS	1	
(0018,1708)	Collimator Lower Horizontal Edge	CollimatorLowerHorizontalEdge	IS	1	
(0018,1710)	Center of Circular Collimator	CenterOfCircularCollimator	IS	2	
(0018,1712)	Radius of Circular Collimator	RadiusOfCircularCollimator	IS	1	
(0018,1720)	Vertices of the Polygonal Collimator	VerticesOfThePolygonalCollimator	IS	2-2n	

Tag	Name	Keyword	VR	VM	
(0018,1800)	Acquisition Time Synchronized	AcquisitionTimeSynchronized	CS	1	
(0018,1801)	Time Source	TimeSource	SH	1	
(0018,1802)	Time Distribution Protocol	TimeDistributionProtocol	CS	1	
(0018,1803)	NTP Source Address	NTPSourceAddress	LO	1	
(0018,2001)	Page Number Vector	PageNumberVector	IS	1-n	
(0018,2002)	Frame Label Vector	FrameLabelVector	SH	1-n	
(0018,2003)	Frame Primary Angle Vector	FramePrimaryAngleVector	DS	1-n	
(0018,2004)	Frame Secondary Angle Vector	FrameSecondaryAngleVector	DS	1-n	
(0018,2005)	Slice Location Vector	SliceLocationVector	DS	1-n	
(0018,2006)	Display Window Label Vector	DisplayWindowLabelVector	SH	1-n	
(0018,2010)	Nominal Scanned Pixel Spacing	NominalScannedPixelSpacing	DS	2	
(0018,2020)	Digitizing Device Transport Direction	DigitizingDeviceTransportDirection	CS	1	
(0018,2030)	Rotation of Scanned Film	RotationOfScannedFilm	DS	1	
(0018,2041)	Biopsy Target Sequence	BiopsyTargetSequence	SQ	1	
(0018,2042)	Target UID	TargetUID	UI	1	
(0018,2043)	Localizing Cursor Position	LocalizingCursorPosition	FL	2	
(0018,2044)	Calculated Target Position	CalculatedTargetPosition	FL	3	
(0018,2045)	Target Label	TargetLabel	SH	1	
(0018,2046)	Displayed Z Value	DisplayedZValue	FL	1	
(0018,3100)	IVUS Acquisition	IVUSAcquisition	CS	1	
(0018,3101)	IVUS Pullback Rate	IVUSPullbackRate	DS	1	
(0018,3102)	IVUS Gated Rate	IVUSGatedRate	DS	1	
(0018,3103)	IVUS Pullback Start Frame Number	IVUSPullbackStartFrameNumber	IS	1	
(0018,3104)	IVUS Pullback Stop Frame Number	IVUSPullbackStopFrameNumber	IS	1	
(0018,3105)	Lesion Number	LesionNumber	IS	1-n	
(0018,4000)	Acquisition Comments	AcquisitionComments	LT	1	RET
(0018,5000)	Output Power	OutputPower	SH	1-n	
(0018,5010)	Transducer Data	TransducerData	LO	1-n	
(0018,5012)	Focus Depth	FocusDepth	DS	1	
(0018,5020)	Processing Function	ProcessingFunction	LO	1	
(0018,5021)	Postprocessing Function	PostprocessingFunction	LO	1	RET
(0018,5022)	Mechanical Index	MechanicalIndex	DS	1	
(0018,5024)	Bone Thermal Index	BoneThermalIndex	DS	1	
(0018,5026)	Cranial Thermal Index	CranialThermalIndex	DS	1	
(0018,5027)	Soft Tissue Thermal Index	SoftTissueThermalIndex	DS	1	
(0018,5028)	Soft Tissue-focus Thermal Index	SoftTissueFocusThermalIndex	DS	1	
(0018,5029)	Soft Tissue-surface Thermal Index	SoftTissueSurfaceThermalIndex	DS	1	
(0018,5030)	Dynamic Range	DynamicRange	DS	1	RET
(0018,5040)	Total Gain	TotalGain	DS	1	RET
(0018,5050)	Depth of Scan Field	DepthOfScanField	IS	1	
(0018,5100)	Patient Position	PatientPosition	CS	1	

Tag	Name	Keyword	VR	VM	
(0018,5101)	View Position	ViewPosition	CS	1	
(0018,5104)	Projection Eponymous Name Code Sequence	ProjectionEponymousNameCodeSequence	SQ	1	
(0018,5210)	<i>Image Transformation Matrix</i>	<i>ImageTransformationMatrix</i>	DS	6	RET
(0018,5212)	<i>Image Translation Vector</i>	<i>ImageTranslationVector</i>	DS	3	RET
(0018,6000)	Sensitivity	Sensitivity	DS	1	
(0018,6011)	Sequence of Ultrasound Regions	SequenceOfUltrasoundRegions	SQ	1	
(0018,6012)	Region Spatial Format	RegionSpatialFormat	US	1	
(0018,6014)	Region Data Type	RegionDataType	US	1	
(0018,6016)	Region Flags	RegionFlags	UL	1	
(0018,6018)	Region Location Min X0	RegionLocationMinX0	UL	1	
(0018,601A)	Region Location Min Y0	RegionLocationMinY0	UL	1	
(0018,601C)	Region Location Max X1	RegionLocationMaxX1	UL	1	
(0018,601E)	Region Location Max Y1	RegionLocationMaxY1	UL	1	
(0018,6020)	Reference Pixel X0	ReferencePixelX0	SL	1	
(0018,6022)	Reference Pixel Y0	ReferencePixelY0	SL	1	
(0018,6024)	Physical Units X Direction	PhysicalUnitsXDirection	US	1	
(0018,6026)	Physical Units Y Direction	PhysicalUnitsYDirection	US	1	
(0018,6028)	Reference Pixel Physical Value X	ReferencePixelPhysicalValueX	FD	1	
(0018,602A)	Reference Pixel Physical Value Y	ReferencePixelPhysicalValueY	FD	1	
(0018,602C)	Physical Delta X	PhysicalDeltaX	FD	1	
(0018,602E)	Physical Delta Y	PhysicalDeltaY	FD	1	
(0018,6030)	Transducer Frequency	TransducerFrequency	UL	1	
(0018,6031)	Transducer Type	TransducerType	CS	1	
(0018,6032)	Pulse Repetition Frequency	PulseRepetitionFrequency	UL	1	
(0018,6034)	Doppler Correction Angle	DopplerCorrectionAngle	FD	1	
(0018,6036)	Steering Angle	SteeringAngle	FD	1	
(0018,6038)	<i>Doppler Sample Volume X Position (Retired)</i>	<i>DopplerSampleVolumeXPosition Retired</i>	UL	1	RET
(0018,6039)	Doppler Sample Volume X Position	DopplerSampleVolumeXPosition	SL	1	
(0018,603A)	<i>Doppler Sample Volume Y Position (Retired)</i>	<i>DopplerSampleVolumeYPosition Retired</i>	UL	1	RET
(0018,603B)	Doppler Sample Volume Y Position	DopplerSampleVolumeYPosition	SL	1	
(0018,603C)	<i>TM-Line Position X0 (Retired)</i>	<i>TMLinePositionX0Retired</i>	UL	1	RET
(0018,603D)	TM-Line Position X0	TMLinePositionX0	SL	1	
(0018,603E)	<i>TM-Line Position Y0 (Retired)</i>	<i>TMLinePositionY0Retired</i>	UL	1	RET
(0018,603F)	TM-Line Position Y0	TMLinePositionY0	SL	1	
(0018,6040)	<i>TM-Line Position X1 (Retired)</i>	<i>TMLinePositionX1Retired</i>	UL	1	RET
(0018,6041)	TM-Line Position X1	TMLinePositionX1	SL	1	
(0018,6042)	<i>TM-Line Position Y1 (Retired)</i>	<i>TMLinePositionY1Retired</i>	UL	1	RET
(0018,6043)	TM-Line Position Y1	TMLinePositionY1	SL	1	
(0018,6044)	Pixel Component Organization	PixelComponentOrganization	US	1	



Tag	Name	Keyword	VR	VM	
(0018,6046)	Pixel Component Mask	PixelComponentMask	UL	1	
(0018,6048)	Pixel Component Range Start	PixelComponentRangeStart	UL	1	
(0018,604A)	Pixel Component Range Stop	PixelComponentRangeStop	UL	1	
(0018,604C)	Pixel Component Physical Units	PixelComponentPhysicalUnits	US	1	
(0018,604E)	Pixel Component Data Type	PixelComponentDataType	US	1	
(0018,6050)	Number of Table Break Points	NumberOfTableBreakPoints	UL	1	
(0018,6052)	Table of X Break Points	TableOfXBreakPoints	UL	1-n	
(0018,6054)	Table of Y Break Points	TableOfYBreakPoints	FD	1-n	
(0018,6056)	Number of Table Entries	NumberOfTableEntries	UL	1	
(0018,6058)	Table of Pixel Values	TableOfPixelValues	UL	1-n	
(0018,605A)	Table of Parameter Values	TableOfParameterValues	FL	1-n	
(0018,6060)	R Wave Time Vector	RWaveTimeVector	FL	1-n	
(0018,7000)	Detector Conditions Nominal Flag	DetectorConditionsNominalFlag	CS	1	
(0018,7001)	Detector Temperature	DetectorTemperature	DS	1	
(0018,7004)	Detector Type	DetectorType	CS	1	
(0018,7005)	Detector Configuration	DetectorConfiguration	CS	1	
(0018,7006)	Detector Description	DetectorDescription	LT	1	
(0018,7008)	Detector Mode	DetectorMode	LT	1	
(0018,700A)	Detector ID	DetectorID	SH	1	
(0018,700C)	Date of Last Detector Calibration	DateOfLastDetectorCalibration	DA	1	
(0018,700E)	Time of Last Detector Calibration	TimeOfLastDetectorCalibration	TM	1	
(0018,7010)	Exposures on Detector Since Last Calibration	ExposuresOnDetectorSinceLast Calibration	IS	1	
(0018,7011)	Exposures on Detector Since Manufactured	ExposuresOnDetectorSince Manufactured	IS	1	
(0018,7012)	Detector Time Since Last Exposure	DetectorTimeSinceLastExposure	DS	1	
(0018,7014)	Detector Active Time	DetectorActiveTime	DS	1	
(0018,7016)	Detector Activation Offset From Exposure	DetectorActivationOffsetFrom Exposure	DS	1	
(0018,701A)	Detector Binning	DetectorBinning	DS	2	
(0018,7020)	Detector Element Physical Size	DetectorElementPhysicalSize	DS	2	
(0018,7022)	Detector Element Spacing	DetectorElementSpacing	DS	2	
(0018,7024)	Detector Active Shape	DetectorActiveShape	CS	1	
(0018,7026)	Detector Active Dimension(s)	DetectorActiveDimensions	DS	1-2	
(0018,7028)	Detector Active Origin	DetectorActiveOrigin	DS	2	
(0018,702A)	Detector Manufacturer Name	DetectorManufacturerName	LO	1	
(0018,702B)	Detector Manufacturer's Model Name	DetectorManufacturerModelName	LO	1	
(0018,7030)	Field of View Origin	FieldOfViewOrigin	DS	2	
(0018,7032)	Field of View Rotation	FieldOfViewRotation	DS	1	
(0018,7034)	Field of View Horizontal Flip	FieldOfViewHorizontalFlip	CS	1	
(0018,7036)	Pixel Data Area Origin Relative To FOV	PixelDataAreaOriginRelativeTo FOV	FL	2	

Tag	Name	Keyword	VR	VM	
(0018,7038)	Pixel Data Area Rotation Angle Relative To FOV	PixelDataAreaRotationAngleRelativeToFOV	FL	1	
(0018,7040)	Grid Absorbing Material	GridAbsorbingMaterial	LT	1	
(0018,7041)	Grid Spacing Material	GridSpacingMaterial	LT	1	
(0018,7042)	Grid Thickness	GridThickness	DS	1	
(0018,7044)	Grid Pitch	GridPitch	DS	1	
(0018,7046)	Grid Aspect Ratio	GridAspectRatio	IS	2	
(0018,7048)	Grid Period	GridPeriod	DS	1	
(0018,704C)	Grid Focal Distance	GridFocalDistance	DS	1	
(0018,7050)	Filter Material	FilterMaterial	CS	1-n	
(0018,7052)	Filter Thickness Minimum	FilterThicknessMinimum	DS	1-n	
(0018,7054)	Filter Thickness Maximum	FilterThicknessMaximum	DS	1-n	
(0018,7056)	Filter Beam Path Length Minimum	FilterBeamPathLengthMinimum	FL	1-n	
(0018,7058)	Filter Beam Path Length Maximum	FilterBeamPathLengthMaximum	FL	1-n	
(0018,7060)	Exposure Control Mode	ExposureControlMode	CS	1	
(0018,7062)	Exposure Control Mode Description	ExposureControlModeDescription	LT	1	
(0018,7064)	Exposure Status	ExposureStatus	CS	1	
(0018,7065)	Phototimer Setting	PhototimerSetting	DS	1	
(0018,8150)	Exposure Time in $\mu$ S	ExposureTimeInuS	DS	1	
(0018,8151)	X-Ray Tube Current in $\mu$ A	XRayTubeCurrentInuA	DS	1	
(0018,9004)	Content Qualification	ContentQualification	CS	1	
(0018,9005)	Pulse Sequence Name	PulseSequenceName	SH	1	
(0018,9006)	MR Imaging Modifier Sequence	MRImagingModifierSequence	SQ	1	
(0018,9008)	Echo Pulse Sequence	EchoPulseSequence	CS	1	
(0018,9009)	Inversion Recovery	InversionRecovery	CS	1	
(0018,9010)	Flow Compensation	FlowCompensation	CS	1	
(0018,9011)	Multiple Spin Echo	MultipleSpinEcho	CS	1	
(0018,9012)	Multi-planar Excitation	MultiPlanarExcitation	CS	1	
(0018,9014)	Phase Contrast	PhaseContrast	CS	1	
(0018,9015)	Time of Flight Contrast	TimeOfFlightContrast	CS	1	
(0018,9016)	Spoiling	Spoiling	CS	1	
(0018,9017)	Steady State Pulse Sequence	SteadyStatePulseSequence	CS	1	
(0018,9018)	Echo Planar Pulse Sequence	EchoPlanarPulseSequence	CS	1	
(0018,9019)	Tag Angle First Axis	TagAngleFirstAxis	FD	1	
(0018,9020)	Magnetization Transfer	MagnetizationTransfer	CS	1	
(0018,9021)	T2 Preparation	T2Preparation	CS	1	
(0018,9022)	Blood Signal Nulling	BloodSignalNulling	CS	1	
(0018,9024)	Saturation Recovery	SaturationRecovery	CS	1	
(0018,9025)	Spectrally Selected Suppression	SpectrallySelectedSuppression	CS	1	
(0018,9026)	Spectrally Selected Excitation	SpectrallySelectedExcitation	CS	1	
(0018,9027)	Spatial Pre-saturation	SpatialPresaturation	CS	1	
(0018,9028)	Tagging	Tagging	CS	1	

Tag	Name	Keyword	VR	VM	
(0018,9029)	Oversampling Phase	OversamplingPhase	CS	1	
(0018,9030)	Tag Spacing First Dimension	TagSpacingFirstDimension	FD	1	
(0018,9032)	Geometry of k-Space Traversal	GeometryOfKSpaceTraversal	CS	1	
(0018,9033)	Segmented k-Space Traversal	SegmentedKSpaceTraversal	CS	1	
(0018,9034)	Rectilinear Phase Encode Reordering	RectilinearPhaseEncodeReordering	CS	1	
(0018,9035)	Tag Thickness	TagThickness	FD	1	
(0018,9036)	Partial Fourier Direction	PartialFourierDirection	CS	1	
(0018,9037)	Cardiac Synchronization Technique	CardiacSynchronizationTechnique	CS	1	
(0018,9041)	Receive Coil Manufacturer Name	ReceiveCoilManufacturerName	LO	1	
(0018,9042)	MR Receive Coil Sequence	MRReceiveCoilSequence	SQ	1	
(0018,9043)	Receive Coil Type	ReceiveCoilType	CS	1	
(0018,9044)	Quadrature Receive Coil	QuadratureReceiveCoil	CS	1	
(0018,9045)	Multi-Coil Definition Sequence	MultiCoilDefinitionSequence	SQ	1	
(0018,9046)	Multi-Coil Configuration	MultiCoilConfiguration	LO	1	
(0018,9047)	Multi-Coil Element Name	MultiCoilElementName	SH	1	
(0018,9048)	Multi-Coil Element Used	MultiCoilElementUsed	CS	1	
(0018,9049)	MR Transmit Coil Sequence	MRTransmitCoilSequence	SQ	1	
(0018,9050)	Transmit Coil Manufacturer Name	TransmitCoilManufacturerName	LO	1	
(0018,9051)	Transmit Coil Type	TransmitCoilType	CS	1	
(0018,9052)	Spectral Width	SpectralWidth	FD	1-2	
(0018,9053)	Chemical Shift Reference	ChemicalShiftReference	FD	1-2	
(0018,9054)	Volume Localization Technique	VolumeLocalizationTechnique	CS	1	
(0018,9058)	MR Acquisition Frequency Encoding Steps	MRAcquisitionFrequencyEncodingSteps	US	1	
(0018,9059)	De-coupling	Decoupling	CS	1	
(0018,9060)	De-coupled Nucleus	DecoupledNucleus	CS	1-2	
(0018,9061)	De-coupling Frequency	DecouplingFrequency	FD	1-2	
(0018,9062)	De-coupling Method	DecouplingMethod	CS	1	
(0018,9063)	De-coupling Chemical Shift Reference	DecouplingChemicalShiftReference	FD	1-2	
(0018,9064)	k-space Filtering	KSpaceFiltering	CS	1	
(0018,9065)	Time Domain Filtering	TimeDomainFiltering	CS	1-2	
(0018,9066)	Number of Zero Fills	NumberOfZeroFills	US	1-2	
(0018,9067)	Baseline Correction	BaselineCorrection	CS	1	
(0018,9069)	Parallel Reduction Factor In-plane	ParallelReductionFactorInPlane	FD	1	
(0018,9070)	Cardiac R-R Interval Specified	CardiacRRIntervalSpecified	FD	1	
(0018,9073)	Acquisition Duration	AcquisitionDuration	FD	1	
(0018,9074)	Frame Acquisition DateTime	FrameAcquisitionDateTime	DT	1	
(0018,9075)	Diffusion Directionality	DiffusionDirectionality	CS	1	
(0018,9076)	Diffusion Gradient Direction Sequence	DiffusionGradientDirectionSequence	SQ	1	
(0018,9077)	Parallel Acquisition	ParallelAcquisition	CS	1	

Tag	Name	Keyword	VR	VM	
(0018,9078)	Parallel Acquisition Technique	ParallelAcquisitionTechnique	CS	1	
(0018,9079)	Inversion Times	InversionTimes	FD	1-n	
(0018,9080)	Metabolite Map Description	MetaboliteMapDescription	ST	1	
(0018,9081)	Partial Fourier	PartialFourier	CS	1	
(0018,9082)	Effective Echo Time	EffectiveEchoTime	FD	1	
(0018,9083)	Metabolite Map Code Sequence	MetaboliteMapCodeSequence	SQ	1	
(0018,9084)	Chemical Shift Sequence	ChemicalShiftSequence	SQ	1	
(0018,9085)	Cardiac Signal Source	CardiacSignalSource	CS	1	
(0018,9087)	Diffusion b-value	DiffusionBValue	FD	1	
(0018,9089)	Diffusion Gradient Orientation	DiffusionGradientOrientation	FD	3	
(0018,9090)	Velocity Encoding Direction	VelocityEncodingDirection	FD	3	
(0018,9091)	Velocity Encoding Minimum Value	VelocityEncodingMinimumValue	FD	1	
(0018,9092)	Velocity Encoding Acquisition Sequence	VelocityEncodingAcquisitionSequence	SQ	1	
(0018,9093)	Number of k-Space Trajectories	NumberOfKSpaceTrajectories	US	1	
(0018,9094)	Coverage of k-Space	CoverageOfKSpace	CS	1	
(0018,9095)	Spectroscopy Acquisition Phase Rows	SpectroscopyAcquisitionPhaseRows	UL	1	
(0018,9096)	<i>Parallel Reduction Factor In-plane (Retired)</i>	<i>ParallelReductionFactorInPlane Retired</i>	<i>FD</i>	<i>1</i>	<i>RET</i>
(0018,9098)	Transmitter Frequency	TransmitterFrequency	FD	1-2	
(0018,9100)	Resonant Nucleus	ResonantNucleus	CS	1-2	
(0018,9101)	Frequency Correction	FrequencyCorrection	CS	1	
(0018,9103)	MR Spectroscopy FOV/Geometry Sequence	MRSpectroscopyFOVGeometrySequence	SQ	1	
(0018,9104)	Slab Thickness	SlabThickness	FD	1	
(0018,9105)	Slab Orientation	SlabOrientation	FD	3	
(0018,9106)	Mid Slab Position	MidSlabPosition	FD	3	
(0018,9107)	MR Spatial Saturation Sequence	MRSpatialSaturationSequence	SQ	1	
(0018,9112)	MR Timing and Related Parameters Sequence	MRTimingAndRelatedParametersSequence	SQ	1	
(0018,9114)	MR Echo Sequence	MREchoSequence	SQ	1	
(0018,9115)	MR Modifier Sequence	MRModifierSequence	SQ	1	
(0018,9117)	MR Diffusion Sequence	MRDiffusionSequence	SQ	1	
(0018,9118)	Cardiac Synchronization Sequence	CardiacSynchronizationSequence	SQ	1	
(0018,9119)	MR Averages Sequence	MRAveragesSequence	SQ	1	
(0018,9125)	MR FOV/Geometry Sequence	MRFOVGeometrySequence	SQ	1	
(0018,9126)	Volume Localization Sequence	VolumeLocalizationSequence	SQ	1	
(0018,9127)	Spectroscopy Acquisition Data Columns	SpectroscopyAcquisitionDataColumns	UL	1	
(0018,9147)	Diffusion Anisotropy Type	DiffusionAnisotropyType	CS	1	
(0018,9151)	Frame Reference DateTime	FrameReferenceDateTime	DT	1	
(0018,9152)	MR Metabolite Map Sequence	MRMetaboliteMapSequence	SQ	1	

Tag	Name	Keyword	VR	VM	
(0018,9155)	Parallel Reduction Factor out-of-plane	ParallelReductionFactorOutOfPlane	FD	1	
(0018,9159)	Spectroscopy Acquisition Out-of-plane Phase Steps	SpectroscopyAcquisitionOutOfPlanePhaseSteps	UL	1	
(0018,9166)	<i>Bulk Motion Status</i>	<i>BulkMotionStatus</i>	CS	1	RET
(0018,9168)	Parallel Reduction Factor Second In-plane	ParallelReductionFactorSecondInPlane	FD	1	
(0018,9169)	Cardiac Beat Rejection Technique	CardiacBeatRejectionTechnique	CS	1	
(0018,9170)	Respiratory Motion Compensation Technique	RespiratoryMotionCompensationTechnique	CS	1	
(0018,9171)	Respiratory Signal Source	RespiratorySignalSource	CS	1	
(0018,9172)	Bulk Motion Compensation Technique	BulkMotionCompensationTechnique	CS	1	
(0018,9173)	Bulk Motion Signal Source	BulkMotionSignalSource	CS	1	
(0018,9174)	Applicable Safety Standard Agency	ApplicableSafetyStandardAgency	CS	1	
(0018,9175)	Applicable Safety Standard Description	ApplicableSafetyStandardDescription	LO	1	
(0018,9176)	Operating Mode Sequence	OperatingModeSequence	SQ	1	
(0018,9177)	Operating Mode Type	OperatingModeType	CS	1	
(0018,9178)	Operating Mode	OperatingMode	CS	1	
(0018,9179)	Specific Absorption Rate Definition	SpecificAbsorptionRateDefinition	CS	1	
(0018,9180)	Gradient Output Type	GradientOutputType	CS	1	
(0018,9181)	Specific Absorption Rate Value	SpecificAbsorptionRateValue	FD	1	
(0018,9182)	Gradient Output	GradientOutput	FD	1	
(0018,9183)	Flow Compensation Direction	FlowCompensationDirection	CS	1	
(0018,9184)	Tagging Delay	TaggingDelay	FD	1	
(0018,9185)	Respiratory Motion Compensation Technique Description	RespiratoryMotionCompensationTechniqueDescription	ST	1	
(0018,9186)	Respiratory Signal Source ID	RespiratorySignalSourceID	SH	1	
(0018,9195)	<i>Chemical Shift Minimum Integration Limit in Hz</i>	<i>ChemicalShiftMinimumIntegrationLimitInHz</i>	FD	1	RET
(0018,9196)	<i>Chemical Shift Maximum Integration Limit in Hz</i>	<i>ChemicalShiftMaximumIntegrationLimitInHz</i>	FD	1	RET
(0018,9197)	MR Velocity Encoding Sequence	MRVelocityEncodingSequence	SQ	1	
(0018,9198)	First Order Phase Correction	FirstOrderPhaseCorrection	CS	1	
(0018,9199)	Water Referenced Phase Correction	WaterReferencedPhaseCorrection	CS	1	
(0018,9200)	MR Spectroscopy Acquisition Type	MRSpectroscopyAcquisitionType	CS	1	
(0018,9214)	Respiratory Cycle Position	RespiratoryCyclePosition	CS	1	
(0018,9217)	Velocity Encoding Maximum Value	VelocityEncodingMaximumValue	FD	1	
(0018,9218)	Tag Spacing Second Dimension	TagSpacingSecondDimension	FD	1	
(0018,9219)	Tag Angle Second Axis	TagAngleSecondAxis	SS	1	
(0018,9220)	Frame Acquisition Duration	FrameAcquisitionDuration	FD	1	
(0018,9226)	MR Image Frame Type Sequence	MRImageFrameTypeSequence	SQ	1	

Tag	Name	Keyword	VR	VM	
(0018,9227)	MR Spectroscopy Frame Type Sequence	MRSpectroscopyFrameTypeSequence	SQ	1	
(0018,9231)	MR Acquisition Phase Encoding Steps in-plane	MRAcquisitionPhaseEncodingStepsInPlane	US	1	
(0018,9232)	MR Acquisition Phase Encoding Steps out-of-plane	MRAcquisitionPhaseEncodingStepsOutOfPlane	US	1	
(0018,9234)	Spectroscopy Acquisition Phase Columns	SpectroscopyAcquisitionPhaseColumns	UL	1	
(0018,9236)	Cardiac Cycle Position	CardiacCyclePosition	CS	1	
(0018,9239)	Specific Absorption Rate Sequence	SpecificAbsorptionRateSequence	SQ	1	
(0018,9240)	RF Echo Train Length	RFEchoTrainLength	US	1	
(0018,9241)	Gradient Echo Train Length	GradientEchoTrainLength	US	1	
(0018,9250)	Arterial Spin Labeling Contrast	ArterialSpinLabelingContrast	CS	1	
(0018,9251)	MR Arterial Spin Labeling Sequence	MRArterialSpinLabelingSequence	SQ	1	
(0018,9252)	ASL Technique Description	ASLTechniqueDescription	LO	1	
(0018,9253)	ASL Slab Number	ASLSlabNumber	US	1	
(0018,9254)	ASL Slab Thickness	ASLSlabThickness	FD	1	
(0018,9255)	ASL Slab Orientation	ASLSlabOrientation	FD	3	
(0018,9256)	ASL Mid Slab Position	ASLMidSlabPosition	FD	3	
(0018,9257)	ASL Context	ASLContext	CS	1	
(0018,9258)	ASL Pulse Train Duration	ASLPulseTrainDuration	UL	1	
(0018,9259)	ASL Crusher Flag	ASLCrusherFlag	CS	1	
(0018,925A)	ASL Crusher Flow Limit	ASLCrusherFlowLimit	FD	1	
(0018,925B)	ASL Crusher Description	ASLCrusherDescription	LO	1	
(0018,925C)	ASL Bolus Cut-off Flag	ASLBolusCutoffFlag	CS	1	
(0018,925D)	ASL Bolus Cut-off Timing Sequence	ASLBolusCutoffTimingSequence	SQ	1	
(0018,925E)	ASL Bolus Cut-off Technique	ASLBolusCutoffTechnique	LO	1	
(0018,925F)	ASL Bolus Cut-off Delay Time	ASLBolusCutoffDelayTime	UL	1	
(0018,9260)	ASL Slab Sequence	ASLSlabSequence	SQ	1	
(0018,9295)	Chemical Shift Minimum Integration Limit in ppm	ChemicalShiftMinimumIntegrationLimitInppm	FD	1	
(0018,9296)	Chemical Shift Maximum Integration Limit in ppm	ChemicalShiftMaximumIntegrationLimitInppm	FD	1	
(0018,9297)	Water Reference Acquisition	WaterReferenceAcquisition	CS	1	
(0018,9298)	Echo Peak Position	EchoPeakPosition	IS	1	
(0018,9301)	CT Acquisition Type Sequence	CTAcquisitionTypeSequence	SQ	1	
(0018,9302)	Acquisition Type	AcquisitionType	CS	1	
(0018,9303)	Tube Angle	TubeAngle	FD	1	
(0018,9304)	CT Acquisition Details Sequence	CTAcquisitionDetailsSequence	SQ	1	
(0018,9305)	Revolution Time	RevolutionTime	FD	1	
(0018,9306)	Single Collimation Width	SingleCollimationWidth	FD	1	
(0018,9307)	Total Collimation Width	TotalCollimationWidth	FD	1	
(0018,9308)	CT Table Dynamics Sequence	CTTableDynamicsSequence	SQ	1	

Tag	Name	Keyword	VR	VM	
(0018,9309)	Table Speed	TableSpeed	FD	1	
(0018,9310)	Table Feed per Rotation	TableFeedPerRotation	FD	1	
(0018,9311)	Spiral Pitch Factor	SpiralPitchFactor	FD	1	
(0018,9312)	CT Geometry Sequence	CTGeometrySequence	SQ	1	
(0018,9313)	Data Collection Center (Patient)	DataCollectionCenterPatient	FD	3	
(0018,9314)	CT Reconstruction Sequence	CTReconstructionSequence	SQ	1	
(0018,9315)	Reconstruction Algorithm	ReconstructionAlgorithm	CS	1	
(0018,9316)	Convolution Kernel Group	ConvolutionKernelGroup	CS	1	
(0018,9317)	Reconstruction Field of View	ReconstructionFieldOfView	FD	2	
(0018,9318)	Reconstruction Target Center (Patient)	ReconstructionTargetCenterPatient	FD	3	
(0018,9319)	Reconstruction Angle	ReconstructionAngle	FD	1	
(0018,9320)	Image Filter	ImageFilter	SH	1	
(0018,9321)	CT Exposure Sequence	CTExposureSequence	SQ	1	
(0018,9322)	Reconstruction Pixel Spacing	ReconstructionPixelSpacing	FD	2	
(0018,9323)	Exposure Modulation Type	ExposureModulationType	CS	1-n	
(0018,9324)	Estimated Dose Saving	EstimatedDoseSaving	FD	1	
(0018,9325)	CT X-Ray Details Sequence	CTXRayDetailsSequence	SQ	1	
(0018,9326)	CT Position Sequence	CTPositionSequence	SQ	1	
(0018,9327)	Table Position	TablePosition	FD	1	
(0018,9328)	Exposure Time in ms	ExposureTimeInms	FD	1	
(0018,9329)	CT Image Frame Type Sequence	CTImageFrameTypeSequence	SQ	1	
(0018,9330)	X-Ray Tube Current in mA	XRRayTubeCurrentInmA	FD	1	
(0018,9332)	Exposure in mAs	ExposureInmAs	FD	1	
(0018,9333)	Constant Volume Flag	ConstantVolumeFlag	CS	1	
(0018,9334)	Fluoroscopy Flag	FluoroscopyFlag	CS	1	
(0018,9335)	Distance Source to Data Collection Center	DistanceSourceToDataCollectionCenter	FD	1	
(0018,9337)	Contrast/Bolus Agent Number	ContrastBolusAgentNumber	US	1	
(0018,9338)	Contrast/Bolus Ingredient Code Sequence	ContrastBolusIngredientCodeSequence	SQ	1	
(0018,9340)	Contrast Administration Profile Sequence	ContrastAdministrationProfileSequence	SQ	1	
(0018,9341)	Contrast/Bolus Usage Sequence	ContrastBolusUsageSequence	SQ	1	
(0018,9342)	Contrast/Bolus Agent Administered	ContrastBolusAgentAdministered	CS	1	
(0018,9343)	Contrast/Bolus Agent Detected	ContrastBolusAgentDetected	CS	1	
(0018,9344)	Contrast/Bolus Agent Phase	ContrastBolusAgentPhase	CS	1	
(0018,9345)	CTDIvol	CTDIvol	FD	1	
(0018,9346)	CTDI Phantom Type Code Sequence	CTDIPhantomTypeCodeSequence	SQ	1	
(0018,9351)	Calcium Scoring Mass Factor Patient	CalciumScoringMassFactorPatient	FL	1	
(0018,9352)	Calcium Scoring Mass Factor Device	CalciumScoringMassFactorDevice	FL	3	

Tag	Name	Keyword	VR	VM	
(0018,9353)	Energy Weighting Factor	EnergyWeightingFactor	FL	1	
(0018,9360)	CT Additional X-Ray Source Sequence	CTAdditionalXRaySourceSequence	SQ	1	
(0018,9401)	Projection Pixel Calibration Sequence	ProjectionPixelCalibrationSequence	SQ	1	
(0018,9402)	Distance Source to Isocenter	DistanceSourceToIsocenter	FL	1	
(0018,9403)	Distance Object to Table Top	DistanceObjectToTableTop	FL	1	
(0018,9404)	Object Pixel Spacing in Center of Beam	ObjectPixelSpacingInCenterOfBeam	FL	2	
(0018,9405)	Positioner Position Sequence	PositionerPositionSequence	SQ	1	
(0018,9406)	Table Position Sequence	TablePositionSequence	SQ	1	
(0018,9407)	Collimator Shape Sequence	CollimatorShapeSequence	SQ	1	
(0018,9410)	Planes in Acquisition	PlanesInAcquisition	CS	1	
(0018,9412)	XA/XRF Frame Characteristics Sequence	XAXRFFrameCharacteristicsSequence	SQ	1	
(0018,9417)	Frame Acquisition Sequence	FrameAcquisitionSequence	SQ	1	
(0018,9420)	X-Ray Receptor Type	XRayReceptorType	CS	1	
(0018,9423)	Acquisition Protocol Name	AcquisitionProtocolName	LO	1	
(0018,9424)	Acquisition Protocol Description	AcquisitionProtocolDescription	LT	1	
(0018,9425)	Contrast/Bolus Ingredient Opaque	ContrastBolusIngredientOpaque	CS	1	
(0018,9426)	Distance Receptor Plane to Detector Housing	DistanceReceptorPlaneToDetectorHousing	FL	1	
(0018,9427)	Intensifier Active Shape	IntensifierActiveShape	CS	1	
(0018,9428)	Intensifier Active Dimension(s)	IntensifierActiveDimensions	FL	1-2	
(0018,9429)	Physical Detector Size	PhysicalDetectorSize	FL	2	
(0018,9430)	Position of Isocenter Projection	PositionOfIsocenterProjection	FL	2	
(0018,9432)	Field of View Sequence	FieldOfViewSequence	SQ	1	
(0018,9433)	Field of View Description	FieldOfViewDescription	LO	1	
(0018,9434)	Exposure Control Sensing Regions Sequence	ExposureControlSensingRegionsSequence	SQ	1	
(0018,9435)	Exposure Control Sensing Region Shape	ExposureControlSensingRegionShape	CS	1	
(0018,9436)	Exposure Control Sensing Region Left Vertical Edge	ExposureControlSensingRegionLeftVerticalEdge	SS	1	
(0018,9437)	Exposure Control Sensing Region Right Vertical Edge	ExposureControlSensingRegionRightVerticalEdge	SS	1	
(0018,9438)	Exposure Control Sensing Region Upper Horizontal Edge	ExposureControlSensingRegionUpperHorizontalEdge	SS	1	
(0018,9439)	Exposure Control Sensing Region Lower Horizontal Edge	ExposureControlSensingRegionLowerHorizontalEdge	SS	1	
(0018,9440)	Center of Circular Exposure Control Sensing Region	CenterOfCircularExposureControlSensingRegion	SS	2	
(0018,9441)	Radius of Circular Exposure Control Sensing Region	RadiusOfCircularExposureControlSensingRegion	US	1	



Tag	Name	Keyword	VR	VM	
(0018,9442)	Vertices of the Polygonal Exposure Control Sensing Region	VerticesOfThePolygonalExposureControlSensingRegion	SS	2-n	
(0018,9445)					RET - See Note 3
(0018,9447)	Column Angulation (Patient)	ColumnAngulationPatient	FL	1	
(0018,9449)	Beam Angle	BeamAngle	FL	1	
(0018,9451)	Frame Detector Parameters Sequence	FrameDetectorParametersSequence	SQ	1	
(0018,9452)	Calculated Anatomy Thickness	CalculatedAnatomyThickness	FL	1	
(0018,9455)	Calibration Sequence	CalibrationSequence	SQ	1	
(0018,9456)	Object Thickness Sequence	ObjectThicknessSequence	SQ	1	
(0018,9457)	Plane Identification	PlaneIdentification	CS	1	
(0018,9461)	Field of View Dimension(s) in Float	FieldOfViewDimensionsInFloat	FL	1-2	
(0018,9462)	Isocenter Reference System Sequence	IsocenterReferenceSystemSequence	SQ	1	
(0018,9463)	Positioner Isocenter Primary Angle	PositionerIsocenterPrimaryAngle	FL	1	
(0018,9464)	Positioner Isocenter Secondary Angle	PositionerIsocenterSecondaryAngle	FL	1	
(0018,9465)	Positioner Isocenter Detector Rotation Angle	PositionerIsocenterDetectorRotationAngle	FL	1	
(0018,9466)	Table X Position to Isocenter	TableXPositionToIsocenter	FL	1	
(0018,9467)	Table Y Position to Isocenter	TableYPositionToIsocenter	FL	1	
(0018,9468)	Table Z Position to Isocenter	TableZPositionToIsocenter	FL	1	
(0018,9469)	Table Horizontal Rotation Angle	TableHorizontalRotationAngle	FL	1	
(0018,9470)	Table Head Tilt Angle	TableHeadTiltAngle	FL	1	
(0018,9471)	Table Cradle Tilt Angle	TableCradleTiltAngle	FL	1	
(0018,9472)	Frame Display Shutter Sequence	FrameDisplayShutterSequence	SQ	1	
(0018,9473)	Acquired Image Area Dose Product	AcquiredImageAreaDoseProduct	FL	1	
(0018,9474)	C-arm Positioner Tabletop Relationship	CArmPositionerTabletopRelationship	CS	1	
(0018,9476)	X-Ray Geometry Sequence	XRGeometrySequence	SQ	1	
(0018,9477)	Irradiation Event Identification Sequence	IrradiationEventIdentificationSequence	SQ	1	
(0018,9504)	X-Ray 3D Frame Type Sequence	XR3DFrameTypeSequence	SQ	1	
(0018,9506)	Contributing Sources Sequence	ContributingSourcesSequence	SQ	1	
(0018,9507)	X-Ray 3D Acquisition Sequence	XR3DAcquisitionSequence	SQ	1	
(0018,9508)	Primary Positioner Scan Arc	PrimaryPositionerScanArc	FL	1	
(0018,9509)	Secondary Positioner Scan Arc	SecondaryPositionerScanArc	FL	1	
(0018,9510)	Primary Positioner Scan Start Angle	PrimaryPositionerScanStartAngle	FL	1	
(0018,9511)	Secondary Positioner Scan Start Angle	SecondaryPositionerScanStartAngle	FL	1	
(0018,9514)	Primary Positioner Increment	PrimaryPositionerIncrement	FL	1	
(0018,9515)	Secondary Positioner Increment	SecondaryPositionerIncrement	FL	1	
(0018,9516)	Start Acquisition DateTime	StartAcquisitionDateTime	DT	1	

Tag	Name	Keyword	VR	VM	
(0018,9517)	End Acquisition DateTime	EndAcquisitionDateTime	DT	1	
(0018,9518)	Primary Positioner Increment Sign	PrimaryPositionerIncrementSign	SS	1	
(0018,9519)	Secondary Positioner Increment Sign	SecondaryPositionerIncrementSign	SS	1	
(0018,9524)	Application Name	ApplicationName	LO	1	
(0018,9525)	Application Version	ApplicationVersion	LO	1	
(0018,9526)	Application Manufacturer	ApplicationManufacturer	LO	1	
(0018,9527)	Algorithm Type	AlgorithmType	CS	1	
(0018,9528)	Algorithm Description	AlgorithmDescription	LO	1	
(0018,9530)	X-Ray 3D Reconstruction Sequence	XRay3DReconstructionSequence	SQ	1	
(0018,9531)	Reconstruction Description	ReconstructionDescription	LO	1	
(0018,9538)	Per Projection Acquisition Sequence	PerProjectionAcquisitionSequence	SQ	1	
(0018,9541)	Detector Position Sequence	DetectorPositionSequence	SQ	1	
(0018,9542)	X-Ray Acquisition Dose Sequence	XRayAcquisitionDoseSequence	SQ	1	
(0018,9543)	X-Ray Source Isocenter Primary Angle	XRaySourceIsocenterPrimaryAngle	FD	1	
(0018,9544)	X-Ray Source Isocenter Secondary Angle	XRaySourceIsocenterSecondaryAngle	FD	1	
(0018,9545)	Breast Support Isocenter Primary Angle	BreastSupportIsocenterPrimaryAngle	FD	1	
(0018,9546)	Breast Support Isocenter Secondary Angle	BreastSupportIsocenterSecondaryAngle	FD	1	
(0018,9547)	Breast Support X Position to Isocenter	BreastSupportXPositionToIsocenter	FD	1	
(0018,9548)	Breast Support Y Position to Isocenter	BreastSupportYPositionToIsocenter	FD	1	
(0018,9549)	Breast Support Z Position to Isocenter	BreastSupportZPositionToIsocenter	FD	1	
(0018,9550)	Detector Isocenter Primary Angle	DetectorIsocenterPrimaryAngle	FD	1	
(0018,9551)	Detector Isocenter Secondary Angle	DetectorIsocenterSecondaryAngle	FD	1	
(0018,9552)	Detector X Position to Isocenter	DetectorXPositionToIsocenter	FD	1	
(0018,9553)	Detector Y Position to Isocenter	DetectorYPositionToIsocenter	FD	1	
(0018,9554)	Detector Z Position to Isocenter	DetectorZPositionToIsocenter	FD	1	
(0018,9555)	X-Ray Grid Sequence	XRayGridSequence	SQ	1	
(0018,9556)	X-Ray Filter Sequence	XRayFilterSequence	SQ	1	
(0018,9557)	Detector Active Area TLHC Position	DetectorActiveAreaTLHCPosition	FD	3	
(0018,9558)	Detector Active Area Orientation	DetectorActiveAreaOrientation	FD	6	
(0018,9559)	Positioner Primary Angle Direction	PositionerPrimaryAngleDirection	CS	1	
(0018,9601)	Diffusion b-matrix Sequence	DiffusionBMatrixSequence	SQ	1	
(0018,9602)	Diffusion b-value XX	DiffusionBValueXX	FD	1	
(0018,9603)	Diffusion b-value XY	DiffusionBValueXY	FD	1	
(0018,9604)	Diffusion b-value XZ	DiffusionBValueXZ	FD	1	

Tag	Name	Keyword	VR	VM	
(0018,9605)	Diffusion b-value YY	DiffusionBValueYY	FD	1	
(0018,9606)	Diffusion b-value YZ	DiffusionBValueYZ	FD	1	
(0018,9607)	Diffusion b-value ZZ	DiffusionBValueZZ	FD	1	
(0018,9621)	Functional MR Sequence	FunctionalMRSequence	SQ	1	
(0018,9622)	Functional Settling Phase Frames Present	FunctionalSettlingPhaseFrames Present	CS	1	
(0018,9623)	Functional Sync Pulse	FunctionalSyncPulse	DT	1	
(0018,9624)	Settling Phase Frame	SettlingPhaseFrame	CS	1	
(0018,9701)	Decay Correction DateTime	DecayCorrectionDateTime	DT	1	
(0018,9715)	Start Density Threshold	StartDensityThreshold	FD	1	
(0018,9716)	Start Relative Density Difference Threshold	StartRelativeDensityDifference Threshold	FD	1	
(0018,9717)	Start Cardiac Trigger Count Threshold	StartCardiacTriggerCount Threshold	FD	1	
(0018,9718)	Start Respiratory Trigger Count Threshold	StartRespiratoryTriggerCount Threshold	FD	1	
(0018,9719)	Termination Counts Threshold	TerminationCountsThreshold	FD	1	
(0018,9720)	Termination Density Threshold	TerminationDensityThreshold	FD	1	
(0018,9721)	Termination Relative Density Threshold	TerminationRelativeDensity Threshold	FD	1	
(0018,9722)	Termination Time Threshold	TerminationTimeThreshold	FD	1	
(0018,9723)	Termination Cardiac Trigger Count Threshold	TerminationCardiacTriggerCount Threshold	FD	1	
(0018,9724)	Termination Respiratory Trigger Count Threshold	TerminationRespiratoryTrigger CountThreshold	FD	1	
(0018,9725)	Detector Geometry	DetectorGeometry	CS	1	
(0018,9726)	Transverse Detector Separation	TransverseDetectorSeparation	FD	1	
(0018,9727)	Axial Detector Dimension	AxialDetectorDimension	FD	1	
(0018,9729)	Radiopharmaceutical Agent Number	RadiopharmaceuticalAgentNumber	US	1	
(0018,9732)	PET Frame Acquisition Sequence	PETFrameAcquisitionSequence	SQ	1	
(0018,9733)	PET Detector Motion Details Sequence	PETDetectorMotionDetails Sequence	SQ	1	
(0018,9734)	PET Table Dynamics Sequence	PETTableDynamicsSequence	SQ	1	
(0018,9735)	PET Position Sequence	PETPositionSequence	SQ	1	
(0018,9736)	PET Frame Correction Factors Sequence	PETFrameCorrectionFactors Sequence	SQ	1	
(0018,9737)	Radiopharmaceutical Usage Sequence	RadiopharmaceuticalUsage Sequence	SQ	1	
(0018,9738)	Attenuation Correction Source	AttenuationCorrectionSource	CS	1	
(0018,9739)	Number of Iterations	NumberOfIterations	US	1	
(0018,9740)	Number of Subsets	NumberOfSubsets	US	1	
(0018,9749)	PET Reconstruction Sequence	PETReconstructionSequence	SQ	1	
(0018,9751)	PET Frame Type Sequence	PETFrameTypeSequence	SQ	1	
(0018,9755)	Time of Flight Information Used	TimeOfFlightInformationUsed	CS	1	

Tag	Name	Keyword	VR	VM	
(0018,9756)	Reconstruction Type	ReconstructionType	CS	1	
(0018,9758)	Decay Corrected	DecayCorrected	CS	1	
(0018,9759)	Attenuation Corrected	AttenuationCorrected	CS	1	
(0018,9760)	Scatter Corrected	ScatterCorrected	CS	1	
(0018,9761)	Dead Time Corrected	DeadTimeCorrected	CS	1	
(0018,9762)	Gantry Motion Corrected	GantryMotionCorrected	CS	1	
(0018,9763)	Patient Motion Corrected	PatientMotionCorrected	CS	1	
(0018,9764)	Count Loss Normalization Corrected	CountLossNormalizationCorrected	CS	1	
(0018,9765)	Randoms Corrected	RandomsCorrected	CS	1	
(0018,9766)	Non-uniform Radial Sampling Corrected	NonUniformRadialSamplingCorrected	CS	1	
(0018,9767)	Sensitivity Calibrated	SensitivityCalibrated	CS	1	
(0018,9768)	Detector Normalization Correction	DetectorNormalizationCorrection	CS	1	
(0018,9769)	Iterative Reconstruction Method	IterativeReconstructionMethod	CS	1	
(0018,9770)	Attenuation Correction Temporal Relationship	AttenuationCorrectionTemporalRelationship	CS	1	
(0018,9771)	Patient Physiological State Sequence	PatientPhysiologicalStateSequence	SQ	1	
(0018,9772)	Patient Physiological State Code Sequence	PatientPhysiologicalStateCodeSequence	SQ	1	
(0018,9801)	Depth(s) of Focus	DepthsOfFocus	FD	1-n	
(0018,9803)	Excluded Intervals Sequence	ExcludedIntervalsSequence	SQ	1	
(0018,9804)	Exclusion Start DateTime	ExclusionStartDateTime	DT	1	
(0018,9805)	Exclusion Duration	ExclusionDuration	FD	1	
(0018,9806)	US Image Description Sequence	USImageDescriptionSequence	SQ	1	
(0018,9807)	Image Data Type Sequence	ImageDataTypeSequence	SQ	1	
(0018,9808)	Data Type	DataType	CS	1	
(0018,9809)	Transducer Scan Pattern Code Sequence	TransducerScanPatternCodeSequence	SQ	1	
(0018,980B)	Aliased Data Type	AliasedDataType	CS	1	
(0018,980C)	Position Measuring Device Used	PositionMeasuringDeviceUsed	CS	1	
(0018,980D)	Transducer Geometry Code Sequence	TransducerGeometryCodeSequence	SQ	1	
(0018,980E)	Transducer Beam Steering Code Sequence	TransducerBeamSteeringCodeSequence	SQ	1	
(0018,980F)	Transducer Application Code Sequence	TransducerApplicationCodeSequence	SQ	1	
(0018,9810)	Zero Velocity Pixel Value	ZeroVelocityPixelValue	US or SS	1	
(0018,9900)	Reference Location Label	ReferenceLocationLabel	LO	1	
(0018,9901)	Reference Location Description	ReferenceLocationDescription	UT	1	
(0018,9902)	Reference Basis Code Sequence	ReferenceBasisCodeSequence	SQ	1	
(0018,9903)	Reference Geometry Code Sequence	ReferenceGeometryCodeSequence	SQ	1	

Tag	Name	Keyword	VR	VM	
(0018,9904)	Offset Distance	OffsetDistance	DS	1	
(0018,9905)	Offset Direction	OffsetDirection	CS	1	
(0018,9906)	Potential Scheduled Protocol Code Sequence	PotentialScheduledProtocolCodeSequence	SQ	1	
(0018,9907)	Potential Requested Procedure Code Sequence	PotentialRequestedProcedureCodeSequence	SQ	1	
(0018,9908)	Potential Reasons for Procedure	PotentialReasonsForProcedure	UC	1-n	
(0018,9909)	Potential Reasons for Procedure Code Sequence	PotentialReasonsForProcedureCodeSequence	SQ	1	
(0018,990A)	Potential Diagnostic Tasks	PotentialDiagnosticTasks	UC	1-n	
(0018,990B)	Contraindications Code Sequence	ContraindicationsCodeSequence	SQ	1	
(0018,990C)	Referenced Defined Protocol Sequence	ReferencedDefinedProtocolSequence	SQ	1	
(0018,990D)	Referenced Performed Protocol Sequence	ReferencedPerformedProtocolSequence	SQ	1	
(0018,990E)	Predecessor Protocol Sequence	PredecessorProtocolSequence	SQ	1	
(0018,990F)	Protocol Planning Information	ProtocolPlanningInformation	UT	1	
(0018,9910)	Protocol Design Rationale	ProtocolDesignRationale	UT	1	
(0018,9911)	Patient Specification Sequence	PatientSpecificationSequence	SQ	1	
(0018,9912)	Model Specification Sequence	ModelSpecificationSequence	SQ	1	
(0018,9913)	Parameters Specification Sequence	ParametersSpecificationSequence	SQ	1	
(0018,9914)	Instruction Sequence	InstructionSequence	SQ	1	
(0018,9915)	Instruction Index	InstructionIndex	US	1	
(0018,9916)	Instruction Text	InstructionText	LO	1	
(0018,9917)	Instruction Description	InstructionDescription	UT	1	
(0018,9918)	Instruction Performed Flag	InstructionPerformedFlag	CS	1	
(0018,9919)	Instruction Performed DateTime	InstructionPerformedDateTime	DT	1	
(0018,991A)	Instruction Performance Comment	InstructionPerformanceComment	UT	1	
(0018,991B)	Patient Positioning Instruction Sequence	PatientPositioningInstructionSequence	SQ	1	
(0018,991C)	Positioning Method Code Sequence	PositioningMethodCodeSequence	SQ	1	
(0018,991D)	Positioning Landmark Sequence	PositioningLandmarkSequence	SQ	1	
(0018,991E)	Target Frame of Reference UID	TargetFrameOfReferenceUID	UI	1	
(0018,991F)	Acquisition Protocol Element Specification Sequence	AcquisitionProtocolElementSpecificationSequence	SQ	1	
(0018,9920)	Acquisition Protocol Element Sequence	AcquisitionProtocolElementSequence	SQ	1	
(0018,9921)	Protocol Element Number	ProtocolElementNumber	US	1	
(0018,9922)	Protocol Element Name	ProtocolElementName	LO	1	
(0018,9923)	Protocol Element Characteristics Summary	ProtocolElementCharacteristicsSummary	UT	1	
(0018,9924)	Protocol Element Purpose	ProtocolElementPurpose	UT	1	
(0018,9930)	Acquisition Motion	AcquisitionMotion	CS	1	

Tag	Name	Keyword	VR	VM	
(0018,9931)	Acquisition Start Location Sequence	AcquisitionStartLocationSequence	SQ	1	
(0018,9932)	Acquisition End Location Sequence	AcquisitionEndLocationSequence	SQ	1	
(0018,9933)	Reconstruction Protocol Element Specification Sequence	ReconstructionProtocolElementSpecificationSequence	SQ	1	
(0018,9934)	Reconstruction Protocol Element Sequence	ReconstructionProtocolElementSequence	SQ	1	
(0018,9935)	Storage Protocol Element Specification Sequence	StorageProtocolElementSpecificationSequence	SQ	1	
(0018,9936)	Storage Protocol Element Sequence	StorageProtocolElementSequence	SQ	1	
(0018,9937)	Requested Series Description	RequestedSeriesDescription	LO	1	
(0018,9938)	Source Acquisition Protocol Element Number	SourceAcquisitionProtocolElementNumber	US	1-n	
(0018,9939)	Source Acquisition Beam Number	SourceAcquisitionBeamNumber	US	1-n	
(0018,993A)	Source Reconstruction Protocol Element Number	SourceReconstructionProtocolElementNumber	US	1-n	
(0018,993B)	Reconstruction Start Location Sequence	ReconstructionStartLocationSequence	SQ	1	
(0018,993C)	Reconstruction End Location Sequence	ReconstructionEndLocationSequence	SQ	1	
(0018,993D)	Reconstruction Algorithm Sequence	ReconstructionAlgorithmSequence	SQ	1	
(0018,993E)	Reconstruction Target Center Location Sequence	ReconstructionTargetCenterLocationSequence	SQ	1	
(0018,9941)	Image Filter Description	ImageFilterDescription	UT	1	
(0018,9942)	CTDIvol Notification Trigger	CTDIvolNotificationTrigger	FD	1	
(0018,9943)	DLP Notification Trigger	DLPNotificationTrigger	FD	1	
(0018,9944)	Auto KVP Selection Type	AutoKVPSelectionType	CS	1	
(0018,9945)	Auto KVP Upper Bound	AutoKVPUpperBound	FD	1	
(0018,9946)	Auto KVP Lower Bound	AutoKVPLowerBound	FD	1	
(0018,9947)	Protocol Defined Patient Position	ProtocolDefinedPatientPosition	CS	1	
(0018,A001)	Contributing Equipment Sequence	ContributingEquipmentSequence	SQ	1	
(0018,A002)	Contribution DateTime	ContributionDateTime	DT	1	
(0018,A003)	Contribution Description	ContributionDescription	ST	1	
(0020,000D)	Study Instance UID	StudyInstanceUID	UI	1	
(0020,000E)	Series Instance UID	SeriesInstanceUID	UI	1	
(0020,0010)	Study ID	StudyID	SH	1	
(0020,0011)	Series Number	SeriesNumber	IS	1	
(0020,0012)	Acquisition Number	AcquisitionNumber	IS	1	
(0020,0013)	Instance Number	InstanceNumber	IS	1	
(0020,0014)	<i>Isotope Number</i>	<i>IsotopeNumber</i>	<i>IS</i>	<i>1</i>	<i>RET</i>
(0020,0015)	<i>Phase Number</i>	<i>PhaseNumber</i>	<i>IS</i>	<i>1</i>	<i>RET</i>
(0020,0016)	<i>Interval Number</i>	<i>IntervalNumber</i>	<i>IS</i>	<i>1</i>	<i>RET</i>
(0020,0017)	<i>Time Slot Number</i>	<i>TimeSlotNumber</i>	<i>IS</i>	<i>1</i>	<i>RET</i>

Tag	Name	Keyword	VR	VM	
(0020,0018)	Angle Number	AngleNumber	IS	1	RET
(0020,0019)	Item Number	ItemNumber	IS	1	
(0020,0020)	Patient Orientation	PatientOrientation	CS	2	
(0020,0022)	Overlay Number	OverlayNumber	IS	1	RET
(0020,0024)	Curve Number	CurveNumber	IS	1	RET
(0020,0026)	LUT Number	LUTNumber	IS	1	RET
(0020,0030)	Image Position	ImagePosition	DS	3	RET
(0020,0032)	Image Position (Patient)	ImagePositionPatient	DS	3	
(0020,0035)	Image Orientation	ImageOrientation	DS	6	RET
(0020,0037)	Image Orientation (Patient)	ImageOrientationPatient	DS	6	
(0020,0050)	Location	Location	DS	1	RET
(0020,0052)	Frame of Reference UID	FrameOfReferenceUID	UI	1	
(0020,0060)	Laterality	Laterality	CS	1	
(0020,0062)	Image Laterality	ImageLaterality	CS	1	
(0020,0070)	Image Geometry Type	ImageGeometryType	LO	1	RET
(0020,0080)	Masking Image	MaskingImage	CS	1-n	RET
(0020,00AA)	Report Number	ReportNumber	IS	1	RET
(0020,0100)	Temporal Position Identifier	TemporalPositionIdentifier	IS	1	
(0020,0105)	Number of Temporal Positions	NumberOfTemporalPositions	IS	1	
(0020,0110)	Temporal Resolution	TemporalResolution	DS	1	
(0020,0200)	Synchronization Frame of Reference UID	SynchronizationFrameOfReferenceUID	UI	1	
(0020,0242)	SOP Instance UID of Concatenation Source	SOPInstanceUIDOfConcatenationSource	UI	1	
(0020,1000)	Series in Study	SeriesInStudy	IS	1	RET
(0020,1001)	Acquisitions in Series	AcquisitionsInSeries	IS	1	RET
(0020,1002)	Images in Acquisition	ImagesInAcquisition	IS	1	
(0020,1003)	Images in Series	ImagesInSeries	IS	1	RET
(0020,1004)	Acquisitions in Study	AcquisitionsInStudy	IS	1	RET
(0020,1005)	Images in Study	ImagesInStudy	IS	1	RET
(0020,1020)	Reference	Reference	LO	1-n	RET
(0020,103F)	Target Position Reference Indicator	TargetPositionReferenceIndicator	LO	1	
(0020,1040)	Position Reference Indicator	PositionReferenceIndicator	LO	1	
(0020,1041)	Slice Location	SliceLocation	DS	1	
(0020,1070)	Other Study Numbers	OtherStudyNumbers	IS	1-n	RET
(0020,1200)	Number of Patient Related Studies	NumberOfPatientRelatedStudies	IS	1	
(0020,1202)	Number of Patient Related Series	NumberOfPatientRelatedSeries	IS	1	
(0020,1204)	Number of Patient Related Instances	NumberOfPatientRelatedInstances	IS	1	
(0020,1206)	Number of Study Related Series	NumberOfStudyRelatedSeries	IS	1	
(0020,1208)	Number of Study Related Instances	NumberOfStudyRelatedInstances	IS	1	
(0020,1209)	Number of Series Related Instances	NumberOfSeriesRelatedInstances	IS	1	

Tag	Name	Keyword	VR	VM	
(0020,31xx)	Source Image IDs	SourceImageIDs	CS	1-n	RET
(0020,3401)	Modifying Device ID	ModifyingDeviceID	CS	1	RET
(0020,3402)	Modified Image ID	ModifiedImageID	CS	1	RET
(0020,3403)	Modified Image Date	ModifiedImageDate	DA	1	RET
(0020,3404)	Modifying Device Manufacturer	ModifyingDeviceManufacturer	LO	1	RET
(0020,3405)	Modified Image Time	ModifiedImageTime	TM	1	RET
(0020,3406)	Modified Image Description	ModifiedImageDescription	LO	1	RET
(0020,4000)	Image Comments	ImageComments	LT	1	
(0020,5000)	Original Image Identification	OriginalImageIdentification	AT	1-n	RET
(0020,5002)	Original Image Identification Nomenclature	OriginalImageIdentification Nomenclature	LO	1-n	RET
(0020,9056)	Stack ID	StackID	SH	1	
(0020,9057)	In-Stack Position Number	InStackPositionNumber	UL	1	
(0020,9071)	Frame Anatomy Sequence	FrameAnatomySequence	SQ	1	
(0020,9072)	Frame Laterality	FrameLaterality	CS	1	
(0020,9111)	Frame Content Sequence	FrameContentSequence	SQ	1	
(0020,9113)	Plane Position Sequence	PlanePositionSequence	SQ	1	
(0020,9116)	Plane Orientation Sequence	PlaneOrientationSequence	SQ	1	
(0020,9128)	Temporal Position Index	TemporalPositionIndex	UL	1	
(0020,9153)	Nominal Cardiac Trigger Delay Time	NominalCardiacTriggerDelayTime	FD	1	
(0020,9154)	Nominal Cardiac Trigger Time Prior To R-Peak	NominalCardiacTriggerTimePrior ToRPeak	FL	1	
(0020,9155)	Actual Cardiac Trigger Time Prior To R-Peak	ActualCardiacTriggerTimePriorTo RPeak	FL	1	
(0020,9156)	Frame Acquisition Number	FrameAcquisitionNumber	US	1	
(0020,9157)	Dimension Index Values	DimensionIndexValues	UL	1-n	
(0020,9158)	Frame Comments	FrameComments	LT	1	
(0020,9161)	Concatenation UID	ConcatenationUID	UI	1	
(0020,9162)	In-concatenation Number	InConcatenationNumber	US	1	
(0020,9163)	In-concatenation Total Number	InConcatenationTotalNumber	US	1	
(0020,9164)	Dimension Organization UID	DimensionOrganizationUID	UI	1	
(0020,9165)	Dimension Index Pointer	DimensionIndexPointer	AT	1	
(0020,9167)	Functional Group Pointer	FunctionalGroupPointer	AT	1	
(0020,9170)	Unassigned Shared Converted Attributes Sequence	UnassignedSharedConverted AttributesSequence	SQ	1	
(0020,9171)	Unassigned Per-Frame Converted Attributes Sequence	UnassignedPerFrameConverted AttributesSequence	SQ	1	
(0020,9172)	Conversion Source Attributes Sequence	ConversionSourceAttributes Sequence	SQ	1	
(0020,9213)	Dimension Index Private Creator	DimensionIndexPrivateCreator	LO	1	
(0020,9221)	Dimension Organization Sequence	DimensionOrganizationSequence	SQ	1	
(0020,9222)	Dimension Index Sequence	DimensionIndexSequence	SQ	1	



Tag	Name	Keyword	VR	VM	
(0020,9228)	Concatenation Frame Offset Number	ConcatenationFrameOffsetNumber	UL	1	
(0020,9238)	Functional Group Private Creator	FunctionalGroupPrivateCreator	LO	1	
(0020,9241)	Nominal Percentage of Cardiac Phase	NominalPercentageOfCardiacPhase	FL	1	
(0020,9245)	Nominal Percentage of Respiratory Phase	NominalPercentageOfRespiratoryPhase	FL	1	
(0020,9246)	Starting Respiratory Amplitude	StartingRespiratoryAmplitude	FL	1	
(0020,9247)	Starting Respiratory Phase	StartingRespiratoryPhase	CS	1	
(0020,9248)	Ending Respiratory Amplitude	EndingRespiratoryAmplitude	FL	1	
(0020,9249)	Ending Respiratory Phase	EndingRespiratoryPhase	CS	1	
(0020,9250)	Respiratory Trigger Type	RespiratoryTriggerType	CS	1	
(0020,9251)	R-R Interval Time Nominal	RRIntervalTimeNominal	FD	1	
(0020,9252)	Actual Cardiac Trigger Delay Time	ActualCardiacTriggerDelayTime	FD	1	
(0020,9253)	Respiratory Synchronization Sequence	RespiratorySynchronizationSequence	SQ	1	
(0020,9254)	Respiratory Interval Time	RespiratoryIntervalTime	FD	1	
(0020,9255)	Nominal Respiratory Trigger Delay Time	NominalRespiratoryTriggerDelayTime	FD	1	
(0020,9256)	Respiratory Trigger Delay Threshold	RespiratoryTriggerDelayThreshold	FD	1	
(0020,9257)	Actual Respiratory Trigger Delay Time	ActualRespiratoryTriggerDelayTime	FD	1	
(0020,9301)	Image Position (Volume)	ImagePositionVolume	FD	3	
(0020,9302)	Image Orientation (Volume)	ImageOrientationVolume	FD	6	
(0020,9307)	Ultrasound Acquisition Geometry	UltrasoundAcquisitionGeometry	CS	1	
(0020,9308)	Apex Position	ApexPosition	FD	3	
(0020,9309)	Volume to Transducer Mapping Matrix	VolumeToTransducerMappingMatrix	FD	16	
(0020,930A)	Volume to Table Mapping Matrix	VolumeToTableMappingMatrix	FD	16	
(0020,930B)	Volume to Transducer Relationship	VolumeToTransducerRelationship	CS	1	
(0020,930C)	Patient Frame of Reference Source	PatientFrameOfReferenceSource	CS	1	
(0020,930D)	Temporal Position Time Offset	TemporalPositionTimeOffset	FD	1	
(0020,930E)	Plane Position (Volume) Sequence	PlanePositionVolumeSequence	SQ	1	
(0020,930F)	Plane Orientation (Volume) Sequence	PlaneOrientationVolumeSequence	SQ	1	
(0020,9310)	Temporal Position Sequence	TemporalPositionSequence	SQ	1	
(0020,9311)	Dimension Organization Type	DimensionOrganizationType	CS	1	
(0020,9312)	Volume Frame of Reference UID	VolumeFrameOfReferenceUID	UI	1	
(0020,9313)	Table Frame of Reference UID	TableFrameOfReferenceUID	UI	1	
(0020,9421)	Dimension Description Label	DimensionDescriptionLabel	LO	1	
(0020,9450)	Patient Orientation in Frame Sequence	PatientOrientationInFrameSequence	SQ	1	
(0020,9453)	Frame Label	FrameLabel	LO	1	

Tag	Name	Keyword	VR	VM	
(0020,9518)	Acquisition Index	AcquisitionIndex	US	1-n	
(0020,9529)	Contributing SOP Instances Reference Sequence	ContributingSOPInstancesReferenceSequence	SQ	1	
(0020,9536)	Reconstruction Index	ReconstructionIndex	US	1	
(0022,0001)	Light Path Filter Pass-Through Wavelength	LightPathFilterPassThroughWavelength	US	1	
(0022,0002)	Light Path Filter Pass Band	LightPathFilterPassBand	US	2	
(0022,0003)	Image Path Filter Pass-Through Wavelength	ImagePathFilterPassThroughWavelength	US	1	
(0022,0004)	Image Path Filter Pass Band	ImagePathFilterPassBand	US	2	
(0022,0005)	Patient Eye Movement Commanded	PatientEyeMovementCommanded	CS	1	
(0022,0006)	Patient Eye Movement Command Code Sequence	PatientEyeMovementCommandCodeSequence	SQ	1	
(0022,0007)	Spherical Lens Power	SphericalLensPower	FL	1	
(0022,0008)	Cylinder Lens Power	CylinderLensPower	FL	1	
(0022,0009)	Cylinder Axis	CylinderAxis	FL	1	
(0022,000A)	Emmetropic Magnification	EmmetropicMagnification	FL	1	
(0022,000B)	Intra Ocular Pressure	IntraOcularPressure	FL	1	
(0022,000C)	Horizontal Field of View	HorizontalFieldOfView	FL	1	
(0022,000D)	Pupil Dilated	PupilDilated	CS	1	
(0022,000E)	Degree of Dilation	DegreeOfDilation	FL	1	
(0022,0010)	Stereo Baseline Angle	StereoBaselineAngle	FL	1	
(0022,0011)	Stereo Baseline Displacement	StereoBaselineDisplacement	FL	1	
(0022,0012)	Stereo Horizontal Pixel Offset	StereoHorizontalPixelOffset	FL	1	
(0022,0013)	Stereo Vertical Pixel Offset	StereoVerticalPixelOffset	FL	1	
(0022,0014)	Stereo Rotation	StereoRotation	FL	1	
(0022,0015)	Acquisition Device Type Code Sequence	AcquisitionDeviceTypeCodeSequence	SQ	1	
(0022,0016)	Illumination Type Code Sequence	IlluminationTypeCodeSequence	SQ	1	
(0022,0017)	Light Path Filter Type Stack Code Sequence	LightPathFilterTypeStackCodeSequence	SQ	1	
(0022,0018)	Image Path Filter Type Stack Code Sequence	ImagePathFilterTypeStackCodeSequence	SQ	1	
(0022,0019)	Lenses Code Sequence	LensesCodeSequence	SQ	1	
(0022,001A)	Channel Description Code Sequence	ChannelDescriptionCodeSequence	SQ	1	
(0022,001B)	Refractive State Sequence	RefractiveStateSequence	SQ	1	
(0022,001C)	Mydriatic Agent Code Sequence	MydriaticAgentCodeSequence	SQ	1	
(0022,001D)	Relative Image Position Code Sequence	RelativeImagePositionCodeSequence	SQ	1	
(0022,001E)	Camera Angle of View	CameraAngleOfView	FL	1	
(0022,0020)	Stereo Pairs Sequence	StereoPairsSequence	SQ	1	
(0022,0021)	Left Image Sequence	LeftImageSequence	SQ	1	

Tag	Name	Keyword	VR	VM	
(0022,0022)	Right Image Sequence	RightImageSequence	SQ	1	
(0022,0028)	Stereo Pairs Present	StereoPairsPresent	CS	1	
(0022,0030)	Axial Length of the Eye	AxialLengthOfTheEye	FL	1	
(0022,0031)	Ophthalmic Frame Location Sequence	OphthalmicFrameLocationSequence	SQ	1	
(0022,0032)	Reference Coordinates	ReferenceCoordinates	FL	2-2n	
(0022,0035)	Depth Spatial Resolution	DepthSpatialResolution	FL	1	
(0022,0036)	Maximum Depth Distortion	MaximumDepthDistortion	FL	1	
(0022,0037)	Along-scan Spatial Resolution	AlongScanSpatialResolution	FL	1	
(0022,0038)	Maximum Along-scan Distortion	MaximumAlongScanDistortion	FL	1	
(0022,0039)	Ophthalmic Image Orientation	OphthalmicImageOrientation	CS	1	
(0022,0041)	Depth of Transverse Image	DepthOfTransverseImage	FL	1	
(0022,0042)	Mydriatic Agent Concentration Units Sequence	MydriaticAgentConcentrationUnitsSequence	SQ	1	
(0022,0048)	Across-scan Spatial Resolution	AcrossScanSpatialResolution	FL	1	
(0022,0049)	Maximum Across-scan Distortion	MaximumAcrossScanDistortion	FL	1	
(0022,004E)	Mydriatic Agent Concentration	MydriaticAgentConcentration	DS	1	
(0022,0055)	Illumination Wave Length	IlluminationWaveLength	FL	1	
(0022,0056)	Illumination Power	IlluminationPower	FL	1	
(0022,0057)	Illumination Bandwidth	IlluminationBandwidth	FL	1	
(0022,0058)	Mydriatic Agent Sequence	MydriaticAgentSequence	SQ	1	
(0022,1007)	Ophthalmic Axial Measurements Right Eye Sequence	OphthalmicAxialMeasurementsRightEyeSequence	SQ	1	
(0022,1008)	Ophthalmic Axial Measurements Left Eye Sequence	OphthalmicAxialMeasurementsLeftEyeSequence	SQ	1	
(0022,1009)	Ophthalmic Axial Measurements Device Type	OphthalmicAxialMeasurementsDeviceType	CS	1	
(0022,1010)	Ophthalmic Axial Length Measurements Type	OphthalmicAxialLengthMeasurementsType	CS	1	
(0022,1012)	Ophthalmic Axial Length Sequence	OphthalmicAxialLengthSequence	SQ	1	
(0022,1019)	Ophthalmic Axial Length	OphthalmicAxialLength	FL	1	
(0022,1024)	Lens Status Code Sequence	LensStatusCodeSequence	SQ	1	
(0022,1025)	Vitreous Status Code Sequence	VitreousStatusCodeSequence	SQ	1	
(0022,1028)	IOL Formula Code Sequence	IOLFormulaCodeSequence	SQ	1	
(0022,1029)	IOL Formula Detail	IOLFormulaDetail	LO	1	
(0022,1033)	Keratometer Index	KeratometerIndex	FL	1	
(0022,1035)	Source of Ophthalmic Axial Length Code Sequence	SourceOfOphthalmicAxialLengthCodeSequence	SQ	1	
(0022,1037)	Target Refraction	TargetRefraction	FL	1	
(0022,1039)	Refractive Procedure Occurred	RefractiveProcedureOccurred	CS	1	
(0022,1040)	Refractive Surgery Type Code Sequence	RefractiveSurgeryTypeCodeSequence	SQ	1	
(0022,1044)	Ophthalmic Ultrasound Method Code Sequence	OphthalmicUltrasoundMethodCodeSequence	SQ	1	

Tag	Name	Keyword	VR	VM	
(0022,1050)	Ophthalmic Axial Length Measurements Sequence	OphthalmicAxialLengthMeasurementsSequence	SQ	1	
(0022,1053)	IOL Power	IOLPower	FL	1	
(0022,1054)	Predicted Refractive Error	PredictedRefractiveError	FL	1	
(0022,1059)	Ophthalmic Axial Length Velocity	OphthalmicAxialLengthVelocity	FL	1	
(0022,1065)	Lens Status Description	LensStatusDescription	LO	1	
(0022,1066)	Vitreous Status Description	VitreousStatusDescription	LO	1	
(0022,1090)	IOL Power Sequence	IOLPowerSequence	SQ	1	
(0022,1092)	Lens Constant Sequence	LensConstantSequence	SQ	1	
(0022,1093)	IOL Manufacturer	IOLManufacturer	LO	1	
(0022,1094)	<i>Lens Constant Description</i>	<i>LensConstantDescription</i>	LO	1	RET
(0022,1095)	Implant Name	ImplantName	LO	1	
(0022,1096)	Keratometry Measurement Type Code Sequence	KeratometryMeasurementTypeCodeSequence	SQ	1	
(0022,1097)	Implant Part Number	ImplantPartNumber	LO	1	
(0022,1100)	Referenced Ophthalmic Axial Measurements Sequence	ReferencedOphthalmicAxialMeasurementsSequence	SQ	1	
(0022,1101)	Ophthalmic Axial Length Measurements Segment Name Code Sequence	OphthalmicAxialLengthMeasurementsSegmentNameCodeSequence	SQ	1	
(0022,1103)	Refractive Error Before Refractive Surgery Code Sequence	RefractiveErrorBeforeRefractiveSurgeryCodeSequence	SQ	1	
(0022,1121)	IOL Power For Exact Emmetropia	IOLPowerForExactEmmetropia	FL	1	
(0022,1122)	IOL Power For Exact Target Refraction	IOLPowerForExactTargetRefraction	FL	1	
(0022,1125)	Anterior Chamber Depth Definition Code Sequence	AnteriorChamberDepthDefinitionCodeSequence	SQ	1	
(0022,1127)	Lens Thickness Sequence	LensThicknessSequence	SQ	1	
(0022,1128)	Anterior Chamber Depth Sequence	AnteriorChamberDepthSequence	SQ	1	
(0022,1130)	Lens Thickness	LensThickness	FL	1	
(0022,1131)	Anterior Chamber Depth	AnteriorChamberDepth	FL	1	
(0022,1132)	Source of Lens Thickness Data Code Sequence	SourceOfLensThicknessDataCodeSequence	SQ	1	
(0022,1133)	Source of Anterior Chamber Depth Data Code Sequence	SourceOfAnteriorChamberDepthDataCodeSequence	SQ	1	
(0022,1134)	Source of Refractive Measurements Sequence	SourceOfRefractiveMeasurementsSequence	SQ	1	
(0022,1135)	Source of Refractive Measurements Code Sequence	SourceOfRefractiveMeasurementsCodeSequence	SQ	1	
(0022,1140)	Ophthalmic Axial Length Measurement Modified	OphthalmicAxialLengthMeasurementModified	CS	1	
(0022,1150)	Ophthalmic Axial Length Data Source Code Sequence	OphthalmicAxialLengthDataSourceCodeSequence	SQ	1	
(0022,1153)	<i>Ophthalmic Axial Length Acquisition Method Code Sequence</i>	<i>OphthalmicAxialLengthAcquisitionMethodCodeSequence</i>	SQ	1	RET
(0022,1155)	Signal to Noise Ratio	SignalToNoiseRatio	FL	1	

Tag	Name	Keyword	VR	VM	
(0022,1159)	Ophthalmic Axial Length Data Source Description	OphthalmicAxialLengthDataSourceDescription	LO	1	
(0022,1210)	Ophthalmic Axial Length Measurements Total Length Sequence	OphthalmicAxialLengthMeasurementsTotalLengthSequence	SQ	1	
(0022,1211)	Ophthalmic Axial Length Measurements Segmental Length Sequence	OphthalmicAxialLengthMeasurementsSegmentalLengthSequence	SQ	1	
(0022,1212)	Ophthalmic Axial Length Measurements Length Summation Sequence	OphthalmicAxialLengthMeasurementsLengthSummationSequence	SQ	1	
(0022,1220)	Ultrasound Ophthalmic Axial Length Measurements Sequence	UltrasoundOphthalmicAxialLengthMeasurementsSequence	SQ	1	
(0022,1225)	Optical Ophthalmic Axial Length Measurements Sequence	OpticalOphthalmicAxialLengthMeasurementsSequence	SQ	1	
(0022,1230)	Ultrasound Selected Ophthalmic Axial Length Sequence	UltrasoundSelectedOphthalmicAxialLengthSequence	SQ	1	
(0022,1250)	Ophthalmic Axial Length Selection Method Code Sequence	OphthalmicAxialLengthSelectionMethodCodeSequence	SQ	1	
(0022,1255)	Optical Selected Ophthalmic Axial Length Sequence	OpticalSelectedOphthalmicAxialLengthSequence	SQ	1	
(0022,1257)	Selected Segmental Ophthalmic Axial Length Sequence	SelectedSegmentalOphthalmicAxialLengthSequence	SQ	1	
(0022,1260)	Selected Total Ophthalmic Axial Length Sequence	SelectedTotalOphthalmicAxialLengthSequence	SQ	1	
(0022,1262)	Ophthalmic Axial Length Quality Metric Sequence	OphthalmicAxialLengthQualityMetricSequence	SQ	1	
(0022,1265)	<i>Ophthalmic Axial Length Quality Metric Type Code Sequence</i>	<i>OphthalmicAxialLengthQualityMetricTypeCodeSequence</i>	SQ	1	RET
(0022,1273)	<i>Ophthalmic Axial Length Quality Metric Type Description</i>	<i>OphthalmicAxialLengthQualityMetricTypeDescription</i>	LO	1	RET
(0022,1300)	Intraocular Lens Calculations Right Eye Sequence	IntraocularLensCalculationsRightEyeSequence	SQ	1	
(0022,1310)	Intraocular Lens Calculations Left Eye Sequence	IntraocularLensCalculationsLeftEyeSequence	SQ	1	
(0022,1330)	Referenced Ophthalmic Axial Length Measurement QC Image Sequence	ReferencedOphthalmicAxialLengthMeasurementQCImageSequence	SQ	1	
(0022,1415)	Ophthalmic Mapping Device Type	OphthalmicMappingDeviceType	CS	1	
(0022,1420)	Acquisition Method Code Sequence	AcquisitionMethodCodeSequence	SQ	1	
(0022,1423)	Acquisition Method Algorithm Sequence	AcquisitionMethodAlgorithmSequence	SQ	1	
(0022,1436)	Ophthalmic Thickness Map Type Code Sequence	OphthalmicThicknessMapTypeCodeSequence	SQ	1	
(0022,1443)	Ophthalmic Thickness Mapping Normals Sequence	OphthalmicThicknessMappingNormalsSequence	SQ	1	
(0022,1445)	Retinal Thickness Definition Code Sequence	RetinalThicknessDefinitionCodeSequence	SQ	1	

Tag	Name	Keyword	VR	VM	
(0022,1450)	Pixel Value Mapping to Coded Concept Sequence	PixelValueMappingToCodedConceptSequence	SQ	1	
(0022,1452)	Mapped Pixel Value	MappedPixelValue	US or SS	1	
(0022,1454)	Pixel Value Mapping Explanation	PixelValueMappingExplanation	LO	1	
(0022,1458)	Ophthalmic Thickness Map Quality Threshold Sequence	OphthalmicThicknessMapQualityThresholdSequence	SQ	1	
(0022,1460)	Ophthalmic Thickness Map Threshold Quality Rating	OphthalmicThicknessMapThresholdQualityRating	FL	1	
(0022,1463)	Anatomic Structure Reference Point	AnatomicStructureReferencePoint	FL	2	
(0022,1465)	Registration to Localizer Sequence	RegistrationToLocalizerSequence	SQ	1	
(0022,1466)	Registered Localizer Units	RegisteredLocalizerUnits	CS	1	
(0022,1467)	Registered Localizer Top Left Hand Corner	RegisteredLocalizerTopLeftHandCorner	FL	2	
(0022,1468)	Registered Localizer Bottom Right Hand Corner	RegisteredLocalizerBottomRightHandCorner	FL	2	
(0022,1470)	Ophthalmic Thickness Map Quality Rating Sequence	OphthalmicThicknessMapQualityRatingSequence	SQ	1	
(0022,1472)	Relevant OPT Attributes Sequence	RelevantOPTAttributesSequence	SQ	1	
(0022,1512)	Transformation Method Code Sequence	TransformationMethodCodeSequence	SQ	1	
(0022,1513)	Transformation Algorithm Sequence	TransformationAlgorithmSequence	SQ	1	
(0022,1515)	Ophthalmic Axial Length Method	OphthalmicAxialLengthMethod	CS	1	
(0022,1517)	Ophthalmic FOV	OphthalmicFOV	FL	1	
(0022,1518)	Two Dimensional to Three Dimensional Map Sequence	TwoDimensionalToThreeDimensionalMapSequence	SQ	1	
(0022,1525)	Wide Field Ophthalmic Photography Quality Rating Sequence	WideFieldOphthalmicPhotographyQualityRatingSequence	SQ	1	
(0022,1526)	Wide Field Ophthalmic Photography Quality Threshold Sequence	WideFieldOphthalmicPhotographyQualityThresholdSequence	SQ	1	
(0022,1527)	Wide Field Ophthalmic Photography Threshold Quality Rating	WideFieldOphthalmicPhotographyThresholdQualityRating	FL	1	
(0022,1528)	X Coordinates Center Pixel View Angle	XCoordinatesCenterPixelViewAngle	FL	1	
(0022,1529)	Y Coordinates Center Pixel View Angle	YCoordinatesCenterPixelViewAngle	FL	1	
(0022,1530)	Number of Map Points	NumberOfMapPoints	UL	1	
(0022,1531)	Two Dimensional to Three Dimensional Map Data	TwoDimensionalToThreeDimensionalMapData	OF	1	
(0022,1612)	Derivation Algorithm Sequence	DerivationAlgorithmSequence	SQ	1	
(0022,1615)	Ophthalmic Image Type Code Sequence	OphthalmicImageTypeCodeSequence	SQ	1	
(0022,1616)	Ophthalmic Image Type Description	OphthalmicImageTypeDescription	LO	1	
(0022,1618)	Scan Pattern Type Code Sequence	ScanPatternTypeCodeSequence	SQ	1	
(0022,1620)	Referenced Surface Mesh Identification Sequence	ReferencedSurfaceMeshIdentificationSequence	SQ	1	

Tag	Name	Keyword	VR	VM	
(0022,1622)	Ophthalmic Volumetric Properties Flag	OphthalmicVolumetricPropertiesFlag	CS	1	
(0022,1624)	Ophthalmic Anatomic Reference Point X-Coordinate	OphthalmicAnatomicReferencePointXCoordinate	FL	1	
(0022,1626)	Ophthalmic Anatomic Reference Point Y-Coordinate	OphthalmicAnatomicReferencePointYCoordinate	FL	1	
(0022,1628)	Ophthalmic En Face Image Quality Rating Sequence	OphthalmicEnFaceImageQualityRatingSequence	SQ	1	
(0022,1630)	Quality Threshold	QualityThreshold	DS	1	
(0022,1640)	OCT B-scan Analysis Acquisition Parameters Sequence	OCTBscanAnalysisAcquisitionParametersSequence	SQ	1	
(0022,1642)	Number of B-scans Per Frame	NumberOfBscansPerFrame	UL	1	
(0022,1643)	B-scan Slab Thickness	BscanSlabThickness	FL	1	
(0022,1644)	Distance Between B-scan Slabs	DistanceBetweenBscanSlabs	FL	1	
(0022,1645)	B-scan Cycle Time	BscanCycleTime	FL	1	
(0022,1646)	B-scan Cycle Time Vector	BscanCycleTimeVector	FL	1-n	
(0022,1649)	A-scan Rate	AscanRate	FL	1	
(0022,1650)	B-scan Rate	BscanRate	FL	1	
(0022,1658)	Surface Mesh Z-Pixel Offset	SurfaceMeshZPixelOffset	UL	1	
(0024,0010)	Visual Field Horizontal Extent	VisualFieldHorizontalExtent	FL	1	
(0024,0011)	Visual Field Vertical Extent	VisualFieldVerticalExtent	FL	1	
(0024,0012)	Visual Field Shape	VisualFieldShape	CS	1	
(0024,0016)	Screening Test Mode Code Sequence	ScreeningTestModeCodeSequence	SQ	1	
(0024,0018)	Maximum Stimulus Luminance	MaximumStimulusLuminance	FL	1	
(0024,0020)	Background Luminance	BackgroundLuminance	FL	1	
(0024,0021)	Stimulus Color Code Sequence	StimulusColorCodeSequence	SQ	1	
(0024,0024)	Background Illumination Color Code Sequence	BackgroundIlluminationColorCodeSequence	SQ	1	
(0024,0025)	Stimulus Area	StimulusArea	FL	1	
(0024,0028)	Stimulus Presentation Time	StimulusPresentationTime	FL	1	
(0024,0032)	Fixation Sequence	FixationSequence	SQ	1	
(0024,0033)	Fixation Monitoring Code Sequence	FixationMonitoringCodeSequence	SQ	1	
(0024,0034)	Visual Field Catch Trial Sequence	VisualFieldCatchTrialSequence	SQ	1	
(0024,0035)	Fixation Checked Quantity	FixationCheckedQuantity	US	1	
(0024,0036)	Patient Not Properly Fixated Quantity	PatientNotProperlyFixatedQuantity	US	1	
(0024,0037)	Presented Visual Stimuli Data Flag	PresentedVisualStimuliDataFlag	CS	1	
(0024,0038)	Number of Visual Stimuli	NumberOfVisualStimuli	US	1	
(0024,0039)	Excessive Fixation Losses Data Flag	ExcessiveFixationLossesDataFlag	CS	1	
(0024,0040)	Excessive Fixation Losses	ExcessiveFixationLosses	CS	1	
(0024,0042)	Stimuli Retesting Quantity	StimuliRetestingQuantity	US	1	

Tag	Name	Keyword	VR	VM	
(0024,0044)	Comments on Patient's Performance of Visual Field	CommentsOnPatientPerformanceOfVisualField	LT	1	
(0024,0045)	False Negatives Estimate Flag	FalseNegativesEstimateFlag	CS	1	
(0024,0046)	False Negatives Estimate	FalseNegativesEstimate	FL	1	
(0024,0048)	Negative Catch Trials Quantity	NegativeCatchTrialsQuantity	US	1	
(0024,0050)	False Negatives Quantity	FalseNegativesQuantity	US	1	
(0024,0051)	Excessive False Negatives Data Flag	ExcessiveFalseNegativesDataFlag	CS	1	
(0024,0052)	Excessive False Negatives	ExcessiveFalseNegatives	CS	1	
(0024,0053)	False Positives Estimate Flag	FalsePositivesEstimateFlag	CS	1	
(0024,0054)	False Positives Estimate	FalsePositivesEstimate	FL	1	
(0024,0055)	Catch Trials Data Flag	CatchTrialsDataFlag	CS	1	
(0024,0056)	Positive Catch Trials Quantity	PositiveCatchTrialsQuantity	US	1	
(0024,0057)	Test Point Normals Data Flag	TestPointNormalsDataFlag	CS	1	
(0024,0058)	Test Point Normals Sequence	TestPointNormalsSequence	SQ	1	
(0024,0059)	Global Deviation Probability Normals Flag	GlobalDeviationProbabilityNormalsFlag	CS	1	
(0024,0060)	False Positives Quantity	FalsePositivesQuantity	US	1	
(0024,0061)	Excessive False Positives Data Flag	ExcessiveFalsePositivesDataFlag	CS	1	
(0024,0062)	Excessive False Positives	ExcessiveFalsePositives	CS	1	
(0024,0063)	Visual Field Test Normals Flag	VisualFieldTestNormalsFlag	CS	1	
(0024,0064)	Results Normals Sequence	ResultsNormalsSequence	SQ	1	
(0024,0065)	Age Corrected Sensitivity Deviation Algorithm Sequence	AgeCorrectedSensitivityDeviationAlgorithmSequence	SQ	1	
(0024,0066)	Global Deviation From Normal	GlobalDeviationFromNormal	FL	1	
(0024,0067)	Generalized Defect Sensitivity Deviation Algorithm Sequence	GeneralizedDefectSensitivityDeviationAlgorithmSequence	SQ	1	
(0024,0068)	Localized Deviation From Normal	LocalizedDeviationFromNormal	FL	1	
(0024,0069)	Patient Reliability Indicator	PatientReliabilityIndicator	LO	1	
(0024,0070)	Visual Field Mean Sensitivity	VisualFieldMeanSensitivity	FL	1	
(0024,0071)	Global Deviation Probability	GlobalDeviationProbability	FL	1	
(0024,0072)	Local Deviation Probability Normals Flag	LocalDeviationProbabilityNormalsFlag	CS	1	
(0024,0073)	Localized Deviation Probability	LocalizedDeviationProbability	FL	1	
(0024,0074)	Short Term Fluctuation Calculated	ShortTermFluctuationCalculated	CS	1	
(0024,0075)	Short Term Fluctuation	ShortTermFluctuation	FL	1	
(0024,0076)	Short Term Fluctuation Probability Calculated	ShortTermFluctuationProbabilityCalculated	CS	1	
(0024,0077)	Short Term Fluctuation Probability	ShortTermFluctuationProbability	FL	1	
(0024,0078)	Corrected Localized Deviation From Normal Calculated	CorrectedLocalizedDeviationFromNormalCalculated	CS	1	
(0024,0079)	Corrected Localized Deviation From Normal	CorrectedLocalizedDeviationFromNormal	FL	1	



Tag	Name	Keyword	VR	VM	
(0024,0080)	Corrected Localized Deviation From Normal Probability Calculated	CorrectedLocalizedDeviationFromNormalProbabilityCalculated	CS	1	
(0024,0081)	Corrected Localized Deviation From Normal Probability	CorrectedLocalizedDeviationFromNormalProbability	FL	1	
(0024,0083)	Global Deviation Probability Sequence	GlobalDeviationProbabilitySequence	SQ	1	
(0024,0085)	Localized Deviation Probability Sequence	LocalizedDeviationProbabilitySequence	SQ	1	
(0024,0086)	Foveal Sensitivity Measured	FovealSensitivityMeasured	CS	1	
(0024,0087)	Foveal Sensitivity	FovealSensitivity	FL	1	
(0024,0088)	Visual Field Test Duration	VisualFieldTestDuration	FL	1	
(0024,0089)	Visual Field Test Point Sequence	VisualFieldTestPointSequence	SQ	1	
(0024,0090)	Visual Field Test Point X-Coordinate	VisualFieldTestPointXCoordinate	FL	1	
(0024,0091)	Visual Field Test Point Y-Coordinate	VisualFieldTestPointYCoordinate	FL	1	
(0024,0092)	Age Corrected Sensitivity Deviation Value	AgeCorrectedSensitivityDeviationValue	FL	1	
(0024,0093)	Stimulus Results	StimulusResults	CS	1	
(0024,0094)	Sensitivity Value	SensitivityValue	FL	1	
(0024,0095)	Retest Stimulus Seen	RetestStimulusSeen	CS	1	
(0024,0096)	Retest Sensitivity Value	RetestSensitivityValue	FL	1	
(0024,0097)	Visual Field Test Point Normals Sequence	VisualFieldTestPointNormalsSequence	SQ	1	
(0024,0098)	Quantified Defect	QuantifiedDefect	FL	1	
(0024,0100)	Age Corrected Sensitivity Deviation Probability Value	AgeCorrectedSensitivityDeviationProbabilityValue	FL	1	
(0024,0102)	Generalized Defect Corrected Sensitivity Deviation Flag	GeneralizedDefectCorrectedSensitivityDeviationFlag	CS	1	
(0024,0103)	Generalized Defect Corrected Sensitivity Deviation Value	GeneralizedDefectCorrectedSensitivityDeviationValue	FL	1	
(0024,0104)	Generalized Defect Corrected Sensitivity Deviation Probability Value	GeneralizedDefectCorrectedSensitivityDeviationProbabilityValue	FL	1	
(0024,0105)	Minimum Sensitivity Value	MinimumSensitivityValue	FL	1	
(0024,0106)	Blind Spot Localized	BlindSpotLocalized	CS	1	
(0024,0107)	Blind Spot X-Coordinate	BlindSpotXCoordinate	FL	1	
(0024,0108)	Blind Spot Y-Coordinate	BlindSpotYCoordinate	FL	1	
(0024,0110)	Visual Acuity Measurement Sequence	VisualAcuityMeasurementSequence	SQ	1	
(0024,0112)	Refractive Parameters Used on Patient Sequence	RefractiveParametersUsedOnPatientSequence	SQ	1	
(0024,0113)	Measurement Laterality	MeasurementLaterality	CS	1	
(0024,0114)	Ophthalmic Patient Clinical Information Left Eye Sequence	OphthalmicPatientClinicalInformationLeftEyeSequence	SQ	1	

Tag	Name	Keyword	VR	VM	
(0024,0115)	Ophthalmic Patient Clinical Information Right Eye Sequence	OphthalmicPatientClinicalInformationRightEyeSequence	SQ	1	
(0024,0117)	Foveal Point Normative Data Flag	FovealPointNormativeDataFlag	CS	1	
(0024,0118)	Foveal Point Probability Value	FovealPointProbabilityValue	FL	1	
(0024,0120)	Screening Baseline Measured	ScreeningBaselineMeasured	CS	1	
(0024,0122)	Screening Baseline Measured Sequence	ScreeningBaselineMeasuredSequence	SQ	1	
(0024,0124)	Screening Baseline Type	ScreeningBaselineType	CS	1	
(0024,0126)	Screening Baseline Value	ScreeningBaselineValue	FL	1	
(0024,0202)	Algorithm Source	AlgorithmSource	LO	1	
(0024,0306)	Data Set Name	DataSetName	LO	1	
(0024,0307)	Data Set Version	DataSetVersion	LO	1	
(0024,0308)	Data Set Source	DataSetSource	LO	1	
(0024,0309)	Data Set Description	DataSetDescription	LO	1	
(0024,0317)	Visual Field Test Reliability Global Index Sequence	VisualFieldTestReliabilityGlobalIndexSequence	SQ	1	
(0024,0320)	Visual Field Global Results Index Sequence	VisualFieldGlobalResultsIndexSequence	SQ	1	
(0024,0325)	Data Observation Sequence	DataObservationSequence	SQ	1	
(0024,0338)	Index Normals Flag	IndexNormalsFlag	CS	1	
(0024,0341)	Index Probability	IndexProbability	FL	1	
(0024,0344)	Index Probability Sequence	IndexProbabilitySequence	SQ	1	
(0028,0002)	Samples per Pixel	SamplesPerPixel	US	1	
(0028,0003)	Samples per Pixel Used	SamplesPerPixelUsed	US	1	
(0028,0004)	Photometric Interpretation	PhotometricInterpretation	CS	1	
(0028,0005)	<i>Image Dimensions</i>	<i>ImageDimensions</i>	US	1	RET
(0028,0006)	Planar Configuration	PlanarConfiguration	US	1	
(0028,0008)	Number of Frames	NumberOfFrames	IS	1	
(0028,0009)	Frame Increment Pointer	FrameIncrementPointer	AT	1-n	
(0028,000A)	Frame Dimension Pointer	FrameDimensionPointer	AT	1-n	
(0028,0010)	Rows	Rows	US	1	
(0028,0011)	Columns	Columns	US	1	
(0028,0012)	<i>Planes</i>	<i>Planes</i>	US	1	RET
(0028,0014)	Ultrasound Color Data Present	UltrasoundColorDataPresent	US	1	
(0028,0020)					RET - See Note 3
(0028,0030)	Pixel Spacing	PixelSpacing	DS	2	
(0028,0031)	Zoom Factor	ZoomFactor	DS	2	
(0028,0032)	Zoom Center	ZoomCenter	DS	2	
(0028,0034)	Pixel Aspect Ratio	PixelAspectRatio	IS	2	
(0028,0040)	<i>Image Format</i>	<i>ImageFormat</i>	CS	1	RET
(0028,0050)	<i>Manipulated Image</i>	<i>ManipulatedImage</i>	LO	1-n	RET
(0028,0051)	Corrected Image	CorrectedImage	CS	1-n	

Tag	Name	Keyword	VR	VM	
(0028,005F)	Compression Recognition Code	CompressionRecognitionCode	LO	1	RET
(0028,0060)	Compression Code	CompressionCode	CS	1	RET
(0028,0061)	Compression Originator	CompressionOriginator	SH	1	RET
(0028,0062)	Compression Label	CompressionLabel	LO	1	RET
(0028,0063)	Compression Description	CompressionDescription	SH	1	RET
(0028,0065)	Compression Sequence	CompressionSequence	CS	1-n	RET
(0028,0066)	Compression Step Pointers	CompressionStepPointers	AT	1-n	RET
(0028,0068)	Repeat Interval	RepeatInterval	US	1	RET
(0028,0069)	Bits Grouped	BitsGrouped	US	1	RET
(0028,0070)	Perimeter Table	PerimeterTable	US	1-n	RET
(0028,0071)	Perimeter Value	PerimeterValue	US or SS	1	RET
(0028,0080)	Predictor Rows	PredictorRows	US	1	RET
(0028,0081)	Predictor Columns	PredictorColumns	US	1	RET
(0028,0082)	Predictor Constants	PredictorConstants	US	1-n	RET
(0028,0090)	Blocked Pixels	BlockedPixels	CS	1	RET
(0028,0091)	Block Rows	BlockRows	US	1	RET
(0028,0092)	Block Columns	BlockColumns	US	1	RET
(0028,0093)	Row Overlap	RowOverlap	US	1	RET
(0028,0094)	Column Overlap	ColumnOverlap	US	1	RET
(0028,0100)	Bits Allocated	BitsAllocated	US	1	
(0028,0101)	Bits Stored	BitsStored	US	1	
(0028,0102)	High Bit	HighBit	US	1	
(0028,0103)	Pixel Representation	PixelRepresentation	US	1	
(0028,0104)	Smallest Valid Pixel Value	SmallestValidPixelValue	US or SS	1	RET
(0028,0105)	Largest Valid Pixel Value	LargestValidPixelValue	US or SS	1	RET
(0028,0106)	Smallest Image Pixel Value	SmallestImagePixelValue	US or SS	1	
(0028,0107)	Largest Image Pixel Value	LargestImagePixelValue	US or SS	1	
(0028,0108)	Smallest Pixel Value in Series	SmallestPixelValueInSeries	US or SS	1	
(0028,0109)	Largest Pixel Value in Series	LargestPixelValueInSeries	US or SS	1	
(0028,0110)	Smallest Image Pixel Value in Plane	SmallestImagePixelValueInPlane	US or SS	1	RET
(0028,0111)	Largest Image Pixel Value in Plane	LargestImagePixelValueInPlane	US or SS	1	RET
(0028,0120)	Pixel Padding Value	PixelPaddingValue	US or SS	1	
(0028,0121)	Pixel Padding Range Limit	PixelPaddingRangeLimit	US or SS	1	
(0028,0122)	Float Pixel Padding Value	FloatPixelPaddingValue	FL	1	
(0028,0123)	Double Float Pixel Padding Value	DoubleFloatPixelPaddingValue	FD	1	
(0028,0124)	Float Pixel Padding Range Limit	FloatPixelPaddingRangeLimit	FL	1	
(0028,0125)	Double Float Pixel Padding Range Limit	DoubleFloatPixelPaddingRangeLimit	FD	1	
(0028,0200)	Image Location	ImageLocation	US	1	RET
(0028,0300)	Quality Control Image	QualityControlImage	CS	1	
(0028,0301)	Burned In Annotation	BurnedInAnnotation	CS	1	

Tag	Name	Keyword	VR	VM	
(0028,0302)	Recognizable Visual Features	RecognizableVisualFeatures	CS	1	
(0028,0303)	Longitudinal Temporal Information Modified	LongitudinalTemporalInformationModified	CS	1	
(0028,0304)	Referenced Color Palette Instance UID	ReferencedColorPaletteInstanceUID	UI	1	
(0028,0400)	Transform Label	TransformLabel	LO	1	RET
(0028,0401)	Transform Version Number	TransformVersionNumber	LO	1	RET
(0028,0402)	Number of Transform Steps	NumberOfTransformSteps	US	1	RET
(0028,0403)	Sequence of Compressed Data	SequenceOfCompressedData	LO	1-n	RET
(0028,0404)	Details of Coefficients	DetailsOfCoefficients	AT	1-n	RET
(0028,04x0)	Rows For Nth Order Coefficients	RowsForNthOrderCoefficients	US	1	RET
(0028,04x1)	Columns For Nth Order Coefficients	ColumnsForNthOrderCoefficients	US	1	RET
(0028,04x2)	Coefficient Coding	CoefficientCoding	LO	1-n	RET
(0028,04x3)	Coefficient Coding Pointers	CoefficientCodingPointers	AT	1-n	RET
(0028,0700)	DCT Label	DCTLabel	LO	1	RET
(0028,0701)	Data Block Description	DataBlockDescription	CS	1-n	RET
(0028,0702)	Data Block	DataBlock	AT	1-n	RET
(0028,0710)	Normalization Factor Format	NormalizationFactorFormat	US	1	RET
(0028,0720)	Zonal Map Number Format	ZonalMapNumberFormat	US	1	RET
(0028,0721)	Zonal Map Location	ZonalMapLocation	AT	1-n	RET
(0028,0722)	Zonal Map Format	ZonalMapFormat	US	1	RET
(0028,0730)	Adaptive Map Format	AdaptiveMapFormat	US	1	RET
(0028,0740)	Code Number Format	CodeNumberFormat	US	1	RET
(0028,08x0)	Code Label	CodeLabel	CS	1-n	RET
(0028,08x2)	Number of Tables	NumberOfTables	US	1	RET
(0028,08x3)	Code Table Location	CodeTableLocation	AT	1-n	RET
(0028,08x4)	Bits For Code Word	BitsForCodeWord	US	1	RET
(0028,08x8)	Image Data Location	ImageDataLocation	AT	1-n	RET
(0028,0A02)	Pixel Spacing Calibration Type	PixelSpacingCalibrationType	CS	1	
(0028,0A04)	Pixel Spacing Calibration Description	PixelSpacingCalibrationDescription	LO	1	
(0028,1040)	Pixel Intensity Relationship	PixelIntensityRelationship	CS	1	
(0028,1041)	Pixel Intensity Relationship Sign	PixelIntensityRelationshipSign	SS	1	
(0028,1050)	Window Center	WindowCenter	DS	1-n	
(0028,1051)	Window Width	WindowWidth	DS	1-n	
(0028,1052)	Rescale Intercept	RescaleIntercept	DS	1	
(0028,1053)	Rescale Slope	RescaleSlope	DS	1	
(0028,1054)	Rescale Type	RescaleType	LO	1	
(0028,1055)	Window Center & Width Explanation	WindowCenterWidthExplanation	LO	1-n	
(0028,1056)	VOI LUT Function	VOILUTFunction	CS	1	
(0028,1080)	Gray Scale	GrayScale	CS	1	RET
(0028,1090)	Recommended Viewing Mode	RecommendedViewingMode	CS	1	

Tag	Name	Keyword	VR	VM	
(0028,1100)	Gray Lookup Table Descriptor	GrayLookupTableDescriptor	US or SS	3	RET
(0028,1101)	Red Palette Color Lookup Table Descriptor	RedPaletteColorLookupTableDescriptor	US or SS	3	
(0028,1102)	Green Palette Color Lookup Table Descriptor	GreenPaletteColorLookupTableDescriptor	US or SS	3	
(0028,1103)	Blue Palette Color Lookup Table Descriptor	BluePaletteColorLookupTableDescriptor	US or SS	3	
(0028,1104)	Alpha Palette Color Lookup Table Descriptor	AlphaPaletteColorLookupTableDescriptor	US	3	
(0028,1111)	Large Red Palette Color Lookup Table Descriptor	LargeRedPaletteColorLookupTableDescriptor	US or SS	4	RET
(0028,1112)	Large Green Palette Color Lookup Table Descriptor	LargeGreenPaletteColorLookupTableDescriptor	US or SS	4	RET
(0028,1113)	Large Blue Palette Color Lookup Table Descriptor	LargeBluePaletteColorLookupTableDescriptor	US or SS	4	RET
(0028,1199)	Palette Color Lookup Table UID	PaletteColorLookupTableUID	UI	1	
(0028,1200)	Gray Lookup Table Data	GrayLookupTableData	US or SS or OW	1-n or 1	RET
(0028,1201)	Red Palette Color Lookup Table Data	RedPaletteColorLookupTableData	OW	1	
(0028,1202)	Green Palette Color Lookup Table Data	GreenPaletteColorLookupTableData	OW	1	
(0028,1203)	Blue Palette Color Lookup Table Data	BluePaletteColorLookupTableData	OW	1	
(0028,1204)	Alpha Palette Color Lookup Table Data	AlphaPaletteColorLookupTableData	OW	1	
(0028,1211)	Large Red Palette Color Lookup Table Data	LargeRedPaletteColorLookupTableData	OW	1	RET
(0028,1212)	Large Green Palette Color Lookup Table Data	LargeGreenPaletteColorLookupTableData	OW	1	RET
(0028,1213)	Large Blue Palette Color Lookup Table Data	LargeBluePaletteColorLookupTableData	OW	1	RET
(0028,1214)	Large Palette Color Lookup Table UID	LargePaletteColorLookupTableUID	UI	1	RET
(0028,1221)	Segmented Red Palette Color Lookup Table Data	SegmentedRedPaletteColorLookupTableData	OW	1	
(0028,1222)	Segmented Green Palette Color Lookup Table Data	SegmentedGreenPaletteColorLookupTableData	OW	1	
(0028,1223)	Segmented Blue Palette Color Lookup Table Data	SegmentedBluePaletteColorLookupTableData	OW	1	
(0028,1224)	Segmented Alpha Palette Color Lookup Table Data	SegmentedAlphaPaletteColorLookupTableData	OW	1	
(0028,1230)	Stored Value Color Range Sequence	StoredValueColorRangeSequence	SQ	1	
(0028,1231)	Minimum Stored Value Mapped	MinimumStoredValueMapped	FD	1	
(0028,1232)	Maximum Stored Value Mapped	MaximumStoredValueMapped	FD	1	
(0028,1300)	Breast Implant Present	BreastImplantPresent	CS	1	

Tag	Name	Keyword	VR	VM	
(0028,1350)	Partial View	PartialView	CS	1	
(0028,1351)	Partial View Description	PartialViewDescription	ST	1	
(0028,1352)	Partial View Code Sequence	PartialViewCodeSequence	SQ	1	
(0028,135A)	Spatial Locations Preserved	SpatialLocationsPreserved	CS	1	
(0028,1401)	Data Frame Assignment Sequence	DataFrameAssignmentSequence	SQ	1	
(0028,1402)	Data Path Assignment	DataPathAssignment	CS	1	
(0028,1403)	Bits Mapped to Color Lookup Table	BitsMappedToColorLookupTable	US	1	
(0028,1404)	Blending LUT 1 Sequence	BlendingLUT1Sequence	SQ	1	
(0028,1405)	Blending LUT 1 Transfer Function	BlendingLUT1TransferFunction	CS	1	
(0028,1406)	Blending Weight Constant	BlendingWeightConstant	FD	1	
(0028,1407)	Blending Lookup Table Descriptor	BlendingLookupTableDescriptor	US	3	
(0028,1408)	Blending Lookup Table Data	BlendingLookupTableData	OW	1	
(0028,140B)	Enhanced Palette Color Lookup Table Sequence	EnhancedPaletteColorLookupTableSequence	SQ	1	
(0028,140C)	Blending LUT 2 Sequence	BlendingLUT2Sequence	SQ	1	
(0028,140D)	Blending LUT 2 Transfer Function	BlendingLUT2TransferFunction	CS	1	
(0028,140E)	Data Path ID	DataPathID	CS	1	
(0028,140F)	RGB LUT Transfer Function	RGBLUTTransferFunction	CS	1	
(0028,1410)	Alpha LUT Transfer Function	AlphaLUTTransferFunction	CS	1	
(0028,2000)	ICC Profile	ICCProfile	OB	1	
(0028,2002)	Color Space	ColorSpace	CS	1	
(0028,2110)	Lossy Image Compression	LossyImageCompression	CS	1	
(0028,2112)	Lossy Image Compression Ratio	LossyImageCompressionRatio	DS	1-n	
(0028,2114)	Lossy Image Compression Method	LossyImageCompressionMethod	CS	1-n	
(0028,3000)	Modality LUT Sequence	ModalityLUTSequence	SQ	1	
(0028,3002)	LUT Descriptor	LUTDescriptor	US or SS	3	
(0028,3003)	LUT Explanation	LUTExplanation	LO	1	
(0028,3004)	Modality LUT Type	ModalityLUTType	LO	1	
(0028,3006)	LUT Data	LUTData	US or OW	1-n or 1	
(0028,3010)	VOI LUT Sequence	VOILUTSequence	SQ	1	
(0028,3110)	Softcopy VOI LUT Sequence	SoftcopyVOILUTSequence	SQ	1	
(0028,4000)	<i>Image Presentation Comments</i>	<i>ImagePresentationComments</i>	<i>LT</i>	<i>1</i>	<i>RET</i>
(0028,5000)	<i>Bi-Plane Acquisition Sequence</i>	<i>BiPlaneAcquisitionSequence</i>	<i>SQ</i>	<i>1</i>	<i>RET</i>
(0028,6010)	Representative Frame Number	RepresentativeFrameNumber	US	1	
(0028,6020)	Frame Numbers of Interest (FOI)	FrameNumbersOfInterest	US	1-n	
(0028,6022)	Frame of Interest Description	FrameOfInterestDescription	LO	1-n	
(0028,6023)	Frame of Interest Type	FrameOfInterestType	CS	1-n	
(0028,6030)	<i>Mask Pointer(s)</i>	<i>MaskPointers</i>	<i>US</i>	<i>1-n</i>	<i>RET</i>
(0028,6040)	R Wave Pointer	RWavePointer	US	1-n	
(0028,6100)	Mask Subtraction Sequence	MaskSubtractionSequence	SQ	1	
(0028,6101)	Mask Operation	MaskOperation	CS	1	
(0028,6102)	Applicable Frame Range	ApplicableFrameRange	US	2-2n	

Tag	Name	Keyword	VR	VM	
(0028,6110)	Mask Frame Numbers	MaskFrameNumbers	US	1-n	
(0028,6112)	Contrast Frame Averaging	ContrastFrameAveraging	US	1	
(0028,6114)	Mask Sub-pixel Shift	MaskSubPixelShift	FL	2	
(0028,6120)	TID Offset	TIDOffset	SS	1	
(0028,6190)	Mask Operation Explanation	MaskOperationExplanation	ST	1	
(0028,7000)	Equipment Administrator Sequence	EquipmentAdministratorSequence	SQ	1	
(0028,7001)	Number of Display Subsystems	NumberOfDisplaySubsystems	US	1	
(0028,7002)	Current Configuration ID	CurrentConfigurationID	US	1	
(0028,7003)	Display Subsystem ID	DisplaySubsystemID	US	1	
(0028,7004)	Display Subsystem Name	DisplaySubsystemName	SH	1	
(0028,7005)	Display Subsystem Description	DisplaySubsystemDescription	LO	1	
(0028,7006)	System Status	SystemStatus	CS	1	
(0028,7007)	System Status Comment	SystemStatusComment	LO	1	
(0028,7008)	Target Luminance Characteristics Sequence	TargetLuminanceCharacteristicsSequence	SQ	1	
(0028,7009)	Luminance Characteristics ID	LuminanceCharacteristicsID	US	1	
(0028,700A)	Display Subsystem Configuration Sequence	DisplaySubsystemConfigurationSequence	SQ	1	
(0028,700B)	Configuration ID	ConfigurationID	US	1	
(0028,700C)	Configuration Name	ConfigurationName	SH	1	
(0028,700D)	Configuration Description	ConfigurationDescription	LO	1	
(0028,700E)	Referenced Target Luminance Characteristics ID	ReferencedTargetLuminanceCharacteristicsID	US	1	
(0028,700F)	QA Results Sequence	QAResultsSequence	SQ	1	
(0028,7010)	Display Subsystem QA Results Sequence	DisplaySubsystemQAResultsSequence	SQ	1	
(0028,7011)	Configuration QA Results Sequence	ConfigurationQAResultsSequence	SQ	1	
(0028,7012)	Measurement Equipment Sequence	MeasurementEquipmentSequence	SQ	1	
(0028,7013)	Measurement Functions	MeasurementFunctions	CS	1-n	
(0028,7014)	Measurement Equipment Type	MeasurementEquipmentType	CS	1	
(0028,7015)	Visual Evaluation Result Sequence	VisualEvaluationResultSequence	SQ	1	
(0028,7016)	Display Calibration Result Sequence	DisplayCalibrationResultSequence	SQ	1	
(0028,7017)	DDL Value	DDLValue	US	1	
(0028,7018)	CIExy White Point	CIExyWhitePoint	FL	2	
(0028,7019)	Display Function Type	DisplayFunctionType	CS	1	
(0028,701A)	Gamma Value	GammaValue	FL	1	
(0028,701B)	Number of Luminance Points	NumberOfLuminancePoints	US	1	
(0028,701C)	Luminance Response Sequence	LuminanceResponseSequence	SQ	1	
(0028,701D)	Target Minimum Luminance	TargetMinimumLuminance	FL	1	
(0028,701E)	Target Maximum Luminance	TargetMaximumLuminance	FL	1	
(0028,701F)	Luminance Value	LuminanceValue	FL	1	

Tag	Name	Keyword	VR	VM	
(0028,7020)	Luminance Response Description	LuminanceResponseDescription	LO	1	
(0028,7021)	White Point Flag	WhitePointFlag	CS	1	
(0028,7022)	Display Device Type Code Sequence	DisplayDeviceTypeCodeSequence	SQ	1	
(0028,7023)	Display Subsystem Sequence	DisplaySubsystemSequence	SQ	1	
(0028,7024)	Luminance Result Sequence	LuminanceResultSequence	SQ	1	
(0028,7025)	Ambient Light Value Source	AmbientLightValueSource	CS	1	
(0028,7026)	Measured Characteristics	MeasuredCharacteristics	CS	1-n	
(0028,7027)	Luminance Uniformity Result Sequence	LuminanceUniformityResultSequence	SQ	1	
(0028,7028)	Visual Evaluation Test Sequence	VisualEvaluationTestSequence	SQ	1	
(0028,7029)	Test Result	TestResult	CS	1	
(0028,702A)	Test Result Comment	TestResultComment	LO	1	
(0028,702B)	Test Image Validation	TestImageValidation	CS	1	
(0028,702C)	Test Pattern Code Sequence	TestPatternCodeSequence	SQ	1	
(0028,702D)	Measurement Pattern Code Sequence	MeasurementPatternCodeSequence	SQ	1	
(0028,702E)	Visual Evaluation Method Code Sequence	VisualEvaluationMethodCodeSequence	SQ	1	
(0028,7FE0)	Pixel Data Provider URL	PixelDataProviderURL	UR	1	
(0028,9001)	Data Point Rows	DataPointRows	UL	1	
(0028,9002)	Data Point Columns	DataPointColumns	UL	1	
(0028,9003)	Signal Domain Columns	SignalDomainColumns	CS	1	
(0028,9099)	<i>Largest Monochrome Pixel Value</i>	<i>LargestMonochromePixelValue</i>	US	1	RET
(0028,9108)	Data Representation	DataRepresentation	CS	1	
(0028,9110)	Pixel Measures Sequence	PixelMeasuresSequence	SQ	1	
(0028,9132)	Frame VOI LUT Sequence	FrameVOILUTSequence	SQ	1	
(0028,9145)	Pixel Value Transformation Sequence	PixelValueTransformationSequence	SQ	1	
(0028,9235)	Signal Domain Rows	SignalDomainRows	CS	1	
(0028,9411)	Display Filter Percentage	DisplayFilterPercentage	FL	1	
(0028,9415)	Frame Pixel Shift Sequence	FramePixelShiftSequence	SQ	1	
(0028,9416)	Subtraction Item ID	SubtractionItemID	US	1	
(0028,9422)	Pixel Intensity Relationship LUT Sequence	PixelIntensityRelationshipLUTSequence	SQ	1	
(0028,9443)	Frame Pixel Data Properties Sequence	FramePixelDataPropertiesSequence	SQ	1	
(0028,9444)	Geometrical Properties	GeometricalProperties	CS	1	
(0028,9445)	Geometric Maximum Distortion	GeometricMaximumDistortion	FL	1	
(0028,9446)	Image Processing Applied	ImageProcessingApplied	CS	1-n	
(0028,9454)	Mask Selection Mode	MaskSelectionMode	CS	1	
(0028,9474)	LUT Function	LUTFunction	CS	1	
(0028,9478)	Mask Visibility Percentage	MaskVisibilityPercentage	FL	1	
(0028,9501)	Pixel Shift Sequence	PixelShiftSequence	SQ	1	



Tag	Name	Keyword	VR	VM	
(0028,9502)	Region Pixel Shift Sequence	RegionPixelShiftSequence	SQ	1	
(0028,9503)	Vertices of the Region	VerticesOfTheRegion	SS	2-2n	
(0028,9505)	Multi-frame Presentation Sequence	MultiFramePresentationSequence	SQ	1	
(0028,9506)	Pixel Shift Frame Range	PixelShiftFrameRange	US	2-2n	
(0028,9507)	LUT Frame Range	LUTFrameRange	US	2-2n	
(0028,9520)	Image to Equipment Mapping Matrix	ImageToEquipmentMappingMatrix	DS	16	
(0028,9537)	Equipment Coordinate System Identification	EquipmentCoordinateSystemIdentification	CS	1	
(0032,000A)	Study Status ID	StudyStatusID	CS	1	RET
(0032,000C)	Study Priority ID	StudyPriorityID	CS	1	RET
(0032,0012)	Study ID Issuer	StudyIDIssuer	LO	1	RET
(0032,0032)	Study Verified Date	StudyVerifiedDate	DA	1	RET
(0032,0033)	Study Verified Time	StudyVerifiedTime	TM	1	RET
(0032,0034)	Study Read Date	StudyReadDate	DA	1	RET
(0032,0035)	Study Read Time	StudyReadTime	TM	1	RET
(0032,1000)	Scheduled Study Start Date	ScheduledStudyStartDate	DA	1	RET
(0032,1001)	Scheduled Study Start Time	ScheduledStudyStartTime	TM	1	RET
(0032,1010)	Scheduled Study Stop Date	ScheduledStudyStopDate	DA	1	RET
(0032,1011)	Scheduled Study Stop Time	ScheduledStudyStopTime	TM	1	RET
(0032,1020)	Scheduled Study Location	ScheduledStudyLocation	LO	1	RET
(0032,1021)	Scheduled Study Location AE Title	ScheduledStudyLocationAETitle	AE	1-n	RET
(0032,1030)	Reason for Study	ReasonForStudy	LO	1	RET
(0032,1031)	Requesting Physician Identification Sequence	RequestingPhysicianIdentificationSequence	SQ	1	
(0032,1032)	Requesting Physician	RequestingPhysician	PN	1	
(0032,1033)	Requesting Service	RequestingService	LO	1	
(0032,1034)	Requesting Service Code Sequence	RequestingServiceCodeSequence	SQ	1	
(0032,1040)	Study Arrival Date	StudyArrivalDate	DA	1	RET
(0032,1041)	Study Arrival Time	StudyArrivalTime	TM	1	RET
(0032,1050)	Study Completion Date	StudyCompletionDate	DA	1	RET
(0032,1051)	Study Completion Time	StudyCompletionTime	TM	1	RET
(0032,1055)	Study Component Status ID	StudyComponentStatusID	CS	1	RET
(0032,1060)	Requested Procedure Description	RequestedProcedureDescription	LO	1	
(0032,1064)	Requested Procedure Code Sequence	RequestedProcedureCodeSequence	SQ	1	
(0032,1070)	Requested Contrast Agent	RequestedContrastAgent	LO	1	
(0032,4000)	Study Comments	StudyComments	LT	1	RET
(0038,0004)	Referenced Patient Alias Sequence	ReferencedPatientAliasSequence	SQ	1	
(0038,0008)	Visit Status ID	VisitStatusID	CS	1	
(0038,0010)	Admission ID	AdmissionID	LO	1	
(0038,0011)	Issuer of Admission ID	IssuerOfAdmissionID	LO	1	RET

Tag	Name	Keyword	VR	VM	
(0038,0014)	Issuer of Admission ID Sequence	IssuerOfAdmissionIDSequence	SQ	1	
(0038,0016)	Route of Admissions	RouteOfAdmissions	LO	1	
(0038,001A)	<i>Scheduled Admission Date</i>	<i>ScheduledAdmissionDate</i>	DA	1	RET
(0038,001B)	<i>Scheduled Admission Time</i>	<i>ScheduledAdmissionTime</i>	TM	1	RET
(0038,001C)	<i>Scheduled Discharge Date</i>	<i>ScheduledDischargeDate</i>	DA	1	RET
(0038,001D)	<i>Scheduled Discharge Time</i>	<i>ScheduledDischargeTime</i>	TM	1	RET
(0038,001E)	<i>Scheduled Patient Institution Residence</i>	<i>ScheduledPatientInstitution Residence</i>	LO	1	RET
(0038,0020)	Admitting Date	AdmittingDate	DA	1	
(0038,0021)	Admitting Time	AdmittingTime	TM	1	
(0038,0030)	<i>Discharge Date</i>	<i>DischargeDate</i>	DA	1	RET
(0038,0032)	<i>Discharge Time</i>	<i>DischargeTime</i>	TM	1	RET
(0038,0040)	<i>Discharge Diagnosis Description</i>	<i>DischargeDiagnosisDescription</i>	LO	1	RET
(0038,0044)	<i>Discharge Diagnosis Code Sequence</i>	<i>DischargeDiagnosisCode Sequence</i>	SQ	1	RET
(0038,0050)	Special Needs	SpecialNeeds	LO	1	
(0038,0060)	Service Episode ID	ServiceEpisodeID	LO	1	
(0038,0061)	<i>Issuer of Service Episode ID</i>	<i>IssuerOfServiceEpisodeID</i>	LO	1	RET
(0038,0062)	Service Episode Description	ServiceEpisodeDescription	LO	1	
(0038,0064)	Issuer of Service Episode ID Sequence	IssuerOfServiceEpisodeID Sequence	SQ	1	
(0038,0100)	Pertinent Documents Sequence	PertinentDocumentsSequence	SQ	1	
(0038,0101)	Pertinent Resources Sequence	PertinentResourcesSequence	SQ	1	
(0038,0102)	Resource Description	ResourceDescription	LO	1	
(0038,0300)	Current Patient Location	CurrentPatientLocation	LO	1	
(0038,0400)	Patient's Institution Residence	PatientInstitutionResidence	LO	1	
(0038,0500)	Patient State	PatientState	LO	1	
(0038,0502)	Patient Clinical Trial Participation Sequence	PatientClinicalTrialParticipation Sequence	SQ	1	
(0038,4000)	Visit Comments	VisitComments	LT	1	
(003A,0004)	Waveform Originality	WaveformOriginality	CS	1	
(003A,0005)	Number of Waveform Channels	NumberOfWaveformChannels	US	1	
(003A,0010)	Number of Waveform Samples	NumberOfWaveformSamples	UL	1	
(003A,001A)	Sampling Frequency	SamplingFrequency	DS	1	
(003A,0020)	Multiplex Group Label	MultiplexGroupLabel	SH	1	
(003A,0200)	Channel Definition Sequence	ChannelDefinitionSequence	SQ	1	
(003A,0202)	Waveform Channel Number	WaveformChannelNumber	IS	1	
(003A,0203)	Channel Label	ChannelLabel	SH	1	
(003A,0205)	Channel Status	ChannelStatus	CS	1-n	
(003A,0208)	Channel Source Sequence	ChannelSourceSequence	SQ	1	
(003A,0209)	Channel Source Modifiers Sequence	ChannelSourceModifiersSequence	SQ	1	
(003A,020A)	Source Waveform Sequence	SourceWaveformSequence	SQ	1	

Tag	Name	Keyword	VR	VM	
(003A,020C)	Channel Derivation Description	ChannelDerivationDescription	LO	1	
(003A,0210)	Channel Sensitivity	ChannelSensitivity	DS	1	
(003A,0211)	Channel Sensitivity Units Sequence	ChannelSensitivityUnitsSequence	SQ	1	
(003A,0212)	Channel Sensitivity Correction Factor	ChannelSensitivityCorrectionFactor	DS	1	
(003A,0213)	Channel Baseline	ChannelBaseline	DS	1	
(003A,0214)	Channel Time Skew	ChannelTimeSkew	DS	1	
(003A,0215)	Channel Sample Skew	ChannelSampleSkew	DS	1	
(003A,0218)	Channel Offset	ChannelOffset	DS	1	
(003A,021A)	Waveform Bits Stored	WaveformBitsStored	US	1	
(003A,0220)	Filter Low Frequency	FilterLowFrequency	DS	1	
(003A,0221)	Filter High Frequency	FilterHighFrequency	DS	1	
(003A,0222)	Notch Filter Frequency	NotchFilterFrequency	DS	1	
(003A,0223)	Notch Filter Bandwidth	NotchFilterBandwidth	DS	1	
(003A,0230)	Waveform Data Display Scale	WaveformDataDisplayScale	FL	1	
(003A,0231)	Waveform Display Background CIE Lab Value	WaveformDisplayBackgroundCIELabValue	US	3	
(003A,0240)	Waveform Presentation Group Sequence	WaveformPresentationGroupSequence	SQ	1	
(003A,0241)	Presentation Group Number	PresentationGroupNumber	US	1	
(003A,0242)	Channel Display Sequence	ChannelDisplaySequence	SQ	1	
(003A,0244)	Channel Recommended Display CIE Lab Value	ChannelRecommendedDisplayCIELabValue	US	3	
(003A,0245)	Channel Position	ChannelPosition	FL	1	
(003A,0246)	Display Shading Flag	DisplayShadingFlag	CS	1	
(003A,0247)	Fractional Channel Display Scale	FractionalChannelDisplayScale	FL	1	
(003A,0248)	Absolute Channel Display Scale	AbsoluteChannelDisplayScale	FL	1	
(003A,0300)	Multiplexed Audio Channels Description Code Sequence	MultiplexedAudioChannelsDescriptionCodeSequence	SQ	1	
(003A,0301)	Channel Identification Code	ChannelIdentificationCode	IS	1	
(003A,0302)	Channel Mode	ChannelMode	CS	1	
(0040,0001)	Scheduled Station AE Title	ScheduledStationAETitle	AE	1-n	
(0040,0002)	Scheduled Procedure Step Start Date	ScheduledProcedureStepStartDate	DA	1	
(0040,0003)	Scheduled Procedure Step Start Time	ScheduledProcedureStepStartTime	TM	1	
(0040,0004)	Scheduled Procedure Step End Date	ScheduledProcedureStepEndDate	DA	1	
(0040,0005)	Scheduled Procedure Step End Time	ScheduledProcedureStepEndTime	TM	1	
(0040,0006)	Scheduled Performing Physician's Name	ScheduledPerformingPhysicianName	PN	1	
(0040,0007)	Scheduled Procedure Step Description	ScheduledProcedureStepDescription	LO	1	

Tag	Name	Keyword	VR	VM	
(0040,0008)	Scheduled Protocol Code Sequence	ScheduledProtocolCodeSequence	SQ	1	
(0040,0009)	Scheduled Procedure Step ID	ScheduledProcedureStepID	SH	1	
(0040,000A)	Stage Code Sequence	StageCodeSequence	SQ	1	
(0040,000B)	Scheduled Performing Physician Identification Sequence	ScheduledPerformingPhysicianIdentificationSequence	SQ	1	
(0040,0010)	Scheduled Station Name	ScheduledStationName	SH	1-n	
(0040,0011)	Scheduled Procedure Step Location	ScheduledProcedureStepLocation	SH	1	
(0040,0012)	Pre-Medication	PreMedication	LO	1	
(0040,0020)	Scheduled Procedure Step Status	ScheduledProcedureStepStatus	CS	1	
(0040,0026)	Order Placer Identifier Sequence	OrderPlacerIdentifierSequence	SQ	1	
(0040,0027)	Order Filler Identifier Sequence	OrderFillerIdentifierSequence	SQ	1	
(0040,0031)	Local Namespace Entity ID	LocalNamespaceEntityID	UT	1	
(0040,0032)	Universal Entity ID	UniversalEntityID	UT	1	
(0040,0033)	Universal Entity ID Type	UniversalEntityIDType	CS	1	
(0040,0035)	Identifier Type Code	IdentifierTypeCode	CS	1	
(0040,0036)	Assigning Facility Sequence	AssigningFacilitySequence	SQ	1	
(0040,0039)	Assigning Jurisdiction Code Sequence	AssigningJurisdictionCodeSequence	SQ	1	
(0040,003A)	Assigning Agency or Department Code Sequence	AssigningAgencyOrDepartmentCodeSequence	SQ	1	
(0040,0100)	Scheduled Procedure Step Sequence	ScheduledProcedureStepSequence	SQ	1	
(0040,0220)	Referenced Non-Image Composite SOP Instance Sequence	ReferencedNonImageCompositeSOPInstanceSequence	SQ	1	
(0040,0241)	Performed Station AE Title	PerformedStationAETitle	AE	1	
(0040,0242)	Performed Station Name	PerformedStationName	SH	1	
(0040,0243)	Performed Location	PerformedLocation	SH	1	
(0040,0244)	Performed Procedure Step Start Date	PerformedProcedureStepStartDate	DA	1	
(0040,0245)	Performed Procedure Step Start Time	PerformedProcedureStepStartTime	TM	1	
(0040,0250)	Performed Procedure Step End Date	PerformedProcedureStepEndDate	DA	1	
(0040,0251)	Performed Procedure Step End Time	PerformedProcedureStepEndTime	TM	1	
(0040,0252)	Performed Procedure Step Status	PerformedProcedureStepStatus	CS	1	
(0040,0253)	Performed Procedure Step ID	PerformedProcedureStepID	SH	1	
(0040,0254)	Performed Procedure Step Description	PerformedProcedureStepDescription	LO	1	
(0040,0255)	Performed Procedure Type Description	PerformedProcedureTypeDescription	LO	1	
(0040,0260)	Performed Protocol Code Sequence	PerformedProtocolCodeSequence	SQ	1	
(0040,0261)	Performed Protocol Type	PerformedProtocolType	CS	1	

Tag	Name	Keyword	VR	VM	
(0040,0270)	Scheduled Step Attributes Sequence	ScheduledStepAttributesSequence	SQ	1	
(0040,0275)	Request Attributes Sequence	RequestAttributesSequence	SQ	1	
(0040,0280)	Comments on the Performed Procedure Step	CommentsOnThePerformedProcedureStep	ST	1	
(0040,0281)	Performed Procedure Step Discontinuation Reason Code Sequence	PerformedProcedureStepDiscontinuationReasonCodeSequence	SQ	1	
(0040,0293)	Quantity Sequence	QuantitySequence	SQ	1	
(0040,0294)	Quantity	Quantity	DS	1	
(0040,0295)	Measuring Units Sequence	MeasuringUnitsSequence	SQ	1	
(0040,0296)	Billing Item Sequence	BillingItemSequence	SQ	1	
<del>(0040,0300)</del> (0040,0300)	<del>Total Time</del> Total Time of Fluoroscopy of Fluoroscopy	<del>TotalTimeOfFluoroscopy</del> Total TimeOfFluoroscopy	<del>US</del> US	<del>1</del> 1	RET
<del>(0040,0301)</del> (0040,0301)	<del>Total Number</del> Total Number of Exposures of Exposures	<del>TotalNumberOfExposures</del> Total NumberOfExposures	<del>US</del> US	<del>1</del> 1	RET
(0040,0302)	Entrance Dose	EntranceDose	US	1	
(0040,0303)	Exposed Area	ExposedArea	US	1-2	
(0040,0306)	Distance Source to Entrance	DistanceSourceToEntrance	DS	1	
<del>(0040,0307)</del>	<del>Distance Source to Support</del>	<del>DistanceSourceToSupport</del>	<del>DS</del>	<del>1</del>	RET
<del>(0040,030E)</del> (0040,030E)	<del>Exposure Dose</del> Exposure Dose Sequence Sequence	<del>ExposureDoseSequence</del> Exposure DoseSequence	<del>SQ</del> SQ	<del>1</del> 1	RET
(0040,0310)	Comments on Radiation Dose	CommentsOnRadiationDose	ST	1	
(0040,0312)	X-Ray Output	XRayOutput	DS	1	
(0040,0314)	Half Value Layer	HalfValueLayer	DS	1	
(0040,0316)	Organ Dose	OrganDose	DS	1	
(0040,0318)	Organ Exposed	OrganExposed	CS	1	
(0040,0320)	Billing Procedure Step Sequence	BillingProcedureStepSequence	SQ	1	
(0040,0321)	Film Consumption Sequence	FilmConsumptionSequence	SQ	1	
(0040,0324)	Billing Supplies and Devices Sequence	BillingSuppliesAndDevicesSequence	SQ	1	
<del>(0040,0330)</del>	<del>Referenced Procedure Step Sequence</del>	<del>ReferencedProcedureStepSequence</del>	<del>SQ</del>	<del>1</del>	RET
(0040,0340)	Performed Series Sequence	PerformedSeriesSequence	SQ	1	
(0040,0400)	Comments on the Scheduled Procedure Step	CommentsOnTheScheduledProcedureStep	LT	1	
(0040,0440)	Protocol Context Sequence	ProtocolContextSequence	SQ	1	
(0040,0441)	Content Item Modifier Sequence	ContentItemModifierSequence	SQ	1	
(0040,0500)	Scheduled Specimen Sequence	ScheduledSpecimenSequence	SQ	1	
<del>(0040,050A)</del>	<del>Specimen Accession Number</del>	<del>SpecimenAccessionNumber</del>	<del>LO</del>	<del>1</del>	RET
(0040,0512)	Container Identifier	ContainerIdentifier	LO	1	
(0040,0513)	Issuer of the Container Identifier Sequence	IssuerOfTheContainerIdentifierSequence	SQ	1	
(0040,0515)	Alternate Container Identifier Sequence	AlternateContainerIdentifierSequence	SQ	1	

Tag	Name	Keyword	VR	VM	
(0040,0518)	Container Type Code Sequence	ContainerTypeCodeSequence	SQ	1	
(0040,051A)	Container Description	ContainerDescription	LO	1	
(0040,0520)	Container Component Sequence	ContainerComponentSequence	SQ	1	
(0040,0550)	<i>Specimen Sequence</i>	<i>SpecimenSequence</i>	SQ	1	RET
(0040,0551)	Specimen Identifier	SpecimenIdentifier	LO	1	
(0040,0552)	<i>Specimen Description Sequence (Trial)</i>	<i>SpecimenDescriptionSequence Trial</i>	SQ	1	RET
(0040,0553)	<i>Specimen Description (Trial)</i>	<i>SpecimenDescriptionTrial</i>	ST	1	RET
(0040,0554)	Specimen UID	SpecimenUID	UI	1	
(0040,0555)	Acquisition Context Sequence	AcquisitionContextSequence	SQ	1	
(0040,0556)	Acquisition Context Description	AcquisitionContextDescription	ST	1	
(0040,059A)	Specimen Type Code Sequence	SpecimenTypeCodeSequence	SQ	1	
(0040,0560)	Specimen Description Sequence	SpecimenDescriptionSequence	SQ	1	
(0040,0562)	Issuer of the Specimen Identifier Sequence	IssuerOfTheSpecimenIdentifier Sequence	SQ	1	
(0040,0600)	Specimen Short Description	SpecimenShortDescription	LO	1	
(0040,0602)	Specimen Detailed Description	SpecimenDetailedDescription	UT	1	
(0040,0610)	Specimen Preparation Sequence	SpecimenPreparationSequence	SQ	1	
(0040,0612)	Specimen Preparation Step Content Item Sequence	SpecimenPreparationStepContent ItemSequence	SQ	1	
(0040,0620)	Specimen Localization Content Item Sequence	SpecimenLocalizationContentItem Sequence	SQ	1	
(0040,06FA)	<i>Slide Identifier</i>	<i>SlideIdentifier</i>	LO	1	RET
(0040,071A)	Image Center Point Coordinates Sequence	ImageCenterPointCoordinates Sequence	SQ	1	
(0040,072A)	X Offset in Slide Coordinate System	XOffsetInSlideCoordinateSystem	DS	1	
(0040,073A)	Y Offset in Slide Coordinate System	YOffsetInSlideCoordinateSystem	DS	1	
(0040,074A)	Z Offset in Slide Coordinate System	ZOffsetInSlideCoordinateSystem	DS	1	
(0040,08D8)	<i>Pixel Spacing Sequence</i>	<i>PixelSpacingSequence</i>	SQ	1	RET
(0040,08DA)	<i>Coordinate System Axis Code Sequence</i>	<i>CoordinateSystemAxisCode Sequence</i>	SQ	1	RET
(0040,08EA)	Measurement Units Code Sequence	MeasurementUnitsCodeSequence	SQ	1	
(0040,09F8)	<i>Vital Stain Code Sequence (Trial)</i>	<i>VitalStainCodeSequenceTrial</i>	SQ	1	RET
(0040,1001)	Requested Procedure ID	RequestedProcedureID	SH	1	
(0040,1002)	Reason for the Requested Procedure	ReasonForTheRequested Procedure	LO	1	
(0040,1003)	Requested Procedure Priority	RequestedProcedurePriority	SH	1	
(0040,1004)	Patient Transport Arrangements	PatientTransportArrangements	LO	1	
(0040,1005)	Requested Procedure Location	RequestedProcedureLocation	LO	1	
(0040,1006)	<i>Placer Order Number / Procedure</i>	<i>PlacerOrderNumberProcedure</i>	SH	1	RET
(0040,1007)	<i>Filler Order Number / Procedure</i>	<i>FillerOrderNumberProcedure</i>	SH	1	RET
(0040,1008)	Confidentiality Code	ConfidentialityCode	LO	1	
(0040,1009)	Reporting Priority	ReportingPriority	SH	1	

Tag	Name	Keyword	VR	VM	
(0040,100A)	Reason for Requested Procedure Code Sequence	ReasonForRequestedProcedureCodeSequence	SQ	1	
(0040,1010)	Names of Intended Recipients of Results	NamesOfIntendedRecipientsOfResults	PN	1-n	
(0040,1011)	Intended Recipients of Results Identification Sequence	IntendedRecipientsOfResultsIdentificationSequence	SQ	1	
(0040,1012)	Reason For Performed Procedure Code Sequence	ReasonForPerformedProcedureCodeSequence	SQ	1	
(0040,1060)	<i>Requested Procedure Description (Trial)</i>	<i>RequestedProcedureDescriptionTrial</i>	LO	1	RET
(0040,1101)	Person Identification Code Sequence	PersonIdentificationCodeSequence	SQ	1	
(0040,1102)	Person's Address	PersonAddress	ST	1	
(0040,1103)	Person's Telephone Numbers	PersonTelephoneNumbers	LO	1-n	
(0040,1104)	Person's Telecom Information	PersonTelecomInformation	LT	1	
(0040,1400)	Requested Procedure Comments	RequestedProcedureComments	LT	1	
(0040,2001)	<i>Reason for the Imaging Service Request</i>	<i>ReasonForTheImagingServiceRequest</i>	LO	1	RET
(0040,2004)	Issue Date of Imaging Service Request	IssueDateOfImagingServiceRequest	DA	1	
(0040,2005)	Issue Time of Imaging Service Request	IssueTimeOfImagingServiceRequest	TM	1	
(0040,2006)	<i>Placer Order Number / Imaging Service Request (Retired)</i>	<i>PlacerOrderNumberImagingServiceRequestRetired</i>	SH	1	RET
(0040,2007)	<i>Filler Order Number / Imaging Service Request (Retired)</i>	<i>FillerOrderNumberImagingServiceRequestRetired</i>	SH	1	RET
(0040,2008)	Order Entered By	OrderEnteredBy	PN	1	
(0040,2009)	Order Enterer's Location	OrderEntererLocation	SH	1	
(0040,2010)	Order Callback Phone Number	OrderCallbackPhoneNumber	SH	1	
(0040,2011)	Order Callback Telecom Information	OrderCallbackTelecomInformation	LT	1	
(0040,2016)	Placer Order Number / Imaging Service Request	PlacerOrderNumberImagingServiceRequest	LO	1	
(0040,2017)	Filler Order Number / Imaging Service Request	FillerOrderNumberImagingServiceRequest	LO	1	
(0040,2400)	Imaging Service Request Comments	ImagingServiceRequestComments	LT	1	
(0040,3001)	Confidentiality Constraint on Patient Data Description	ConfidentialityConstraintOnPatientDataDescription	LO	1	
(0040,4001)	<i>General Purpose Scheduled Procedure Step Status</i>	<i>GeneralPurposeScheduledProcedureStepStatus</i>	CS	1	RET
(0040,4002)	<i>General Purpose Performed Procedure Step Status</i>	<i>GeneralPurposePerformedProcedureStepStatus</i>	CS	1	RET
(0040,4003)	<i>General Purpose Scheduled Procedure Step Priority</i>	<i>GeneralPurposeScheduledProcedureStepPriority</i>	CS	1	RET
(0040,4004)	<i>Scheduled Processing Applications Code Sequence</i>	<i>ScheduledProcessingApplicationsCodeSequence</i>	SQ	1	RET

Tag	Name	Keyword	VR	VM	
(0040,4005)	Scheduled Procedure Step Start DateTime	ScheduledProcedureStepStart DateTime	DT	1	
(0040,4006)	<i>Multiple Copies Flag</i>	<i>MultipleCopiesFlag</i>	CS	1	RET
(0040,4007)	Performed Processing Applications Code Sequence	PerformedProcessingApplications CodeSequence	SQ	1	
(0040,4009)	Human Performer Code Sequence	HumanPerformerCodeSequence	SQ	1	
(0040,4010)	Scheduled Procedure Step Modification DateTime	ScheduledProcedureStep ModificationDateTime	DT	1	
(0040,4011)	Expected Completion DateTime	ExpectedCompletionDateTime	DT	1	
(0040,4015)	<i>Resulting General Purpose Performed Procedure Steps Sequence</i>	<i>ResultingGeneralPurpose PerformedProcedureSteps Sequence</i>	SQ	1	RET
(0040,4016)	<i>Referenced General Purpose Scheduled Procedure Step Sequence</i>	<i>ReferencedGeneralPurpose ScheduledProcedureStep Sequence</i>	SQ	1	RET
(0040,4018)	Scheduled Workitem Code Sequence	ScheduledWorkitemCode Sequence	SQ	1	
(0040,4019)	Performed Workitem Code Sequence	PerformedWorkitemCode Sequence	SQ	1	
(0040,4020)	<i>Input Availability Flag</i>	<i>InputAvailabilityFlag</i>	CS	1	RET
(0040,4021)	Input Information Sequence	InputInformationSequence	SQ	1	
(0040,4022)	<i>Relevant Information Sequence</i>	<i>RelevantInformationSequence</i>	SQ	1	RET
(0040,4023)	<i>Referenced General Purpose Scheduled Procedure Step Transaction UID</i>	<i>ReferencedGeneralPurpose ScheduledProcedureStep TransactionUID</i>	UI	1	RET
(0040,4025)	Scheduled Station Name Code Sequence	ScheduledStationNameCode Sequence	SQ	1	
(0040,4026)	Scheduled Station Class Code Sequence	ScheduledStationClassCode Sequence	SQ	1	
(0040,4027)	Scheduled Station Geographic Location Code Sequence	ScheduledStationGeographic LocationCodeSequence	SQ	1	
(0040,4028)	Performed Station Name Code Sequence	PerformedStationNameCode Sequence	SQ	1	
(0040,4029)	Performed Station Class Code Sequence	PerformedStationClassCode Sequence	SQ	1	
(0040,4030)	Performed Station Geographic Location Code Sequence	PerformedStationGeographic LocationCodeSequence	SQ	1	
(0040,4031)	<i>Requested Subsequent Workitem Code Sequence</i>	<i>RequestedSubsequentWorkitem CodeSequence</i>	SQ	1	RET
(0040,4032)	<i>Non-DICOM Output Code Sequence</i>	<i>NonDICOMOutputCodeSequence</i>	SQ	1	RET
(0040,4033)	Output Information Sequence	OutputInformationSequence	SQ	1	
(0040,4034)	Scheduled Human Performers Sequence	ScheduledHumanPerformers Sequence	SQ	1	
(0040,4035)	Actual Human Performers Sequence	ActualHumanPerformersSequence	SQ	1	
(0040,4036)	Human Performer's Organization	HumanPerformerOrganization	LO	1	



Tag	Name	Keyword	VR	VM	
(0040,4037)	Human Performer's Name	HumanPerformerName	PN	1	
(0040,4040)	Raw Data Handling	RawDataHandling	CS	1	
(0040,4041)	Input Readiness State	InputReadinessState	CS	1	
(0040,4050)	Performed Procedure Step Start DateTime	PerformedProcedureStepStartDateTime	DT	1	
(0040,4051)	Performed Procedure Step End DateTime	PerformedProcedureStepEndDateTime	DT	1	
(0040,4052)	Procedure Step Cancellation DateTime	ProcedureStepCancellationDateTime	DT	1	
(0040,4070)	Output Destination Sequence	OutputDestinationSequence	SQ	1	
(0040,4071)	DICOM Storage Sequence	DICOMStorageSequence	SQ	1	
(0040,4072)	STOW-RS Storage Sequence	STOWRSSStorageSequence	SQ	1	
(0040,4073)	Storage URL	StorageURL	UR	1	
(0040,4074)	XDS Storage Sequence	XDSSStorageSequence	SQ	1	
(0040,8302)	Entrance Dose in mGy	EntranceDoseInmGy	DS	1	
(0040,8303)	Entrance Dose Derivation	EntranceDoseDerivation	CS	1	
(0040,9092)	Parametric Map Frame Type Sequence	ParametricMapFrameTypeSequence	SQ	1	
(0040,9094)	Referenced Image Real World Value Mapping Sequence	ReferencedImageRealWorldValueMappingSequence	SQ	1	
(0040,9096)	Real World Value Mapping Sequence	RealWorldValueMappingSequence	SQ	1	
(0040,9098)	Pixel Value Mapping Code Sequence	PixelValueMappingCodeSequence	SQ	1	
(0040,9210)	LUT Label	LUTLabel	SH	1	
(0040,9211)	Real World Value Last Value Mapped	RealWorldValueLastValueMapped	US or SS	1	
(0040,9212)	Real World Value LUT Data	RealWorldValueLUTData	FD	1-n	
(0040,9213)	Double Float Real World Value Last Value Mapped	DoubleFloatRealWorldValueLastValueMapped	FD	1	
(0040,9214)	Double Float Real World Value First Value Mapped	DoubleFloatRealWorldValueFirstValueMapped	FD	1	
(0040,9216)	Real World Value First Value Mapped	RealWorldValueFirstValueMapped	US or SS	1	
(0040,9220)	Quantity Definition Sequence	QuantityDefinitionSequence	SQ	1	
(0040,9224)	Real World Value Intercept	RealWorldValueIntercept	FD	1	
(0040,9225)	Real World Value Slope	RealWorldValueSlope	FD	1	
(0040,A007)	<i>Findings Flag (Trial)</i>	<i>FindingsFlagTrial</i>	CS	1	RET
(0040,A010)	Relationship Type	RelationshipType	CS	1	
(0040,A020)	<i>Findings Sequence (Trial)</i>	<i>FindingsSequenceTrial</i>	SQ	1	RET
(0040,A021)	<i>Findings Group UID (Trial)</i>	<i>FindingsGroupUIDTrial</i>	UI	1	RET
(0040,A022)	<i>Referenced Findings Group UID (Trial)</i>	<i>ReferencedFindingsGroupUIDTrial</i>	UI	1	RET
(0040,A023)	<i>Findings Group Recording Date (Trial)</i>	<i>FindingsGroupRecordingDateTrial</i>	DA	1	RET

Tag	Name	Keyword	VR	VM	
(0040,A024)	<i>Findings Group Recording Time (Trial)</i>	<i>FindingsGroupRecordingTimeTrial</i>	TM	1	RET
(0040,A026)	<i>Findings Source Category Code Sequence (Trial)</i>	<i>FindingsSourceCategoryCodeSequenceTrial</i>	SQ	1	RET
(0040,A027)	Verifying Organization	VerifyingOrganization	LO	1	
(0040,A028)	<i>Documenting Organization Identifier Code Sequence (Trial)</i>	<i>DocumentingOrganizationIdentifierCodeSequenceTrial</i>	SQ	1	RET
(0040,A030)	Verification DateTime	VerificationDateTime	DT	1	
(0040,A032)	Observation DateTime	ObservationDateTime	DT	1	
(0040,A040)	Value Type	ValueType	CS	1	
(0040,A043)	Concept Name Code Sequence	ConceptNameCodeSequence	SQ	1	
(0040,A047)	<i>Measurement Precision Description (Trial)</i>	<i>MeasurementPrecisionDescriptionTrial</i>	LO	1	RET
(0040,A050)	Continuity Of Content	ContinuityOfContent	CS	1	
(0040,A057)	<i>Urgency or Priority Alerts (Trial)</i>	<i>UrgencyOrPriorityAlertsTrial</i>	CS	1-n	RET
(0040,A060)	<i>Sequencing Indicator (Trial)</i>	<i>SequencingIndicatorTrial</i>	LO	1	RET
(0040,A066)	<i>Document Identifier Code Sequence (Trial)</i>	<i>DocumentIdentifierCodeSequenceTrial</i>	SQ	1	RET
(0040,A067)	<i>Document Author (Trial)</i>	<i>DocumentAuthorTrial</i>	PN	1	RET
(0040,A068)	<i>Document Author Identifier Code Sequence (Trial)</i>	<i>DocumentAuthorIdentifierCodeSequenceTrial</i>	SQ	1	RET
(0040,A070)	<i>Identifier Code Sequence (Trial)</i>	<i>IdentifierCodeSequenceTrial</i>	SQ	1	RET
(0040,A073)	Verifying Observer Sequence	VerifyingObserverSequence	SQ	1	
(0040,A074)	<i>Object Binary Identifier (Trial)</i>	<i>ObjectBinaryIdentifierTrial</i>	OB	1	RET
(0040,A075)	Verifying Observer Name	VerifyingObserverName	PN	1	
(0040,A076)	<i>Documenting Observer Identifier Code Sequence (Trial)</i>	<i>DocumentingObserverIdentifierCodeSequenceTrial</i>	SQ	1	RET
(0040,A078)	Author Observer Sequence	AuthorObserverSequence	SQ	1	
(0040,A07A)	Participant Sequence	ParticipantSequence	SQ	1	
(0040,A07C)	Custodial Organization Sequence	CustodialOrganizationSequence	SQ	1	
(0040,A080)	Participation Type	ParticipationType	CS	1	
(0040,A082)	Participation DateTime	ParticipationDateTime	DT	1	
(0040,A084)	Observer Type	ObserverType	CS	1	
(0040,A085)	<i>Procedure Identifier Code Sequence (Trial)</i>	<i>ProcedureIdentifierCodeSequenceTrial</i>	SQ	1	RET
(0040,A088)	Verifying Observer Identification Code Sequence	VerifyingObserverIdentificationCodeSequence	SQ	1	
(0040,A089)	<i>Object Directory Binary Identifier (Trial)</i>	<i>ObjectDirectoryBinaryIdentifierTrial</i>	OB	1	RET
(0040,A090)	<i>Equivalent CDA Document Sequence</i>	<i>EquivalentCDADocumentSequence</i>	SQ	1	RET
(0040,A0B0)	Referenced Waveform Channels	ReferencedWaveformChannels	US	2-2n	
(0040,A110)	<i>Date of Document or Verbal Transaction (Trial)</i>	<i>DateOfDocumentOrVerbalTransactionTrial</i>	DA	1	RET

Tag	Name	Keyword	VR	VM	
(0040,A112)	<i>Time of Document Creation or Verbal Transaction (Trial)</i>	<i>TimeOfDocumentCreationOrVerbalTransactionTrial</i>	TM	1	RET
(0040,A120)	DateTime	DateTime	DT	1	
(0040,A121)	Date	Date	DA	1	
(0040,A122)	Time	Time	TM	1	
(0040,A123)	Person Name	PersonName	PN	1	
(0040,A124)	UID	UID	UI	1	
(0040,A125)	<i>Report Status ID (Trial)</i>	<i>ReportStatusIDTrial</i>	CS	2	RET
(0040,A130)	Temporal Range Type	TemporalRangeType	CS	1	
(0040,A132)	Referenced Sample Positions	ReferencedSamplePositions	UL	1-n	
(0040,A136)	Referenced Frame Numbers	ReferencedFrameNumbers	US	1-n	
(0040,A138)	Referenced Time Offsets	ReferencedTimeOffsets	DS	1-n	
(0040,A13A)	Referenced DateTime	ReferencedDateTime	DT	1-n	
(0040,A160)	Text Value	TextValue	UT	1	
(0040,A161)	Floating Point Value	FloatingPointValue	FD	1-n	
(0040,A162)	Rational Numerator Value	RationalNumeratorValue	SL	1-n	
(0040,A163)	Rational Denominator Value	RationalDenominatorValue	UL	1-n	
(0040,A167)	<i>Observation Category Code Sequence (Trial)</i>	<i>ObservationCategoryCodeSequenceTrial</i>	SQ	1	RET
(0040,A168)	Concept Code Sequence	ConceptCodeSequence	SQ	1	
(0040,A16A)	<i>Bibliographic Citation (Trial)</i>	<i>BibliographicCitationTrial</i>	ST	1	RET
(0040,A170)	Purpose of Reference Code Sequence	PurposeOfReferenceCodeSequence	SQ	1	See Note 1
(0040,A171)	Observation UID	ObservationUID	UI	1	
(0040,A172)	<i>Referenced Observation UID (Trial)</i>	<i>ReferencedObservationUIDTrial</i>	UI	1	RET
(0040,A173)	<i>Referenced Observation Class (Trial)</i>	<i>ReferencedObservationClassTrial</i>	CS	1	RET
(0040,A174)	<i>Referenced Object Observation Class (Trial)</i>	<i>ReferencedObjectObservationClassTrial</i>	CS	1	RET
(0040,A180)	Annotation Group Number	AnnotationGroupNumber	US	1	
(0040,A192)	<i>Observation Date (Trial)</i>	<i>ObservationDateTrial</i>	DA	1	RET
(0040,A193)	<i>Observation Time (Trial)</i>	<i>ObservationTimeTrial</i>	TM	1	RET
(0040,A194)	<i>Measurement Automation (Trial)</i>	<i>MeasurementAutomationTrial</i>	CS	1	RET
(0040,A195)	Modifier Code Sequence	ModifierCodeSequence	SQ	1	
(0040,A224)	<i>Identification Description (Trial)</i>	<i>IdentificationDescriptionTrial</i>	ST	1	RET
(0040,A290)	<i>Coordinates Set Geometric Type (Trial)</i>	<i>CoordinatesSetGeometricTypeTrial</i>	CS	1	RET
(0040,A296)	<i>Algorithm Code Sequence (Trial)</i>	<i>AlgorithmCodeSequenceTrial</i>	SQ	1	RET
(0040,A297)	<i>Algorithm Description (Trial)</i>	<i>AlgorithmDescriptionTrial</i>	ST	1	RET
(0040,A29A)	<i>Pixel Coordinates Set (Trial)</i>	<i>PixelCoordinatesSetTrial</i>	SL	2-2n	RET
(0040,A300)	Measured Value Sequence	MeasuredValueSequence	SQ	1	
(0040,A301)	Numeric Value Qualifier Code Sequence	NumericValueQualifierCodeSequence	SQ	1	

Tag	Name	Keyword	VR	VM	
(0040,A307)	Current Observer (Trial)	CurrentObserverTrial	PN	1	RET
(0040,A30A)	Numeric Value	NumericValue	DS	1-n	
(0040,A313)	Referenced Accession Sequence (Trial)	ReferencedAccessionSequenceTrial	SQ	1	RET
(0040,A33A)	Report Status Comment (Trial)	ReportStatusCommentTrial	ST	1	RET
(0040,A340)	Procedure Context Sequence (Trial)	ProcedureContextSequenceTrial	SQ	1	RET
(0040,A352)	Verbal Source (Trial)	VerbalSourceTrial	PN	1	RET
(0040,A353)	Address (Trial)	AddressTrial	ST	1	RET
(0040,A354)	Telephone Number (Trial)	TelephoneNumberTrial	LO	1	RET
(0040,A358)	Verbal Source Identifier Code Sequence (Trial)	VerbalSourceIdentifierCodeSequenceTrial	SQ	1	RET
(0040,A360)	Predecessor Documents Sequence	PredecessorDocumentsSequence	SQ	1	
(0040,A370)	Referenced Request Sequence	ReferencedRequestSequence	SQ	1	
(0040,A372)	Performed Procedure Code Sequence	PerformedProcedureCodeSequence	SQ	1	
(0040,A375)	Current Requested Procedure Evidence Sequence	CurrentRequestedProcedureEvidenceSequence	SQ	1	
(0040,A380)	Report Detail Sequence (Trial)	ReportDetailSequenceTrial	SQ	1	RET
(0040,A385)	Pertinent Other Evidence Sequence	PertinentOtherEvidenceSequence	SQ	1	
(0040,A390)	HL7 Structured Document Reference Sequence	HL7StructuredDocumentReferenceSequence	SQ	1	
(0040,A402)	Observation Subject UID (Trial)	ObservationSubjectUIDTrial	UI	1	RET
(0040,A403)	Observation Subject Class (Trial)	ObservationSubjectClassTrial	CS	1	RET
(0040,A404)	Observation Subject Type Code Sequence (Trial)	ObservationSubjectTypeCodeSequenceTrial	SQ	1	RET
(0040,A491)	Completion Flag	CompletionFlag	CS	1	
(0040,A492)	Completion Flag Description	CompletionFlagDescription	LO	1	
(0040,A493)	Verification Flag	VerificationFlag	CS	1	
(0040,A494)	Archive Requested	ArchiveRequested	CS	1	
(0040,A496)	Preliminary Flag	PreliminaryFlag	CS	1	
(0040,A504)	Content Template Sequence	ContentTemplateSequence	SQ	1	
(0040,A525)	Identical Documents Sequence	IdenticalDocumentsSequence	SQ	1	
(0040,A600)	Observation Subject Context Flag (Trial)	ObservationSubjectContextFlagTrial	CS	1	RET
(0040,A601)	Observer Context Flag (Trial)	ObserverContextFlagTrial	CS	1	RET
(0040,A603)	Procedure Context Flag (Trial)	ProcedureContextFlagTrial	CS	1	RET
(0040,A730)	Content Sequence	ContentSequence	SQ	1	
(0040,A731)	Relationship Sequence (Trial)	RelationshipSequenceTrial	SQ	1	RET
(0040,A732)	Relationship Type Code Sequence (Trial)	RelationshipTypeCodeSequenceTrial	SQ	1	RET
(0040,A744)	Language Code Sequence (Trial)	LanguageCodeSequenceTrial	SQ	1	RET
(0040,A992)	Uniform Resource Locator (Trial)	UniformResourceLocatorTrial	ST	1	RET
(0040,B020)	Waveform Annotation Sequence	WaveformAnnotationSequence	SQ	1	
(0040,DB00)	Template Identifier	TemplateIdentifier	CS	1	

Tag	Name	Keyword	VR	VM	
(0040,DB06)	Template Version	TemplateVersion	DT	1	RET
(0040,DB07)	Template Local Version	TemplateLocalVersion	DT	1	RET
(0040,DB0B)	Template Extension Flag	TemplateExtensionFlag	CS	1	RET
(0040,DB0C)	Template Extension Organization UID	TemplateExtensionOrganizationUID	UI	1	RET
(0040,DB0D)	Template Extension Creator UID	TemplateExtensionCreatorUID	UI	1	RET
(0040,DB73)	Referenced Content Item Identifier	ReferencedContentItemIdentifier	UL	1-n	
(0040,E001)	HL7 Instance Identifier	HL7InstanceIdentifier	ST	1	
(0040,E004)	HL7 Document Effective Time	HL7DocumentEffectiveTime	DT	1	
(0040,E006)	HL7 Document Type Code Sequence	HL7DocumentTypeCodeSequence	SQ	1	
(0040,E008)	Document Class Code Sequence	DocumentClassCodeSequence	SQ	1	
(0040,E010)	Retrieve URI	RetrieveURI	UR	1	
(0040,E011)	Retrieve Location UID	RetrieveLocationUID	UI	1	
(0040,E020)	Type of Instances	TypeOfInstances	CS	1	
(0040,E021)	DICOM Retrieval Sequence	DICOMRetrievalSequence	SQ	1	
(0040,E022)	DICOM Media Retrieval Sequence	DICOMMediaRetrievalSequence	SQ	1	
(0040,E023)	WADO Retrieval Sequence	WADORetrievalSequence	SQ	1	
(0040,E024)	XDS Retrieval Sequence	XDSRetrievalSequence	SQ	1	
(0040,E025)	WADO-RS Retrieval Sequence	WADORSRetrievalSequence	SQ	1	
(0040,E030)	Repository Unique ID	RepositoryUniqueID	UI	1	
(0040,E031)	Home Community ID	HomeCommunityID	UI	1	
(0042,0010)	Document Title	DocumentTitle	ST	1	
(0042,0011)	Encapsulated Document	EncapsulatedDocument	OB	1	
(0042,0012)	MIME Type of Encapsulated Document	MIMETYPEOfEncapsulatedDocument	LO	1	
(0042,0013)	Source Instance Sequence	SourceInstanceSequence	SQ	1	
(0042,0014)	List of MIME Types	ListOfMIMETypes	LO	1-n	
(0044,0001)	Product Package Identifier	ProductPackageIdentifier	ST	1	
(0044,0002)	Substance Administration Approval	SubstanceAdministrationApproval	CS	1	
(0044,0003)	Approval Status Further Description	ApprovalStatusFurtherDescription	LT	1	
(0044,0004)	Approval Status DateTime	ApprovalStatusDateTime	DT	1	
(0044,0007)	Product Type Code Sequence	ProductTypeCodeSequence	SQ	1	
(0044,0008)	Product Name	ProductName	LO	1-n	
(0044,0009)	Product Description	ProductDescription	LT	1	
(0044,000A)	Product Lot Identifier	ProductLotIdentifier	LO	1	
(0044,000B)	Product Expiration DateTime	ProductExpirationDateTime	DT	1	
(0044,0010)	Substance Administration DateTime	SubstanceAdministrationDateTime	DT	1	
(0044,0011)	Substance Administration Notes	SubstanceAdministrationNotes	LO	1	
(0044,0012)	Substance Administration Device ID	SubstanceAdministrationDeviceID	LO	1	
(0044,0013)	Product Parameter Sequence	ProductParameterSequence	SQ	1	

Tag	Name	Keyword	VR	VM	
(0044,0019)	Substance Administration Parameter Sequence	SubstanceAdministrationParameterSequence	SQ	1	
(0044,0100)	Approval Sequence	ApprovalSequence	SQ	1	
(0044,0101)	Assertion Code Sequence	AssertionCodeSequence	SQ	1	
(0044,0102)	Assertion UID	AssertionUID	UI	1	
(0044,0103)	Asserter Identification Sequence	AsserterIdentificationSequence	SQ	1	
(0044,0104)	Assertion DateTime	AssertionDateTime	DT	1	
(0044,0105)	Assertion Expiration DateTime	AssertionExpirationDateTime	DT	1	
(0044,0106)	Assertion Comments	AssertionComments	UT	1	
(0044,0107)	Related Assertion Sequence	RelatedAssertionSequence	SQ	1	
(0044,0108)	Referenced Assertion UID	ReferencedAssertionUID	UI	1	
(0044,0109)	Approval Subject Sequence	ApprovalSubjectSequence	SQ	1	
(0044,010A)	Organizational Role Code Sequence	OrganizationalRoleCodeSequence	SQ	1	
(0046,0012)	Lens Description	LensDescription	LO	1	
(0046,0014)	Right Lens Sequence	RightLensSequence	SQ	1	
(0046,0015)	Left Lens Sequence	LeftLensSequence	SQ	1	
(0046,0016)	Unspecified Laterality Lens Sequence	UnspecifiedLateralityLensSequence	SQ	1	
(0046,0018)	Cylinder Sequence	CylinderSequence	SQ	1	
(0046,0028)	Prism Sequence	PrismSequence	SQ	1	
(0046,0030)	Horizontal Prism Power	HorizontalPrismPower	FD	1	
(0046,0032)	Horizontal Prism Base	HorizontalPrismBase	CS	1	
(0046,0034)	Vertical Prism Power	VerticalPrismPower	FD	1	
(0046,0036)	Vertical Prism Base	VerticalPrismBase	CS	1	
(0046,0038)	Lens Segment Type	LensSegmentType	CS	1	
(0046,0040)	Optical Transmittance	OpticalTransmittance	FD	1	
(0046,0042)	Channel Width	ChannelWidth	FD	1	
(0046,0044)	Pupil Size	PupilSize	FD	1	
(0046,0046)	Corneal Size	CornealSize	FD	1	
(0046,0050)	Autorefracton Right Eye Sequence	AutorefractonRightEyeSequence	SQ	1	
(0046,0052)	Autorefracton Left Eye Sequence	AutorefractonLeftEyeSequence	SQ	1	
(0046,0060)	Distance Pupillary Distance	DistancePupillaryDistance	FD	1	
(0046,0062)	Near Pupillary Distance	NearPupillaryDistance	FD	1	
(0046,0063)	Intermediate Pupillary Distance	IntermediatePupillaryDistance	FD	1	
(0046,0064)	Other Pupillary Distance	OtherPupillaryDistance	FD	1	
(0046,0070)	Keratometry Right Eye Sequence	KeratometryRightEyeSequence	SQ	1	
(0046,0071)	Keratometry Left Eye Sequence	KeratometryLeftEyeSequence	SQ	1	
(0046,0074)	Steep Keratometric Axis Sequence	SteepKeratometricAxisSequence	SQ	1	
(0046,0075)	Radius of Curvature	RadiusOfCurvature	FD	1	
(0046,0076)	Keratometric Power	KeratometricPower	FD	1	
(0046,0077)	Keratometric Axis	KeratometricAxis	FD	1	

Tag	Name	Keyword	VR	VM	
(0046,0080)	Flat Keratometric Axis Sequence	FlatKeratometricAxisSequence	SQ	1	
(0046,0092)	Background Color	BackgroundColor	CS	1	
(0046,0094)	Optotype	Optotype	CS	1	
(0046,0095)	Optotype Presentation	OptotypePresentation	CS	1	
(0046,0097)	Subjective Refraction Right Eye Sequence	SubjectiveRefractionRightEyeSequence	SQ	1	
(0046,0098)	Subjective Refraction Left Eye Sequence	SubjectiveRefractionLeftEyeSequence	SQ	1	
(0046,0100)	Add Near Sequence	AddNearSequence	SQ	1	
(0046,0101)	Add Intermediate Sequence	AddIntermediateSequence	SQ	1	
(0046,0102)	Add Other Sequence	AddOtherSequence	SQ	1	
(0046,0104)	Add Power	AddPower	FD	1	
(0046,0106)	Viewing Distance	ViewingDistance	FD	1	
(0046,0121)	Visual Acuity Type Code Sequence	VisualAcuityTypeCodeSequence	SQ	1	
(0046,0122)	Visual Acuity Right Eye Sequence	VisualAcuityRightEyeSequence	SQ	1	
(0046,0123)	Visual Acuity Left Eye Sequence	VisualAcuityLeftEyeSequence	SQ	1	
(0046,0124)	Visual Acuity Both Eyes Open Sequence	VisualAcuityBothEyesOpenSequence	SQ	1	
(0046,0125)	Viewing Distance Type	ViewingDistanceType	CS	1	
(0046,0135)	Visual Acuity Modifiers	VisualAcuityModifiers	SS	2	
(0046,0137)	Decimal Visual Acuity	DecimalVisualAcuity	FD	1	
(0046,0139)	Optotype Detailed Definition	OptotypeDetailedDefinition	LO	1	
(0046,0145)	Referenced Refractive Measurements Sequence	ReferencedRefractiveMeasurementsSequence	SQ	1	
(0046,0146)	Sphere Power	SpherePower	FD	1	
(0046,0147)	Cylinder Power	CylinderPower	FD	1	
(0046,0201)	Corneal Topography Surface	CornealTopographySurface	CS	1	
(0046,0202)	Corneal Vertex Location	CornealVertexLocation	FL	2	
(0046,0203)	Pupil Centroid X-Coordinate	PupilCentroidXCoordinate	FL	1	
(0046,0204)	Pupil Centroid Y-Coordinate	PupilCentroidYCoordinate	FL	1	
(0046,0205)	Equivalent Pupil Radius	EquivalentPupilRadius	FL	1	
(0046,0207)	Corneal Topography Map Type Code Sequence	CornealTopographyMapTypeCodeSequence	SQ	1	
(0046,0208)	Vertices of the Outline of Pupil	VerticesOfTheOutlineOfPupil	IS	2-2n	
(0046,0210)	Corneal Topography Mapping Normals Sequence	CornealTopographyMappingNormalsSequence	SQ	1	
(0046,0211)	Maximum Corneal Curvature Sequence	MaximumCornealCurvatureSequence	SQ	1	
(0046,0212)	Maximum Corneal Curvature	MaximumCornealCurvature	FL	1	
(0046,0213)	Maximum Corneal Curvature Location	MaximumCornealCurvatureLocation	FL	2	
(0046,0215)	Minimum Keratometric Sequence	MinimumKeratometricSequence	SQ	1	
(0046,0218)	Simulated Keratometric Cylinder Sequence	SimulatedKeratometricCylinderSequence	SQ	1	

Tag	Name	Keyword	VR	VM	
(0046,0220)	Average Corneal Power	AverageCornealPower	FL	1	
(0046,0224)	Corneal I-S Value	CornealISValue	FL	1	
(0046,0227)	Analyzed Area	AnalyzedArea	FL	1	
(0046,0230)	Surface Regularity Index	SurfaceRegularityIndex	FL	1	
(0046,0232)	Surface Asymmetry Index	SurfaceAsymmetryIndex	FL	1	
(0046,0234)	Corneal Eccentricity Index	CornealEccentricityIndex	FL	1	
(0046,0236)	Keratoconus Prediction Index	KeratoconusPredictionIndex	FL	1	
(0046,0238)	Decimal Potential Visual Acuity	DecimalPotentialVisualAcuity	FL	1	
(0046,0242)	Corneal Topography Map Quality Evaluation	CornealTopographyMapQualityEvaluation	CS	1	
(0046,0244)	Source Image Corneal Processed Data Sequence	SourceImageCornealProcessedDataSequence	SQ	1	
(0046,0247)	Corneal Point Location	CornealPointLocation	FL	3	
(0046,0248)	Corneal Point Estimated	CornealPointEstimated	CS	1	
(0046,0249)	Axial Power	AxialPower	FL	1	
(0046,0250)	Tangential Power	TangentialPower	FL	1	
(0046,0251)	Refractive Power	RefractivePower	FL	1	
(0046,0252)	Relative Elevation	RelativeElevation	FL	1	
(0046,0253)	Corneal Wavefront	CornealWavefront	FL	1	
(0048,0001)	Imaged Volume Width	ImagedVolumeWidth	FL	1	
(0048,0002)	Imaged Volume Height	ImagedVolumeHeight	FL	1	
(0048,0003)	Imaged Volume Depth	ImagedVolumeDepth	FL	1	
(0048,0006)	Total Pixel Matrix Columns	TotalPixelMatrixColumns	UL	1	
(0048,0007)	Total Pixel Matrix Rows	TotalPixelMatrixRows	UL	1	
(0048,0008)	Total Pixel Matrix Origin Sequence	TotalPixelMatrixOriginSequence	SQ	1	
(0048,0010)	Specimen Label in Image	SpecimenLabelInImage	CS	1	
(0048,0011)	Focus Method	FocusMethod	CS	1	
(0048,0012)	Extended Depth of Field	ExtendedDepthOfField	CS	1	
(0048,0013)	Number of Focal Planes	NumberOfFocalPlanes	US	1	
(0048,0014)	Distance Between Focal Planes	DistanceBetweenFocalPlanes	FL	1	
(0048,0015)	Recommended Absent Pixel CIELab Value	RecommendedAbsentPixelCIELabValue	US	3	
(0048,0100)	Illuminator Type Code Sequence	IlluminatorTypeCodeSequence	SQ	1	
(0048,0102)	Image Orientation (Slide)	ImageOrientationSlide	DS	6	
(0048,0105)	Optical Path Sequence	OpticalPathSequence	SQ	1	
(0048,0106)	Optical Path Identifier	OpticalPathIdentifier	SH	1	
(0048,0107)	Optical Path Description	OpticalPathDescription	ST	1	
(0048,0108)	Illumination Color Code Sequence	IlluminationColorCodeSequence	SQ	1	
(0048,0110)	Specimen Reference Sequence	SpecimenReferenceSequence	SQ	1	
(0048,0111)	Condenser Lens Power	CondenserLensPower	DS	1	
(0048,0112)	Objective Lens Power	ObjectiveLensPower	DS	1	
(0048,0113)	Objective Lens Numerical Aperture	ObjectiveLensNumericalAperture	DS	1	



Tag	Name	Keyword	VR	VM	
(0048,0120)	Palette Color Lookup Table Sequence	PaletteColorLookupTable Sequence	SQ	1	
(0048,0200)	Referenced Image Navigation Sequence	ReferencedImageNavigation Sequence	SQ	1	
(0048,0201)	Top Left Hand Corner of Localizer Area	TopLeftHandCornerOfLocalizer Area	US	2	
(0048,0202)	Bottom Right Hand Corner of Localizer Area	BottomRightHandCornerOf LocalizerArea	US	2	
(0048,0207)	Optical Path Identification Sequence	OpticalPathIdentificationSequence	SQ	1	
(0048,021A)	Plane Position (Slide) Sequence	PlanePositionSlideSequence	SQ	1	
(0048,021E)	Column Position In Total Image Pixel Matrix	ColumnPositionInTotalImagePixel Matrix	SL	1	
(0048,021F)	Row Position In Total Image Pixel Matrix	RowPositionInTotalImagePixel Matrix	SL	1	
(0048,0301)	Pixel Origin Interpretation	PixelOriginInterpretation	CS	1	
(0050,0004)	Calibration Image	CalibrationImage	CS	1	
(0050,0010)	Device Sequence	DeviceSequence	SQ	1	
(0050,0012)	Container Component Type Code Sequence	ContainerComponentTypeCode Sequence	SQ	1	
(0050,0013)	Container Component Thickness	ContainerComponentThickness	FD	1	
(0050,0014)	Device Length	DeviceLength	DS	1	
(0050,0015)	Container Component Width	ContainerComponentWidth	FD	1	
(0050,0016)	Device Diameter	DeviceDiameter	DS	1	
(0050,0017)	Device Diameter Units	DeviceDiameterUnits	CS	1	
(0050,0018)	Device Volume	DeviceVolume	DS	1	
(0050,0019)	Inter-Marker Distance	InterMarkerDistance	DS	1	
(0050,001A)	Container Component Material	ContainerComponentMaterial	CS	1	
(0050,001B)	Container Component ID	ContainerComponentID	LO	1	
(0050,001C)	Container Component Length	ContainerComponentLength	FD	1	
(0050,001D)	Container Component Diameter	ContainerComponentDiameter	FD	1	
(0050,001E)	Container Component Description	ContainerComponentDescription	LO	1	
(0050,0020)	Device Description	DeviceDescription	LO	1	
(0052,0001)	Contrast/Bolus Ingredient Percent by Volume	ContrastBolusIngredientPercentBy Volume	FL	1	
(0052,0002)	OCT Focal Distance	OCTFocalDistance	FD	1	
(0052,0003)	Beam Spot Size	BeamSpotSize	FD	1	
(0052,0004)	Effective Refractive Index	EffectiveRefractiveIndex	FD	1	
(0052,0006)	OCT Acquisition Domain	OCTAcquisitionDomain	CS	1	
(0052,0007)	OCT Optical Center Wavelength	OCTOpticalCenterWavelength	FD	1	
(0052,0008)	Axial Resolution	AxialResolution	FD	1	
(0052,0009)	Ranging Depth	RangingDepth	FD	1	
(0052,0011)	A-line Rate	ALineRate	FD	1	
(0052,0012)	A-lines Per Frame	ALinesPerFrame	US	1	

Tag	Name	Keyword	VR	VM	
(0052,0013)	Catheter Rotational Rate	CatheterRotationalRate	FD	1	
(0052,0014)	A-line Pixel Spacing	ALinePixelSpacing	FD	1	
(0052,0016)	Mode of Percutaneous Access Sequence	ModeOfPercutaneousAccessSequence	SQ	1	
(0052,0025)	Intravascular OCT Frame Type Sequence	IntravascularOCTFrameTypeSequence	SQ	1	
(0052,0026)	OCT Z Offset Applied	OCTZOffsetApplied	CS	1	
(0052,0027)	Intravascular Frame Content Sequence	IntravascularFrameContentSequence	SQ	1	
(0052,0028)	Intravascular Longitudinal Distance	IntravascularLongitudinalDistance	FD	1	
(0052,0029)	Intravascular OCT Frame Content Sequence	IntravascularOCTFrameContentSequence	SQ	1	
(0052,0030)	OCT Z Offset Correction	OCTZOffsetCorrection	SS	1	
(0052,0031)	Catheter Direction of Rotation	CatheterDirectionOfRotation	CS	1	
(0052,0033)	Seam Line Location	SeamLineLocation	FD	1	
(0052,0034)	First A-line Location	FirstALineLocation	FD	1	
(0052,0036)	Seam Line Index	SeamLineIndex	US	1	
(0052,0038)	Number of Padded A-lines	NumberOfPaddedALines	US	1	
(0052,0039)	Interpolation Type	InterpolationType	CS	1	
(0052,003A)	Refractive Index Applied	RefractiveIndexApplied	CS	1	
(0054,0010)	Energy Window Vector	EnergyWindowVector	US	1-n	
(0054,0011)	Number of Energy Windows	NumberOfEnergyWindows	US	1	
(0054,0012)	Energy Window Information Sequence	EnergyWindowInformationSequence	SQ	1	
(0054,0013)	Energy Window Range Sequence	EnergyWindowRangeSequence	SQ	1	
(0054,0014)	Energy Window Lower Limit	EnergyWindowLowerLimit	DS	1	
(0054,0015)	Energy Window Upper Limit	EnergyWindowUpperLimit	DS	1	
(0054,0016)	Radiopharmaceutical Information Sequence	RadiopharmaceuticalInformationSequence	SQ	1	
(0054,0017)	Residual Syringe Counts	ResidualSyringeCounts	IS	1	
(0054,0018)	Energy Window Name	EnergyWindowName	SH	1	
(0054,0020)	Detector Vector	DetectorVector	US	1-n	
(0054,0021)	Number of Detectors	NumberOfDetectors	US	1	
(0054,0022)	Detector Information Sequence	DetectorInformationSequence	SQ	1	
(0054,0030)	Phase Vector	PhaseVector	US	1-n	
(0054,0031)	Number of Phases	NumberOfPhases	US	1	
(0054,0032)	Phase Information Sequence	PhaseInformationSequence	SQ	1	
(0054,0033)	Number of Frames in Phase	NumberOfFramesInPhase	US	1	
(0054,0036)	Phase Delay	PhaseDelay	IS	1	
(0054,0038)	Pause Between Frames	PauseBetweenFrames	IS	1	
(0054,0039)	Phase Description	PhaseDescription	CS	1	
(0054,0050)	Rotation Vector	RotationVector	US	1-n	
(0054,0051)	Number of Rotations	NumberOfRotations	US	1	

Tag	Name	Keyword	VR	VM	
(0054,0052)	Rotation Information Sequence	RotationInformationSequence	SQ	1	
(0054,0053)	Number of Frames in Rotation	NumberOfFramesInRotation	US	1	
(0054,0060)	R-R Interval Vector	RRIntervalVector	US	1-n	
(0054,0061)	Number of R-R Intervals	NumberOfRRIntervals	US	1	
(0054,0062)	Gated Information Sequence	GatedInformationSequence	SQ	1	
(0054,0063)	Data Information Sequence	DataInformationSequence	SQ	1	
(0054,0070)	Time Slot Vector	TimeSlotVector	US	1-n	
(0054,0071)	Number of Time Slots	NumberOfTimeSlots	US	1	
(0054,0072)	Time Slot Information Sequence	TimeSlotInformationSequence	SQ	1	
(0054,0073)	Time Slot Time	TimeSlotTime	DS	1	
(0054,0080)	Slice Vector	SliceVector	US	1-n	
(0054,0081)	Number of Slices	NumberOfSlices	US	1	
(0054,0090)	Angular View Vector	AngularViewVector	US	1-n	
(0054,0100)	Time Slice Vector	TimeSliceVector	US	1-n	
(0054,0101)	Number of Time Slices	NumberOfTimeSlices	US	1	
(0054,0200)	Start Angle	StartAngle	DS	1	
(0054,0202)	Type of Detector Motion	TypeOfDetectorMotion	CS	1	
(0054,0210)	Trigger Vector	TriggerVector	IS	1-n	
(0054,0211)	Number of Triggers in Phase	NumberOfTriggersInPhase	US	1	
(0054,0220)	View Code Sequence	ViewCodeSequence	SQ	1	
(0054,0222)	View Modifier Code Sequence	ViewModifierCodeSequence	SQ	1	
(0054,0300)	Radionuclide Code Sequence	RadionuclideCodeSequence	SQ	1	
(0054,0302)	Administration Route Code Sequence	AdministrationRouteCodeSequence	SQ	1	
(0054,0304)	Radiopharmaceutical Code Sequence	RadiopharmaceuticalCodeSequence	SQ	1	
(0054,0306)	Calibration Data Sequence	CalibrationDataSequence	SQ	1	
(0054,0308)	Energy Window Number	EnergyWindowNumber	US	1	
(0054,0400)	Image ID	ImageID	SH	1	
(0054,0410)	Patient Orientation Code Sequence	PatientOrientationCodeSequence	SQ	1	
(0054,0412)	Patient Orientation Modifier Code Sequence	PatientOrientationModifierCodeSequence	SQ	1	
(0054,0414)	Patient Gantry Relationship Code Sequence	PatientGantryRelationshipCodeSequence	SQ	1	
(0054,0500)	Slice Progression Direction	SliceProgressionDirection	CS	1	
(0054,0501)	Scan Progression Direction	ScanProgressionDirection	CS	1	
(0054,1000)	Series Type	SeriesType	CS	2	
(0054,1001)	Units	Units	CS	1	
(0054,1002)	Counts Source	CountsSource	CS	1	
(0054,1004)	Reprojection Method	ReprojectionMethod	CS	1	
(0054,1006)	SUV Type	SUVType	CS	1	
(0054,1100)	Randoms Correction Method	RandomsCorrectionMethod	CS	1	
(0054,1101)	Attenuation Correction Method	AttenuationCorrectionMethod	LO	1	

Tag	Name	Keyword	VR	VM	
(0054,1102)	Decay Correction	DecayCorrection	CS	1	
(0054,1103)	Reconstruction Method	ReconstructionMethod	LO	1	
(0054,1104)	Detector Lines of Response Used	DetectorLinesOfResponseUsed	LO	1	
(0054,1105)	Scatter Correction Method	ScatterCorrectionMethod	LO	1	
(0054,1200)	Axial Acceptance	AxialAcceptance	DS	1	
(0054,1201)	Axial Mash	AxialMash	IS	2	
(0054,1202)	Transverse Mash	TransverseMash	IS	1	
(0054,1203)	Detector Element Size	DetectorElementSize	DS	2	
(0054,1210)	Coincidence Window Width	CoincidenceWindowWidth	DS	1	
(0054,1220)	Secondary Counts Type	SecondaryCountsType	CS	1-n	
(0054,1300)	Frame Reference Time	FrameReferenceTime	DS	1	
(0054,1310)	Primary (Prompts) Counts Accumulated	PrimaryPromptsCounts Accumulated	IS	1	
(0054,1311)	Secondary Counts Accumulated	SecondaryCountsAccumulated	IS	1-n	
(0054,1320)	Slice Sensitivity Factor	SliceSensitivityFactor	DS	1	
(0054,1321)	Decay Factor	DecayFactor	DS	1	
(0054,1322)	Dose Calibration Factor	DoseCalibrationFactor	DS	1	
(0054,1323)	Scatter Fraction Factor	ScatterFractionFactor	DS	1	
(0054,1324)	Dead Time Factor	DeadTimeFactor	DS	1	
(0054,1330)	Image Index	ImageIndex	US	1	
(0054,1400)	<i>Counts Included</i>	<i>CountsIncluded</i>	CS	1-n	RET
(0054,1401)	<i>Dead Time Correction Flag</i>	<i>DeadTimeCorrectionFlag</i>	CS	1	RET
(0060,3000)	Histogram Sequence	HistogramSequence	SQ	1	
(0060,3002)	Histogram Number of Bins	HistogramNumberOfBins	US	1	
(0060,3004)	Histogram First Bin Value	HistogramFirstBinValue	US or SS	1	
(0060,3006)	Histogram Last Bin Value	HistogramLastBinValue	US or SS	1	
(0060,3008)	Histogram Bin Width	HistogramBinWidth	US	1	
(0060,3010)	Histogram Explanation	HistogramExplanation	LO	1	
(0060,3020)	Histogram Data	HistogramData	UL	1-n	
(0062,0001)	Segmentation Type	SegmentationType	CS	1	
(0062,0002)	Segment Sequence	SegmentSequence	SQ	1	
(0062,0003)	Segmented Property Category Code Sequence	SegmentedPropertyCategoryCode Sequence	SQ	1	
(0062,0004)	Segment Number	SegmentNumber	US	1	
(0062,0005)	Segment Label	SegmentLabel	LO	1	
(0062,0006)	Segment Description	SegmentDescription	ST	1	
(0062,0007)	Segmentation Algorithm Identification Sequence	SegmentationAlgorithm IdentificationSequence	SQ	1	
(0062,0008)	Segment Algorithm Type	SegmentAlgorithmType	CS	1	
(0062,0009)	Segment Algorithm Name	SegmentAlgorithmName	LO	1	
(0062,000A)	Segment Identification Sequence	SegmentIdentificationSequence	SQ	1	
(0062,000B)	Referenced Segment Number	ReferencedSegmentNumber	US	1-n	

Tag	Name	Keyword	VR	VM	
(0062,000C)	Recommended Display Grayscale Value	RecommendedDisplayGrayscaleValue	US	1	
(0062,000D)	Recommended Display CIELab Value	RecommendedDisplayCIELabValue	US	3	
(0062,000E)	Maximum Fractional Value	MaximumFractionalValue	US	1	
(0062,000F)	Segmented Property Type Code Sequence	SegmentedPropertyTypeCodeSequence	SQ	1	
(0062,0010)	Segmentation Fractional Type	SegmentationFractionalType	CS	1	
(0062,0011)	Segmented Property Type Modifier Code Sequence	SegmentedPropertyTypeModifierCodeSequence	SQ	1	
(0062,0012)	Used Segments Sequence	UsedSegmentsSequence	SQ	1	
(0062,0020)	Tracking ID	TrackingID	UT	1	
(0062,0021)	Tracking UID	TrackingUID	UI	1	
(0064,0002)	Deformable Registration Sequence	DeformableRegistrationSequence	SQ	1	
(0064,0003)	Source Frame of Reference UID	SourceFrameOfReferenceUID	UI	1	
(0064,0005)	Deformable Registration Grid Sequence	DeformableRegistrationGridSequence	SQ	1	
(0064,0007)	Grid Dimensions	GridDimensions	UL	3	
(0064,0008)	Grid Resolution	GridResolution	FD	3	
(0064,0009)	Vector Grid Data	VectorGridData	OF	1	
(0064,000F)	Pre Deformation Matrix Registration Sequence	PreDeformationMatrixRegistrationSequence	SQ	1	
(0064,0010)	Post Deformation Matrix Registration Sequence	PostDeformationMatrixRegistrationSequence	SQ	1	
(0066,0001)	Number of Surfaces	NumberOfSurfaces	UL	1	
(0066,0002)	Surface Sequence	SurfaceSequence	SQ	1	
(0066,0003)	Surface Number	SurfaceNumber	UL	1	
(0066,0004)	Surface Comments	SurfaceComments	LT	1	
(0066,0009)	Surface Processing	SurfaceProcessing	CS	1	
(0066,000A)	Surface Processing Ratio	SurfaceProcessingRatio	FL	1	
(0066,000B)	Surface Processing Description	SurfaceProcessingDescription	LO	1	
(0066,000C)	Recommended Presentation Opacity	RecommendedPresentationOpacity	FL	1	
(0066,000D)	Recommended Presentation Type	RecommendedPresentationType	CS	1	
(0066,000E)	Finite Volume	FiniteVolume	CS	1	
(0066,0010)	Manifold	Manifold	CS	1	
(0066,0011)	Surface Points Sequence	SurfacePointsSequence	SQ	1	
(0066,0012)	Surface Points Normals Sequence	SurfacePointsNormalsSequence	SQ	1	
(0066,0013)	Surface Mesh Primitives Sequence	SurfaceMeshPrimitivesSequence	SQ	1	
(0066,0015)	Number of Surface Points	NumberOfSurfacePoints	UL	1	
(0066,0016)	Point Coordinates Data	PointCoordinatesData	OF	1	
(0066,0017)	Point Position Accuracy	PointPositionAccuracy	FL	3	
(0066,0018)	Mean Point Distance	MeanPointDistance	FL	1	
(0066,0019)	Maximum Point Distance	MaximumPointDistance	FL	1	

Tag	Name	Keyword	VR	VM	
(0066,001A)	Points Bounding Box Coordinates	PointsBoundingBoxCoordinates	FL	6	
(0066,001B)	Axis of Rotation	AxisOfRotation	FL	3	
(0066,001C)	Center of Rotation	CenterOfRotation	FL	3	
(0066,001E)	Number of Vectors	NumberOfVectors	UL	1	
(0066,001F)	Vector Dimensionality	VectorDimensionality	US	1	
(0066,0020)	Vector Accuracy	VectorAccuracy	FL	1-n	
(0066,0021)	Vector Coordinate Data	VectorCoordinateData	OF	1	
(0066,0023)	<i>Triangle Point Index List</i>	<i>TrianglePointIndexList</i>	OW	1	RET
(0066,0024)	<i>Edge Point Index List</i>	<i>EdgePointIndexList</i>	OW	1	RET
(0066,0025)	<i>Vertex Point Index List</i>	<i>VertexPointIndexList</i>	OW	1	RET
(0066,0026)	Triangle Strip Sequence	TriangleStripSequence	SQ	1	
(0066,0027)	Triangle Fan Sequence	TriangleFanSequence	SQ	1	
(0066,0028)	Line Sequence	LineSequence	SQ	1	
(0066,0029)	<i>Primitive Point Index List</i>	<i>PrimitivePointIndexList</i>	OW	1	RET
(0066,002A)	Surface Count	SurfaceCount	UL	1	
(0066,002B)	Referenced Surface Sequence	ReferencedSurfaceSequence	SQ	1	
(0066,002C)	Referenced Surface Number	ReferencedSurfaceNumber	UL	1	
(0066,002D)	Segment Surface Generation Algorithm Identification Sequence	SegmentSurfaceGenerationAlgorithmIdentificationSequence	SQ	1	
(0066,002E)	Segment Surface Source Instance Sequence	SegmentSurfaceSourceInstanceSequence	SQ	1	
(0066,002F)	Algorithm Family Code Sequence	AlgorithmFamilyCodeSequence	SQ	1	
(0066,0030)	Algorithm Name Code Sequence	AlgorithmNameCodeSequence	SQ	1	
(0066,0031)	Algorithm Version	AlgorithmVersion	LO	1	
(0066,0032)	Algorithm Parameters	AlgorithmParameters	LT	1	
(0066,0034)	Facet Sequence	FacetSequence	SQ	1	
(0066,0035)	Surface Processing Algorithm Identification Sequence	SurfaceProcessingAlgorithmIdentificationSequence	SQ	1	
(0066,0036)	Algorithm Name	AlgorithmName	LO	1	
(0066,0037)	Recommended Point Radius	RecommendedPointRadius	FL	1	
(0066,0038)	Recommended Line Thickness	RecommendedLineThickness	FL	1	
(0066,0040)	Long Primitive Point Index List	LongPrimitivePointIndexList	OL	1	
(0066,0041)	Long Triangle Point Index List	LongTrianglePointIndexList	OL	1	
(0066,0042)	Long Edge Point Index List	LongEdgePointIndexList	OL	1	
(0066,0043)	Long Vertex Point Index List	LongVertexPointIndexList	OL	1	
(0066,0101)	Track Set Sequence	TrackSetSequence	SQ	1	
(0066,0102)	Track Sequence	TrackSequence	SQ	1	
(0066,0103)	Recommended Display CIELab Value List	RecommendedDisplayCIELabValueList	OW	1	
(0066,0104)	Tracking Algorithm Identification Sequence	TrackingAlgorithmIdentificationSequence	SQ	1	
(0066,0105)	Track Set Number	TrackSetNumber	UL	1	
(0066,0106)	Track Set Label	TrackSetLabel	LO	1	

Tag	Name	Keyword	VR	VM	
(0066,0107)	Track Set Description	TrackSetDescription	UT	1	
(0066,0108)	Track Set Anatomical Type Code Sequence	TrackSetAnatomicalTypeCodeSequence	SQ	1	
(0066,0121)	Measurements Sequence	MeasurementsSequence	SQ	1	
(0066,0124)	Track Set Statistics Sequence	TrackSetStatisticsSequence	SQ	1	
(0066,0125)	Floating Point Values	FloatingPointValues	OF	1	
(0066,0129)	Track Point Index List	TrackPointIndexList	OL	1	
(0066,0130)	Track Statistics Sequence	TrackStatisticsSequence	SQ	1	
(0066,0132)	Measurement Values Sequence	MeasurementValuesSequence	SQ	1	
(0066,0133)	Diffusion Acquisition Code Sequence	DiffusionAcquisitionCodeSequence	SQ	1	
(0066,0134)	Diffusion Model Code Sequence	DiffusionModelCodeSequence	SQ	1	
(0068,6210)	Implant Size	ImplantSize	LO	1	
(0068,6221)	Implant Template Version	ImplantTemplateVersion	LO	1	
(0068,6222)	Replaced Implant Template Sequence	ReplacedImplantTemplateSequence	SQ	1	
(0068,6223)	Implant Type	ImplantType	CS	1	
(0068,6224)	Derivation Implant Template Sequence	DerivationImplantTemplateSequence	SQ	1	
(0068,6225)	Original Implant Template Sequence	OriginalImplantTemplateSequence	SQ	1	
(0068,6226)	Effective DateTime	EffectiveDateTime	DT	1	
(0068,6230)	Implant Target Anatomy Sequence	ImplantTargetAnatomySequence	SQ	1	
(0068,6260)	Information From Manufacturer Sequence	InformationFromManufacturerSequence	SQ	1	
(0068,6265)	Notification From Manufacturer Sequence	NotificationFromManufacturerSequence	SQ	1	
(0068,6270)	Information Issue DateTime	InformationIssueDateTime	DT	1	
(0068,6280)	Information Summary	InformationSummary	ST	1	
(0068,62A0)	Implant Regulatory Disapproval Code Sequence	ImplantRegulatoryDisapprovalCodeSequence	SQ	1	
(0068,62A5)	Overall Template Spatial Tolerance	OverallTemplateSpatialTolerance	FD	1	
(0068,62C0)	HPGL Document Sequence	HPGLDocumentSequence	SQ	1	
(0068,62D0)	HPGL Document ID	HPGLDocumentID	US	1	
(0068,62D5)	HPGL Document Label	HPGLDocumentLabel	LO	1	
(0068,62E0)	View Orientation Code Sequence	ViewOrientationCodeSequence	SQ	1	
(0068,62F0)	View Orientation Modifier Code Sequence	ViewOrientationModifierCodeSequence	SQ	1	
(0068,62F2)	HPGL Document Scaling	HPGLDocumentScaling	FD	1	
(0068,6300)	HPGL Document	HPGLDocument	OB	1	
(0068,6310)	HPGL Contour Pen Number	HPGLContourPenNumber	US	1	
(0068,6320)	HPGL Pen Sequence	HPGLPenSequence	SQ	1	
(0068,6330)	HPGL Pen Number	HPGLPenNumber	US	1	
(0068,6340)	HPGL Pen Label	HPGLPenLabel	LO	1	

Tag	Name	Keyword	VR	VM	
(0068,6345)	HPGL Pen Description	HPGLPenDescription	ST	1	
(0068,6346)	Recommended Rotation Point	RecommendedRotationPoint	FD	2	
(0068,6347)	Bounding Rectangle	BoundingRectangle	FD	4	
(0068,6350)	Implant Template 3D Model Surface Number	ImplantTemplate3DModelSurfaceNumber	US	1-n	
(0068,6360)	Surface Model Description Sequence	SurfaceModelDescriptionSequence	SQ	1	
(0068,6380)	Surface Model Label	SurfaceModelLabel	LO	1	
(0068,6390)	Surface Model Scaling Factor	SurfaceModelScalingFactor	FD	1	
(0068,63A0)	Materials Code Sequence	MaterialsCodeSequence	SQ	1	
(0068,63A4)	Coating Materials Code Sequence	CoatingMaterialsCodeSequence	SQ	1	
(0068,63A8)	Implant Type Code Sequence	ImplantTypeCodeSequence	SQ	1	
(0068,63AC)	Fixation Method Code Sequence	FixationMethodCodeSequence	SQ	1	
(0068,63B0)	Mating Feature Sets Sequence	MatingFeatureSetsSequence	SQ	1	
(0068,63C0)	Mating Feature Set ID	MatingFeatureSetID	US	1	
(0068,63D0)	Mating Feature Set Label	MatingFeatureSetLabel	LO	1	
(0068,63E0)	Mating Feature Sequence	MatingFeatureSequence	SQ	1	
(0068,63F0)	Mating Feature ID	MatingFeatureID	US	1	
(0068,6400)	Mating Feature Degree of Freedom Sequence	MatingFeatureDegreeOfFreedomSequence	SQ	1	
(0068,6410)	Degree of Freedom ID	DegreeOfFreedomID	US	1	
(0068,6420)	Degree of Freedom Type	DegreeOfFreedomType	CS	1	
(0068,6430)	2D Mating Feature Coordinates Sequence	TwoDMatingFeatureCoordinatesSequence	SQ	1	
(0068,6440)	Referenced HPGL Document ID	ReferencedHPGLDocumentID	US	1	
(0068,6450)	2D Mating Point	TwoDMatingPoint	FD	2	
(0068,6460)	2D Mating Axes	TwoDMatingAxes	FD	4	
(0068,6470)	2D Degree of Freedom Sequence	TwoDDegreeOfFreedomSequence	SQ	1	
(0068,6490)	3D Degree of Freedom Axis	ThreeDDegreeOfFreedomAxis	FD	3	
(0068,64A0)	Range of Freedom	RangeOfFreedom	FD	2	
(0068,64C0)	3D Mating Point	ThreeDMatingPoint	FD	3	
(0068,64D0)	3D Mating Axes	ThreeDMatingAxes	FD	9	
(0068,64F0)	2D Degree of Freedom Axis	TwoDDegreeOfFreedomAxis	FD	3	
(0068,6500)	Planning Landmark Point Sequence	PlanningLandmarkPointSequence	SQ	1	
(0068,6510)	Planning Landmark Line Sequence	PlanningLandmarkLineSequence	SQ	1	
(0068,6520)	Planning Landmark Plane Sequence	PlanningLandmarkPlaneSequence	SQ	1	
(0068,6530)	Planning Landmark ID	PlanningLandmarkID	US	1	
(0068,6540)	Planning Landmark Description	PlanningLandmarkDescription	LO	1	
(0068,6545)	Planning Landmark Identification Code Sequence	PlanningLandmarkIdentificationCodeSequence	SQ	1	
(0068,6550)	2D Point Coordinates Sequence	TwoDPointCoordinatesSequence	SQ	1	
(0068,6560)	2D Point Coordinates	TwoDPointCoordinates	FD	2	



Tag	Name	Keyword	VR	VM	
(0068,6590)	3D Point Coordinates	ThreeDPointCoordinates	FD	3	
(0068,65A0)	2D Line Coordinates Sequence	TwoDLineCoordinatesSequence	SQ	1	
(0068,65B0)	2D Line Coordinates	TwoDLineCoordinates	FD	4	
(0068,65D0)	3D Line Coordinates	ThreeDLineCoordinates	FD	6	
(0068,65E0)	2D Plane Coordinates Sequence	TwoDPlaneCoordinatesSequence	SQ	1	
(0068,65F0)	2D Plane Intersection	TwoDPlaneIntersection	FD	4	
(0068,6610)	3D Plane Origin	ThreeDPlaneOrigin	FD	3	
(0068,6620)	3D Plane Normal	ThreeDPlaneNormal	FD	3	
(0070,0001)	Graphic Annotation Sequence	GraphicAnnotationSequence	SQ	1	
(0070,0002)	Graphic Layer	GraphicLayer	CS	1	
(0070,0003)	Bounding Box Annotation Units	BoundingBoxAnnotationUnits	CS	1	
(0070,0004)	Anchor Point Annotation Units	AnchorPointAnnotationUnits	CS	1	
(0070,0005)	Graphic Annotation Units	GraphicAnnotationUnits	CS	1	
(0070,0006)	Unformatted Text Value	UnformattedTextValue	ST	1	
(0070,0008)	Text Object Sequence	TextObjectSequence	SQ	1	
(0070,0009)	Graphic Object Sequence	GraphicObjectSequence	SQ	1	
(0070,0010)	Bounding Box Top Left Hand Corner	BoundingBoxTopLeftHandCorner	FL	2	
(0070,0011)	Bounding Box Bottom Right Hand Corner	BoundingBoxBottomRightHandCorner	FL	2	
(0070,0012)	Bounding Box Text Horizontal Justification	BoundingBoxTextHorizontalJustification	CS	1	
(0070,0014)	Anchor Point	AnchorPoint	FL	2	
(0070,0015)	Anchor Point Visibility	AnchorPointVisibility	CS	1	
(0070,0020)	Graphic Dimensions	GraphicDimensions	US	1	
(0070,0021)	Number of Graphic Points	NumberOfGraphicPoints	US	1	
(0070,0022)	Graphic Data	GraphicData	FL	2-n	
(0070,0023)	Graphic Type	GraphicType	CS	1	
(0070,0024)	Graphic Filled	GraphicFilled	CS	1	
(0070,0040)	<i>Image Rotation (Retired)</i>	<i>ImageRotationRetired</i>	IS	1	RET
(0070,0041)	Image Horizontal Flip	ImageHorizontalFlip	CS	1	
(0070,0042)	Image Rotation	ImageRotation	US	1	
(0070,0050)	<i>Displayed Area Top Left Hand Corner (Trial)</i>	<i>DisplayedAreaTopLeftHandCornerTrial</i>	US	2	RET
(0070,0051)	<i>Displayed Area Bottom Right Hand Corner (Trial)</i>	<i>DisplayedAreaBottomRightHandCornerTrial</i>	US	2	RET
(0070,0052)	Displayed Area Top Left Hand Corner	DisplayedAreaTopLeftHandCorner	SL	2	
(0070,0053)	Displayed Area Bottom Right Hand Corner	DisplayedAreaBottomRightHandCorner	SL	2	
(0070,005A)	Displayed Area Selection Sequence	DisplayedAreaSelectionSequence	SQ	1	
(0070,0060)	Graphic Layer Sequence	GraphicLayerSequence	SQ	1	
(0070,0062)	Graphic Layer Order	GraphicLayerOrder	IS	1	

Tag	Name	Keyword	VR	VM	
(0070,0066)	Graphic Layer Recommended Display Grayscale Value	GraphicLayerRecommendedDisplayGrayscaleValue	US	1	
(0070,0067)	<i>Graphic Layer Recommended Display RGB Value</i>	<i>GraphicLayerRecommendedDisplayRGBValue</i>	US	3	RET
(0070,0068)	Graphic Layer Description	GraphicLayerDescription	LO	1	
(0070,0080)	Content Label	ContentLabel	CS	1	
(0070,0081)	Content Description	ContentDescription	LO	1	
(0070,0082)	Presentation Creation Date	PresentationCreationDate	DA	1	
(0070,0083)	Presentation Creation Time	PresentationCreationTime	TM	1	
(0070,0084)	Content Creator's Name	ContentCreatorName	PN	1	
(0070,0086)	Content Creator's Identification Code Sequence	ContentCreatorIdentificationCodeSequence	SQ	1	
(0070,0087)	Alternate Content Description Sequence	AlternateContentDescriptionSequence	SQ	1	
(0070,0100)	Presentation Size Mode	PresentationSizeMode	CS	1	
(0070,0101)	Presentation Pixel Spacing	PresentationPixelSpacing	DS	2	
(0070,0102)	Presentation Pixel Aspect Ratio	PresentationPixelAspectRatio	IS	2	
(0070,0103)	Presentation Pixel Magnification Ratio	PresentationPixelMagnificationRatio	FL	1	
(0070,0207)	Graphic Group Label	GraphicGroupLabel	LO	1	
(0070,0208)	Graphic Group Description	GraphicGroupDescription	ST	1	
(0070,0209)	Compound Graphic Sequence	CompoundGraphicSequence	SQ	1	
(0070,0226)	Compound Graphic Instance ID	CompoundGraphicInstanceID	UL	1	
(0070,0227)	Font Name	FontName	LO	1	
(0070,0228)	Font Name Type	FontNameType	CS	1	
(0070,0229)	CSS Font Name	CSSFontName	LO	1	
(0070,0230)	Rotation Angle	RotationAngle	FD	1	
(0070,0231)	Text Style Sequence	TextStyleSequence	SQ	1	
(0070,0232)	Line Style Sequence	LineStyleSequence	SQ	1	
(0070,0233)	Fill Style Sequence	FillStyleSequence	SQ	1	
(0070,0234)	Graphic Group Sequence	GraphicGroupSequence	SQ	1	
(0070,0241)	Text Color CIELab Value	TextColorCIELabValue	US	3	
(0070,0242)	Horizontal Alignment	HorizontalAlignment	CS	1	
(0070,0243)	Vertical Alignment	VerticalAlignment	CS	1	
(0070,0244)	Shadow Style	ShadowStyle	CS	1	
(0070,0245)	Shadow Offset X	ShadowOffsetX	FL	1	
(0070,0246)	Shadow Offset Y	ShadowOffsetY	FL	1	
(0070,0247)	Shadow Color CIELab Value	ShadowColorCIELabValue	US	3	
(0070,0248)	Underlined	Underlined	CS	1	
(0070,0249)	Bold	Bold	CS	1	
(0070,0250)	Italic	Italic	CS	1	
(0070,0251)	Pattern On Color CIELab Value	PatternOnColorCIELabValue	US	3	
(0070,0252)	Pattern Off Color CIELab Value	PatternOffColorCIELabValue	US	3	

Tag	Name	Keyword	VR	VM	
(0070,0253)	Line Thickness	LineThickness	FL	1	
(0070,0254)	Line Dashing Style	LineDashingStyle	CS	1	
(0070,0255)	Line Pattern	LinePattern	UL	1	
(0070,0256)	Fill Pattern	FillPattern	OB	1	
(0070,0257)	Fill Mode	FillMode	CS	1	
(0070,0258)	Shadow Opacity	ShadowOpacity	FL	1	
(0070,0261)	Gap Length	GapLength	FL	1	
(0070,0262)	Diameter of Visibility	DiameterOfVisibility	FL	1	
(0070,0273)	Rotation Point	RotationPoint	FL	2	
(0070,0274)	Tick Alignment	TickAlignment	CS	1	
(0070,0278)	Show Tick Label	ShowTickLabel	CS	1	
(0070,0279)	Tick Label Alignment	TickLabelAlignment	CS	1	
(0070,0282)	Compound Graphic Units	CompoundGraphicUnits	CS	1	
(0070,0284)	Pattern On Opacity	PatternOnOpacity	FL	1	
(0070,0285)	Pattern Off Opacity	PatternOffOpacity	FL	1	
(0070,0287)	Major Ticks Sequence	MajorTicksSequence	SQ	1	
(0070,0288)	Tick Position	TickPosition	FL	1	
(0070,0289)	Tick Label	TickLabel	SH	1	
(0070,0294)	Compound Graphic Type	CompoundGraphicType	CS	1	
(0070,0295)	Graphic Group ID	GraphicGroupID	UL	1	
(0070,0306)	Shape Type	ShapeType	CS	1	
(0070,0308)	Registration Sequence	RegistrationSequence	SQ	1	
(0070,0309)	Matrix Registration Sequence	MatrixRegistrationSequence	SQ	1	
(0070,030A)	Matrix Sequence	MatrixSequence	SQ	1	
(0070,030B)	Frame of Reference to Displayed Coordinate System Transformation Matrix	FrameOfReferenceToDisplayedCoordinateSystemTransformationMatrix	FD	16	
(0070,030C)	Frame of Reference Transformation Matrix Type	FrameOfReferenceTransformationMatrixType	CS	1	
(0070,030D)	Registration Type Code Sequence	RegistrationTypeCodeSequence	SQ	1	
(0070,030F)	Fiducial Description	FiducialDescription	ST	1	
(0070,0310)	Fiducial Identifier	FiducialIdentifier	SH	1	
(0070,0311)	Fiducial Identifier Code Sequence	FiducialIdentifierCodeSequence	SQ	1	
(0070,0312)	Contour Uncertainty Radius	ContourUncertaintyRadius	FD	1	
(0070,0314)	Used Fiducials Sequence	UsedFiducialsSequence	SQ	1	
(0070,0318)	Graphic Coordinates Data Sequence	GraphicCoordinatesDataSequence	SQ	1	
(0070,031A)	Fiducial UID	FiducialUID	UI	1	
(0070,031C)	Fiducial Set Sequence	FiducialSetSequence	SQ	1	
(0070,031E)	Fiducial Sequence	FiducialSequence	SQ	1	
(0070,031F)	Fiducials Property Category Code Sequence	FiducialsPropertyCategoryCodeSequence	SQ	1	

Tag	Name	Keyword	VR	VM	
(0070,0401)	Graphic Layer Recommended Display CIELab Value	GraphicLayerRecommendedDisplayCIELabValue	US	3	
(0070,0402)	Blending Sequence	BlendingSequence	SQ	1	
(0070,0403)	Relative Opacity	RelativeOpacity	FL	1	
(0070,0404)	Referenced Spatial Registration Sequence	ReferencedSpatialRegistrationSequence	SQ	1	
(0070,0405)	Blending Position	BlendingPosition	CS	1	
(0070,1101)	Presentation Display Collection UID	PresentationDisplayCollectionUID	UI	1	
(0070,1102)	Presentation Sequence Collection UID	PresentationSequenceCollectionUID	UI	1	
(0070,1103)	Presentation Sequence Position Index	PresentationSequencePositionIndex	US	1	
(0070,1104)	Rendered Image Reference Sequence	RenderedImageReferenceSequence	SQ	1	
(0070,1201)	Volumetric Presentation State Input Sequence	VolumetricPresentationStateInputSequence	SQ	1	
(0070,1202)	Presentation Input Type	PresentationInputType	CS	1	
(0070,1203)	Input Sequence Position Index	InputSequencePositionIndex	US	1	
(0070,1204)	Crop	Crop	CS	1	
(0070,1205)	Cropping Specification Index	CroppingSpecificationIndex	US	1-n	
(0070,1206)	<i>Compositing Method</i>	<i>CompositingMethod</i>	CS	1	RET
(0070,1207)	Volumetric Presentation Input Number	VolumetricPresentationInputNumber	US	1	
(0070,1208)	Image Volume Geometry	ImageVolumeGeometry	CS	1	
(0070,1209)	Volumetric Presentation Input Set UID	VolumetricPresentationInputSetUID	UI	1	
(0070,120A)	Volumetric Presentation Input Set Sequence	VolumetricPresentationInputSetSequence	SQ	1	
(0070,120B)	Global Crop	GlobalCrop	CS	1	
(0070,120C)	Global Cropping Specification Index	GlobalCroppingSpecificationIndex	US	1-n	
(0070,120D)	Rendering Method	RenderingMethod	CS	1	
(0070,1301)	Volume Cropping Sequence	VolumeCroppingSequence	SQ	1	
(0070,1302)	Volume Cropping Method	VolumeCroppingMethod	CS	1	
(0070,1303)	Bounding Box Crop	BoundingBoxCrop	FD	6	
(0070,1304)	Oblique Cropping Plane Sequence	ObliqueCroppingPlaneSequence	SQ	1	
(0070,1305)	Plane	Plane	FD	4	
(0070,1306)	Plane Normal	PlaneNormal	FD	3	
(0070,1309)	Cropping Specification Number	CroppingSpecificationNumber	US	1	
(0070,1501)	Multi-Planar Reconstruction Style	MultiPlanarReconstructionStyle	CS	1	
(0070,1502)	MPR Thickness Type	MPRThicknessType	CS	1	
(0070,1503)	MPR Slab Thickness	MPRSlabThickness	FD	1	
(0070,1505)	MPR Top Left Hand Corner	MPRTopLeftHandCorner	FD	3	
(0070,1507)	MPR View Width Direction	MPRViewWidthDirection	FD	3	
(0070,1508)	MPR View Width	MPRViewWidth	FD	1	

Tag	Name	Keyword	VR	VM	
(0070,150C)	Number of Volumetric Curve Points	NumberOfVolumetricCurvePoints	UL	1	
(0070,150D)	Volumetric Curve Points	VolumetricCurvePoints	OD	1	
(0070,1511)	MPR View Height Direction	MPRViewHeightDirection	FD	3	
(0070,1512)	MPR View Height	MPRViewHeight	FD	1	
(0070,1602)	Render Projection	RenderProjection	CS	1	
(0070,1603)	Viewpoint Position	ViewpointPosition	FD	3	
(0070,1604)	Viewpoint LookAt Point	ViewpointLookAtPoint	FD	3	
(0070,1605)	Viewpoint Up Direction	ViewpointUpDirection	FD	3	
(0070,1606)	Render Field of View	RenderFieldOfView	FD	6	
(0070,1607)	Sampling Step Size	SamplingStepSize	FD	1	
(0070,1701)	Shading Style	ShadingStyle	CS	1	
(0070,1702)	Ambient Reflection Intensity	AmbientReflectionIntensity	FD	1	
(0070,1703)	Light Direction	LightDirection	FD	3	
(0070,1704)	Diffuse Reflection Intensity	DiffuseReflectionIntensity	FD	1	
(0070,1705)	Specular Reflection Intensity	SpecularReflectionIntensity	FD	1	
(0070,1706)	Shininess	Shininess	FD	1	
(0070,1801)	Presentation State Classification Component Sequence	PresentationStateClassificationComponentSequence	SQ	1	
(0070,1802)	Component Type	ComponentType	CS	1	
(0070,1803)	Component Input Sequence	ComponentInputSequence	SQ	1	
(0070,1804)	Volumetric Presentation Input Index	VolumetricPresentationInputIndex	US	1	
(0070,1805)	Presentation State Compositor Component Sequence	PresentationStateCompositorComponentSequence	SQ	1	
(0070,1806)	Weighting Transfer Function Sequence	WeightingTransferFunctionSequence	SQ	1	
(0070,1807)	Weighting Lookup Table Descriptor	WeightingLookupTableDescriptor	US	3	
(0070,1808)	Weighting Lookup Table Data	WeightingLookupTableData	OB	1	
(0070,1901)	Volumetric Annotation Sequence	VolumetricAnnotationSequence	SQ	1	
(0070,1903)	Referenced Structured Context Sequence	ReferencedStructuredContextSequence	SQ	1	
(0070,1904)	Referenced Content Item	ReferencedContentItem	UI	1	
(0070,1905)	Volumetric Presentation Input Annotation Sequence	VolumetricPresentationInputAnnotationSequence	SQ	1	
(0070,1907)	Annotation Clipping	AnnotationClipping	CS	1	
(0070,1A01)	Presentation Animation Style	PresentationAnimationStyle	CS	1	
(0070,1A03)	Recommended Animation Rate	RecommendedAnimationRate	FD	1	
(0070,1A04)	Animation Curve Sequence	AnimationCurveSequence	SQ	1	
(0070,1A05)	Animation Step Size	AnimationStepSize	FD	1	
(0070,1A06)	Swivel Range	SwivelRange	FD	1	
(0070,1A07)	Volumetric Curve Up Directions	VolumetricCurveUpDirections	OD	1	
(0070,1A08)	Volume Stream Sequence	VolumeStreamSequence	SQ	1	
(0070,1A09)	RGBA Transfer Function Description	RGBATransferFunctionDescription	LO	1	

Tag	Name	Keyword	VR	VM	
(0070,1B01)	Advanced Blending Sequence	AdvancedBlendingSequence	SQ	1	
(0070,1B02)	Blending Input Number	BlendingInputNumber	US	1	
(0070,1B03)	Blending Display Input Sequence	BlendingDisplayInputSequence	SQ	1	
(0070,1B04)	Blending Display Sequence	BlendingDisplaySequence	SQ	1	
(0070,1B06)	Blending Mode	BlendingMode	CS	1	
(0070,1B07)	Time Series Blending	TimeSeriesBlending	CS	1	
(0070,1B08)	Geometry for Display	GeometryForDisplay	CS	1	
(0070,1B11)	Threshold Sequence	ThresholdSequence	SQ	1	
(0070,1B12)	Threshold Value Sequence	ThresholdValueSequence	SQ	1	
(0070,1B13)	Threshold Type	ThresholdType	CS	1	
(0070,1B14)	Threshold Value	ThresholdValue	FD	1	
(0072,0002)	Hanging Protocol Name	HangingProtocolName	SH	1	
(0072,0004)	Hanging Protocol Description	HangingProtocolDescription	LO	1	
(0072,0006)	Hanging Protocol Level	HangingProtocolLevel	CS	1	
(0072,0008)	Hanging Protocol Creator	HangingProtocolCreator	LO	1	
(0072,000A)	Hanging Protocol Creation Date Time	HangingProtocolCreationDateTime	DT	1	
(0072,000C)	Hanging Protocol Definition Sequence	HangingProtocolDefinitionSequence	SQ	1	
(0072,000E)	Hanging Protocol User Identification Code Sequence	HangingProtocolUserIdentificationCodeSequence	SQ	1	
(0072,0010)	Hanging Protocol User Group Name	HangingProtocolUserGroupName	LO	1	
(0072,0012)	Source Hanging Protocol Sequence	SourceHangingProtocolSequence	SQ	1	
(0072,0014)	Number of Priors Referenced	NumberOfPriorsReferenced	US	1	
(0072,0020)	Image Sets Sequence	ImageSetsSequence	SQ	1	
(0072,0022)	Image Set Selector Sequence	ImageSetSelectorSequence	SQ	1	
(0072,0024)	Image Set Selector Usage Flag	ImageSetSelectorUsageFlag	CS	1	
(0072,0026)	Selector Attribute	SelectorAttribute	AT	1	
(0072,0028)	Selector Value Number	SelectorValueNumber	US	1	
(0072,0030)	Time Based Image Sets Sequence	TimeBasedImageSetsSequence	SQ	1	
(0072,0032)	Image Set Number	ImageSetNumber	US	1	
(0072,0034)	Image Set Selector Category	ImageSetSelectorCategory	CS	1	
(0072,0038)	Relative Time	RelativeTime	US	2	
(0072,003A)	Relative Time Units	RelativeTimeUnits	CS	1	
(0072,003C)	Abstract Prior Value	AbstractPriorValue	SS	2	
(0072,003E)	Abstract Prior Code Sequence	AbstractPriorCodeSequence	SQ	1	
(0072,0040)	Image Set Label	ImageSetLabel	LO	1	
(0072,0050)	Selector Attribute VR	SelectorAttributeVR	CS	1	
(0072,0052)	Selector Sequence Pointer	SelectorSequencePointer	AT	1-n	
(0072,0054)	Selector Sequence Pointer Private Creator	SelectorSequencePointerPrivateCreator	LO	1-n	
(0072,0056)	Selector Attribute Private Creator	SelectorAttributePrivateCreator	LO	1	

Tag	Name	Keyword	VR	VM	
(0072,005E)	Selector AE Value	SelectorAEValue	AE	1-n	
(0072,005F)	Selector AS Value	SelectorASValue	AS	1-n	
(0072,0060)	Selector AT Value	SelectorATValue	AT	1-n	
(0072,0061)	Selector DA Value	SelectorDAValue	DA	1-n	
(0072,0062)	Selector CS Value	SelectorCSValue	CS	1-n	
(0072,0063)	Selector DT Value	SelectorDTVValue	DT	1-n	
(0072,0064)	Selector IS Value	SelectorISValue	IS	1-n	
(0072,0065)	Selector OB Value	SelectorOBValue	OB	1	
(0072,0066)	Selector LO Value	SelectorLOValue	LO	1-n	
(0072,0067)	Selector OF Value	SelectorOFValue	OF	1	
(0072,0068)	Selector LT Value	SelectorLTValue	LT	1	
(0072,0069)	Selector OW Value	SelectorOWValue	OW	1	
(0072,006A)	Selector PN Value	SelectorPNValue	PN	1-n	
(0072,006B)	Selector TM Value	SelectorTMValue	TM	1-n	
(0072,006C)	Selector SH Value	SelectorSHValue	SH	1-n	
(0072,006D)	Selector UN Value	SelectorUNValue	UN	1	
(0072,006E)	Selector ST Value	SelectorSTValue	ST	1	
(0072,006F)	Selector UC Value	SelectorUCValue	UC	1-n	
(0072,0070)	Selector UT Value	SelectorUTValue	UT	1	
(0072,0071)	Selector UR Value	SelectorURValue	UR	1	
(0072,0072)	Selector DS Value	SelectorDSValue	DS	1-n	
(0072,0073)	Selector OD Value	SelectorODValue	OD	1	
(0072,0074)	Selector FD Value	SelectorFDValue	FD	1-n	
(0072,0075)	Selector OL Value	SelectorOLValue	OL	1	
(0072,0076)	Selector FL Value	SelectorFLValue	FL	1-n	
(0072,0078)	Selector UL Value	SelectorULValue	UL	1-n	
(0072,007A)	Selector US Value	SelectorUSValue	US	1-n	
(0072,007C)	Selector SL Value	SelectorSLValue	SL	1-n	
(0072,007E)	Selector SS Value	SelectorSSValue	SS	1-n	
(0072,007F)	Selector UI Value	SelectorUIValue	UI	1-n	
(0072,0080)	Selector Code Sequence Value	SelectorCodeSequenceValue	SQ	1	
(0072,0100)	Number of Screens	NumberOfScreens	US	1	
(0072,0102)	Nominal Screen Definition Sequence	NominalScreenDefinitionSequence	SQ	1	
(0072,0104)	Number of Vertical Pixels	NumberOfVerticalPixels	US	1	
(0072,0106)	Number of Horizontal Pixels	NumberOfHorizontalPixels	US	1	
(0072,0108)	Display Environment Spatial Position	DisplayEnvironmentSpatialPosition	FD	4	
(0072,010A)	Screen Minimum Grayscale Bit Depth	ScreenMinimumGrayscaleBitDepth	US	1	
(0072,010C)	Screen Minimum Color Bit Depth	ScreenMinimumColorBitDepth	US	1	
(0072,010E)	Application Maximum Repaint Time	ApplicationMaximumRepaintTime	US	1	

Tag	Name	Keyword	VR	VM	
(0072,0200)	Display Sets Sequence	DisplaySetsSequence	SQ	1	
(0072,0202)	Display Set Number	DisplaySetNumber	US	1	
(0072,0203)	Display Set Label	DisplaySetLabel	LO	1	
(0072,0204)	Display Set Presentation Group	DisplaySetPresentationGroup	US	1	
(0072,0206)	Display Set Presentation Group Description	DisplaySetPresentationGroupDescription	LO	1	
(0072,0208)	Partial Data Display Handling	PartialDataDisplayHandling	CS	1	
(0072,0210)	Synchronized Scrolling Sequence	SynchronizedScrollingSequence	SQ	1	
(0072,0212)	Display Set Scrolling Group	DisplaySetScrollingGroup	US	2-n	
(0072,0214)	Navigation Indicator Sequence	NavigationIndicatorSequence	SQ	1	
(0072,0216)	Navigation Display Set	NavigationDisplaySet	US	1	
(0072,0218)	Reference Display Sets	ReferenceDisplaySets	US	1-n	
(0072,0300)	Image Boxes Sequence	ImageBoxesSequence	SQ	1	
(0072,0302)	Image Box Number	ImageBoxNumber	US	1	
(0072,0304)	Image Box Layout Type	ImageBoxLayoutType	CS	1	
(0072,0306)	Image Box Tile Horizontal Dimension	ImageBoxTileHorizontalDimension	US	1	
(0072,0308)	Image Box Tile Vertical Dimension	ImageBoxTileVerticalDimension	US	1	
(0072,0310)	Image Box Scroll Direction	ImageBoxScrollDirection	CS	1	
(0072,0312)	Image Box Small Scroll Type	ImageBoxSmallScrollType	CS	1	
(0072,0314)	Image Box Small Scroll Amount	ImageBoxSmallScrollAmount	US	1	
(0072,0316)	Image Box Large Scroll Type	ImageBoxLargeScrollType	CS	1	
(0072,0318)	Image Box Large Scroll Amount	ImageBoxLargeScrollAmount	US	1	
(0072,0320)	Image Box Overlap Priority	ImageBoxOverlapPriority	US	1	
(0072,0330)	Cine Relative to Real-Time	CineRelativeToRealTime	FD	1	
(0072,0400)	Filter Operations Sequence	FilterOperationsSequence	SQ	1	
(0072,0402)	Filter-by Category	FilterByCategory	CS	1	
(0072,0404)	Filter-by Attribute Presence	FilterByAttributePresence	CS	1	
(0072,0406)	Filter-by Operator	FilterByOperator	CS	1	
(0072,0420)	Structured Display Background CIELab Value	StructuredDisplayBackgroundCIELabValue	US	3	
(0072,0421)	Empty Image Box CIELab Value	EmptyImageBoxCIELabValue	US	3	
(0072,0422)	Structured Display Image Box Sequence	StructuredDisplayImageBoxSequence	SQ	1	
(0072,0424)	Structured Display Text Box Sequence	StructuredDisplayTextBoxSequence	SQ	1	
(0072,0427)	Referenced First Frame Sequence	ReferencedFirstFrameSequence	SQ	1	
(0072,0430)	Image Box Synchronization Sequence	ImageBoxSynchronizationSequence	SQ	1	
(0072,0432)	Synchronized Image Box List	SynchronizedImageBoxList	US	2-n	
(0072,0434)	Type of Synchronization	TypeOfSynchronization	CS	1	
(0072,0500)	Blending Operation Type	BlendingOperationType	CS	1	
(0072,0510)	Reformatting Operation Type	ReformattingOperationType	CS	1	



Tag	Name	Keyword	VR	VM	
(0072,0512)	Reformatting Thickness	ReformattingThickness	FD	1	
(0072,0514)	Reformatting Interval	ReformattingInterval	FD	1	
(0072,0516)	Reformatting Operation Initial View Direction	ReformattingOperationInitialViewDirection	CS	1	
(0072,0520)	3D Rendering Type	ThreeDRenderingType	CS	1-n	
(0072,0600)	Sorting Operations Sequence	SortingOperationsSequence	SQ	1	
(0072,0602)	Sort-by Category	SortByCategory	CS	1	
(0072,0604)	Sorting Direction	SortingDirection	CS	1	
(0072,0700)	Display Set Patient Orientation	DisplaySetPatientOrientation	CS	2	
(0072,0702)	VOI Type	VOIType	CS	1	
(0072,0704)	Pseudo-Color Type	PseudoColorType	CS	1	
(0072,0705)	Pseudo-Color Palette Instance Reference Sequence	PseudoColorPaletteInstanceReferenceSequence	SQ	1	
(0072,0706)	Show Grayscale Inverted	ShowGrayscaleInverted	CS	1	
(0072,0710)	Show Image True Size Flag	ShowImageTrueSizeFlag	CS	1	
(0072,0712)	Show Graphic Annotation Flag	ShowGraphicAnnotationFlag	CS	1	
(0072,0714)	Show Patient Demographics Flag	ShowPatientDemographicsFlag	CS	1	
(0072,0716)	Show Acquisition Techniques Flag	ShowAcquisitionTechniquesFlag	CS	1	
(0072,0717)	Display Set Horizontal Justification	DisplaySetHorizontalJustification	CS	1	
(0072,0718)	Display Set Vertical Justification	DisplaySetVerticalJustification	CS	1	
(0074,0120)	Continuation Start Meterset	ContinuationStartMeterset	FD	1	
(0074,0121)	Continuation End Meterset	ContinuationEndMeterset	FD	1	
(0074,1000)	Procedure Step State	ProcedureStepState	CS	1	
(0074,1002)	Procedure Step Progress Information Sequence	ProcedureStepProgressInformationSequence	SQ	1	
(0074,1004)	Procedure Step Progress	ProcedureStepProgress	DS	1	
(0074,1006)	Procedure Step Progress Description	ProcedureStepProgressDescription	ST	1	
(0074,1007)	Procedure Step Progress Parameters Sequence	ProcedureStepProgressParametersSequence	SQ	1	
(0074,1008)	Procedure Step Communications URI Sequence	ProcedureStepCommunicationsURISequence	SQ	1	
(0074,100A)	Contact URI	ContactURI	UR	1	
(0074,100C)	Contact Display Name	ContactDisplayName	LO	1	
(0074,100E)	Procedure Step Discontinuation Reason Code Sequence	ProcedureStepDiscontinuationReasonCodeSequence	SQ	1	
(0074,1020)	Beam Task Sequence	BeamTaskSequence	SQ	1	
(0074,1022)	Beam Task Type	BeamTaskType	CS	1	
(0074,1024)	Beam Order Index (Trial)	BeamOrderIndexTrial	IS	1	RET
(0074,1025)	Autosequence Flag	AutosequenceFlag	CS	1	
(0074,1026)	Table Top Vertical Adjusted Position	TableTopVerticalAdjustedPosition	FD	1	
(0074,1027)	Table Top Longitudinal Adjusted Position	TableTopLongitudinalAdjustedPosition	FD	1	

Tag	Name	Keyword	VR	VM	
(0074,1028)	Table Top Lateral Adjusted Position	TableTopLateralAdjustedPosition	FD	1	
(0074,102A)	Patient Support Adjusted Angle	PatientSupportAdjustedAngle	FD	1	
(0074,102B)	Table Top Eccentric Adjusted Angle	TableTopEccentricAdjustedAngle	FD	1	
(0074,102C)	Table Top Pitch Adjusted Angle	TableTopPitchAdjustedAngle	FD	1	
(0074,102D)	Table Top Roll Adjusted Angle	TableTopRollAdjustedAngle	FD	1	
(0074,1030)	Delivery Verification Image Sequence	DeliveryVerificationImageSequence	SQ	1	
(0074,1032)	Verification Image Timing	VerificationImageTiming	CS	1	
(0074,1034)	Double Exposure Flag	DoubleExposureFlag	CS	1	
(0074,1036)	Double Exposure Ordering	DoubleExposureOrdering	CS	1	
(0074,1038)	<i>Double Exposure Meterset (Trial)</i>	<i>DoubleExposureMetersetTrial</i>	<i>DS</i>	<i>1</i>	<i>RET</i>
(0074,103A)	<i>Double Exposure Field Delta (Trial)</i>	<i>DoubleExposureFieldDeltaTrial</i>	<i>DS</i>	<i>4</i>	<i>RET</i>
(0074,1040)	Related Reference RT Image Sequence	RelatedReferenceRTImageSequence	SQ	1	
(0074,1042)	General Machine Verification Sequence	GeneralMachineVerificationSequence	SQ	1	
(0074,1044)	Conventional Machine Verification Sequence	ConventionalMachineVerificationSequence	SQ	1	
(0074,1046)	Ion Machine Verification Sequence	IonMachineVerificationSequence	SQ	1	
(0074,1048)	Failed Attributes Sequence	FailedAttributesSequence	SQ	1	
(0074,104A)	Overridden Attributes Sequence	OverriddenAttributesSequence	SQ	1	
(0074,104C)	Conventional Control Point Verification Sequence	ConventionalControlPointVerificationSequence	SQ	1	
(0074,104E)	Ion Control Point Verification Sequence	IonControlPointVerificationSequence	SQ	1	
(0074,1050)	Attribute Occurrence Sequence	AttributeOccurrenceSequence	SQ	1	
(0074,1052)	Attribute Occurrence Pointer	AttributeOccurrencePointer	AT	1	
(0074,1054)	Attribute Item Selector	AttributeItemSelector	UL	1	
(0074,1056)	Attribute Occurrence Private Creator	AttributeOccurrencePrivateCreator	LO	1	
(0074,1057)	Selector Sequence Pointer Items	SelectorSequencePointerItems	IS	1-n	
(0074,1200)	Scheduled Procedure Step Priority	ScheduledProcedureStepPriority	CS	1	
(0074,1202)	Worklist Label	WorklistLabel	LO	1	
(0074,1204)	Procedure Step Label	ProcedureStepLabel	LO	1	
(0074,1210)	Scheduled Processing Parameters Sequence	ScheduledProcessingParametersSequence	SQ	1	
(0074,1212)	Performed Processing Parameters Sequence	PerformedProcessingParametersSequence	SQ	1	
(0074,1216)	Unified Procedure Step Performed Procedure Sequence	UnifiedProcedureStepPerformedProcedureSequence	SQ	1	
(0074,1220)	<i>Related Procedure Step Sequence</i>	<i>RelatedProcedureStepSequence</i>	<i>SQ</i>	<i>1</i>	<i>RET</i>
(0074,1222)	<i>Procedure Step Relationship Type</i>	<i>ProcedureStepRelationshipType</i>	<i>LO</i>	<i>1</i>	<i>RET</i>
(0074,1224)	Replaced Procedure Step Sequence	ReplacedProcedureStepSequence	SQ	1	
(0074,1230)	Deletion Lock	DeletionLock	LO	1	

Tag	Name	Keyword	VR	VM	
(0074,1234)	Receiving AE	ReceivingAE	AE	1	
(0074,1236)	Requesting AE	RequestingAE	AE	1	
(0074,1238)	Reason for Cancellation	ReasonForCancellation	LT	1	
(0074,1242)	SCP Status	SCPStatus	CS	1	
(0074,1244)	Subscription List Status	SubscriptionListStatus	CS	1	
(0074,1246)	Unified Procedure Step List Status	UnifiedProcedureStepListStatus	CS	1	
(0074,1324)	Beam Order Index	BeamOrderIndex	UL	1	
(0074,1338)	Double Exposure Meterset	DoubleExposureMeterset	FD	1	
(0074,133A)	Double Exposure Field Delta	DoubleExposureFieldDelta	FD	4	
(0074,1401)	Brachy Task Sequence	BrachyTaskSequence	SQ	1	
(0074,1402)	Continuation Start Total Reference Air Kerma	ContinuationStartTotalReferenceAirKerma	DS	1	
(0074,1403)	Continuation End Total Reference Air Kerma	ContinuationEndTotalReferenceAirKerma	DS	1	
(0074,1404)	Continuation Pulse Number	ContinuationPulseNumber	IS	1	
(0074,1405)	Channel Delivery Order Sequence	ChannelDeliveryOrderSequence	SQ	1	
(0074,1406)	Referenced Channel Number	ReferencedChannelNumber	IS	1	
(0074,1407)	Start Cumulative Time Weight	StartCumulativeTimeWeight	DS	1	
(0074,1408)	End Cumulative Time Weight	EndCumulativeTimeWeight	DS	1	
(0074,1409)	Omitted Channel Sequence	OmittedChannelSequence	SQ	1	
(0074,140A)	Reason for Channel Omission	ReasonForChannelOmission	CS	1	
(0074,140B)	Reason for Channel Omission Description	ReasonForChannelOmissionDescription	LO	1	
(0074,140C)	Channel Delivery Order Index	ChannelDeliveryOrderIndex	IS	1	
(0074,140D)	Channel Delivery Continuation Sequence	ChannelDeliveryContinuationSequence	SQ	1	
(0074,140E)	Omitted Application Setup Sequence	OmittedApplicationSetupSequence	SQ	1	
(0076,0001)	Implant Assembly Template Name	ImplantAssemblyTemplateName	LO	1	
(0076,0003)	Implant Assembly Template Issuer	ImplantAssemblyTemplateIssuer	LO	1	
(0076,0006)	Implant Assembly Template Version	ImplantAssemblyTemplateVersion	LO	1	
(0076,0008)	Replaced Implant Assembly Template Sequence	ReplacedImplantAssemblyTemplateSequence	SQ	1	
(0076,000A)	Implant Assembly Template Type	ImplantAssemblyTemplateType	CS	1	
(0076,000C)	Original Implant Assembly Template Sequence	OriginalImplantAssemblyTemplateSequence	SQ	1	
(0076,000E)	Derivation Implant Assembly Template Sequence	DerivationImplantAssemblyTemplateSequence	SQ	1	
(0076,0010)	Implant Assembly Template Target Anatomy Sequence	ImplantAssemblyTemplateTargetAnatomySequence	SQ	1	
(0076,0020)	Procedure Type Code Sequence	ProcedureTypeCodeSequence	SQ	1	
(0076,0030)	Surgical Technique	SurgicalTechnique	LO	1	
(0076,0032)	Component Types Sequence	ComponentTypesSequence	SQ	1	
(0076,0034)	Component Type Code Sequence	ComponentTypeCodeSequence	SQ	1	

Tag	Name	Keyword	VR	VM	
(0076,0036)	Exclusive Component Type	ExclusiveComponentType	CS	1	
(0076,0038)	Mandatory Component Type	MandatoryComponentType	CS	1	
(0076,0040)	Component Sequence	ComponentSequence	SQ	1	
(0076,0055)	Component ID	ComponentID	US	1	
(0076,0060)	Component Assembly Sequence	ComponentAssemblySequence	SQ	1	
(0076,0070)	Component 1 Referenced ID	Component1ReferencedID	US	1	
(0076,0080)	Component 1 Referenced Mating Feature Set ID	Component1ReferencedMatingFeatureSetID	US	1	
(0076,0090)	Component 1 Referenced Mating Feature ID	Component1ReferencedMatingFeatureID	US	1	
(0076,00A0)	Component 2 Referenced ID	Component2ReferencedID	US	1	
(0076,00B0)	Component 2 Referenced Mating Feature Set ID	Component2ReferencedMatingFeatureSetID	US	1	
(0076,00C0)	Component 2 Referenced Mating Feature ID	Component2ReferencedMatingFeatureID	US	1	
(0078,0001)	Implant Template Group Name	ImplantTemplateGroupName	LO	1	
(0078,0010)	Implant Template Group Description	ImplantTemplateGroupDescription	ST	1	
(0078,0020)	Implant Template Group Issuer	ImplantTemplateGroupIssuer	LO	1	
(0078,0024)	Implant Template Group Version	ImplantTemplateGroupVersion	LO	1	
(0078,0026)	Replaced Implant Template Group Sequence	ReplacedImplantTemplateGroupSequence	SQ	1	
(0078,0028)	Implant Template Group Target Anatomy Sequence	ImplantTemplateGroupTargetAnatomySequence	SQ	1	
(0078,002A)	Implant Template Group Members Sequence	ImplantTemplateGroupMembersSequence	SQ	1	
(0078,002E)	Implant Template Group Member ID	ImplantTemplateGroupMemberID	US	1	
(0078,0050)	3D Implant Template Group Member Matching Point	ThreeDImplantTemplateGroupMemberMatchingPoint	FD	3	
(0078,0060)	3D Implant Template Group Member Matching Axes	ThreeDImplantTemplateGroupMemberMatchingAxes	FD	9	
(0078,0070)	Implant Template Group Member Matching 2D Coordinates Sequence	ImplantTemplateGroupMemberMatching2DCoordinatesSequence	SQ	1	
(0078,0090)	2D Implant Template Group Member Matching Point	TwoDImplantTemplateGroupMemberMatchingPoint	FD	2	
(0078,00A0)	2D Implant Template Group Member Matching Axes	TwoDImplantTemplateGroupMemberMatchingAxes	FD	4	
(0078,00B0)	Implant Template Group Variation Dimension Sequence	ImplantTemplateGroupVariationDimensionSequence	SQ	1	
(0078,00B2)	Implant Template Group Variation Dimension Name	ImplantTemplateGroupVariationDimensionName	LO	1	
(0078,00B4)	Implant Template Group Variation Dimension Rank Sequence	ImplantTemplateGroupVariationDimensionRankSequence	SQ	1	
(0078,00B6)	Referenced Implant Template Group Member ID	ReferencedImplantTemplateGroupMemberID	US	1	

Tag	Name	Keyword	VR	VM	
(0078,00B8)	Implant Template Group Variation Dimension Rank	ImplantTemplateGroupVariationDimensionRank	US	1	
(0080,0001)	Surface Scan Acquisition Type Code Sequence	SurfaceScanAcquisitionTypeCodeSequence	SQ	1	
(0080,0002)	Surface Scan Mode Code Sequence	SurfaceScanModeCodeSequence	SQ	1	
(0080,0003)	Registration Method Code Sequence	RegistrationMethodCodeSequence	SQ	1	
(0080,0004)	Shot Duration Time	ShotDurationTime	FD	1	
(0080,0005)	Shot Offset Time	ShotOffsetTime	FD	1	
(0080,0006)	Surface Point Presentation Value Data	SurfacePointPresentationValueData	US	1-n	
(0080,0007)	Surface Point Color CIELab Value Data	SurfacePointColorCIELabValueData	US	3-3n	
(0080,0008)	UV Mapping Sequence	UVMappingSequence	SQ	1	
(0080,0009)	Texture Label	TextureLabel	SH	1	
(0080,0010)	U Value Data	UValueData	OF	1-n	
(0080,0011)	V Value Data	VValueData	OF	1-n	
(0080,0012)	Referenced Texture Sequence	ReferencedTextureSequence	SQ	1	
(0080,0013)	Referenced Surface Data Sequence	ReferencedSurfaceDataSequence	SQ	1	
(0082,0001)	Assessment Summary	AssessmentSummary	CS	1	
(0082,0003)	Assessment Summary Description	AssessmentSummaryDescription	UT	1	
(0082,0004)	Assessed SOP Instance Sequence	AssessedSOPInstanceSequence	SQ	1	
(0082,0005)	Referenced Comparison SOP Instance Sequence	ReferencedComparisonSOPInstanceSequence	SQ	1	
(0082,0006)	Number of Assessment Observations	NumberOfAssessmentObservations	UL	1	
(0082,0007)	Assessment Observations Sequence	AssessmentObservationsSequence	SQ	1	
(0082,0008)	Observation Significance	ObservationSignificance	CS	1	
(0082,000A)	Observation Description	ObservationDescription	UT	1	
(0082,000C)	Structured Constraint Observation Sequence	StructuredConstraintObservationSequence	SQ	1	
(0082,0010)	Assessed Attribute Value Sequence	AssessedAttributeValueSequence	SQ	1	
(0082,0016)	Assessment Set ID	AssessmentSetID	LO	1	
(0082,0017)	Assessment Requester Sequence	AssessmentRequesterSequence	SQ	1	
(0082,0018)	Selector Attribute Name	SelectorAttributeName	LO	1	
(0082,0019)	Selector Attribute Keyword	SelectorAttributeKeyword	LO	1	
(0082,0021)	Assessment Type Code Sequence	AssessmentTypeCodeSequence	SQ	1	
(0082,0022)	Observation Basis Code Sequence	ObservationBasisCodeSequence	SQ	1	
(0082,0023)	Assessment Label	AssessmentLabel	LO	1	
(0082,0032)	Constraint Type	ConstraintType	CS	1	
(0082,0033)	Specification Selection Guidance	SpecificationSelectionGuidance	UT	1	
(0082,0034)	Constraint Value Sequence	ConstraintValueSequence	SQ	1	

Tag	Name	Keyword	VR	VM	
(0082,0035)	Recommended Default Value Sequence	RecommendedDefaultValueSequence	SQ	1	
(0082,0036)	Constraint Violation Significance	ConstraintViolationSignificance	CS	1	
(0082,0037)	Constraint Violation Condition	ConstraintViolationCondition	UT	1	
(0082,0038)	Modifiable Constraint Flag	ModifiableConstraintFlag	CS	1	
(0088,0130)	Storage Media File-set ID	StorageMediaFileSetID	SH	1	
(0088,0140)	Storage Media File-set UID	StorageMediaFileSetUID	UI	1	
(0088,0200)	Icon Image Sequence	IconImageSequence	SQ	1	
(0088,0904)	Topic Title	TopicTitle	LO	1	RET
(0088,0906)	Topic Subject	TopicSubject	ST	1	RET
(0088,0910)	Topic Author	TopicAuthor	LO	1	RET
(0088,0912)	Topic Keywords	TopicKeywords	LO	1-32	RET
(0100,0410)	SOP Instance Status	SOPInstanceStatus	CS	1	
(0100,0420)	SOP Authorization DateTime	SOPAuthorizationDateTime	DT	1	
(0100,0424)	SOP Authorization Comment	SOPAuthorizationComment	LT	1	
(0100,0426)	Authorization Equipment Certification Number	AuthorizationEquipmentCertificationNumber	LO	1	
(0400,0005)	MAC ID Number	MACIDNumber	US	1	
(0400,0010)	MAC Calculation Transfer Syntax UID	MACCalculationTransferSyntaxUID	UI	1	
(0400,0015)	MAC Algorithm	MACAlgorithm	CS	1	
(0400,0020)	Data Elements Signed	DataElementsSigned	AT	1-n	
(0400,0100)	Digital Signature UID	DigitalSignatureUID	UI	1	
(0400,0105)	Digital Signature DateTime	DigitalSignatureDateTime	DT	1	
(0400,0110)	Certificate Type	CertificateType	CS	1	
(0400,0115)	Certificate of Signer	CertificateOfSigner	OB	1	
(0400,0120)	Signature	Signature	OB	1	
(0400,0305)	Certified Timestamp Type	CertifiedTimestampType	CS	1	
(0400,0310)	Certified Timestamp	CertifiedTimestamp	OB	1	
(0400,0315)			FL	1	RET
(0400,0401)	Digital Signature Purpose Code Sequence	DigitalSignaturePurposeCodeSequence	SQ	1	
(0400,0402)	Referenced Digital Signature Sequence	ReferencedDigitalSignatureSequence	SQ	1	
(0400,0403)	Referenced SOP Instance MAC Sequence	ReferencedSOPInstanceMACSequence	SQ	1	
(0400,0404)	MAC	MAC	OB	1	
(0400,0500)	Encrypted Attributes Sequence	EncryptedAttributesSequence	SQ	1	
(0400,0510)	Encrypted Content Transfer Syntax UID	EncryptedContentTransferSyntaxUID	UI	1	
(0400,0520)	Encrypted Content	EncryptedContent	OB	1	
(0400,0550)	Modified Attributes Sequence	ModifiedAttributesSequence	SQ	1	
(0400,0561)	Original Attributes Sequence	OriginalAttributesSequence	SQ	1	

Tag	Name	Keyword	VR	VM	
(0400,0562)	Attribute Modification DateTime	AttributeModificationDateTime	DT	1	
(0400,0563)	Modifying System	ModifyingSystem	LO	1	
(0400,0564)	Source of Previous Values	SourceOfPreviousValues	LO	1	
(0400,0565)	Reason for the Attribute Modification	ReasonForTheAttributeModification	CS	1	
(1000,xxx0)	<i>Escape Triplet</i>	<i>EscapeTriplet</i>	US	3	RET
(1000,xxx1)	<i>Run Length Triplet</i>	<i>RunLengthTriplet</i>	US	3	RET
(1000,xxx2)	<i>Huffman Table Size</i>	<i>HuffmanTableSize</i>	US	1	RET
(1000,xxx3)	<i>Huffman Table Triplet</i>	<i>HuffmanTableTriplet</i>	US	3	RET
(1000,xxx4)	<i>Shift Table Size</i>	<i>ShiftTableSize</i>	US	1	RET
(1000,xxx5)	<i>Shift Table Triplet</i>	<i>ShiftTableTriplet</i>	US	3	RET
(1010,xxxx)	<i>Zonal Map</i>	<i>ZonalMap</i>	US	1-n	RET
(2000,0010)	Number of Copies	NumberOfCopies	IS	1	
(2000,001E)	Printer Configuration Sequence	PrinterConfigurationSequence	SQ	1	
(2000,0020)	Print Priority	PrintPriority	CS	1	
(2000,0030)	Medium Type	MediumType	CS	1	
(2000,0040)	Film Destination	FilmDestination	CS	1	
(2000,0050)	Film Session Label	FilmSessionLabel	LO	1	
(2000,0060)	Memory Allocation	MemoryAllocation	IS	1	
(2000,0061)	Maximum Memory Allocation	MaximumMemoryAllocation	IS	1	
(2000,0062)	<i>Color Image Printing Flag</i>	<i>ColorImagePrintingFlag</i>	CS	1	RET
(2000,0063)	<i>Collation Flag</i>	<i>CollationFlag</i>	CS	1	RET
(2000,0065)	<i>Annotation Flag</i>	<i>AnnotationFlag</i>	CS	1	RET
(2000,0067)	<i>Image Overlay Flag</i>	<i>ImageOverlayFlag</i>	CS	1	RET
(2000,0069)	<i>Presentation LUT Flag</i>	<i>PresentationLUTFlag</i>	CS	1	RET
(2000,006A)	<i>Image Box Presentation LUT Flag</i>	<i>ImageBoxPresentationLUTFlag</i>	CS	1	RET
(2000,00A0)	Memory Bit Depth	MemoryBitDepth	US	1	
(2000,00A1)	Printing Bit Depth	PrintingBitDepth	US	1	
(2000,00A2)	Media Installed Sequence	MediaInstalledSequence	SQ	1	
(2000,00A4)	Other Media Available Sequence	OtherMediaAvailableSequence	SQ	1	
(2000,00A8)	Supported Image Display Formats Sequence	SupportedImageDisplayFormatsSequence	SQ	1	
(2000,0500)	Referenced Film Box Sequence	ReferencedFilmBoxSequence	SQ	1	
(2000,0510)	<i>Referenced Stored Print Sequence</i>	<i>ReferencedStoredPrintSequence</i>	SQ	1	RET
(2010,0010)	Image Display Format	ImageDisplayFormat	ST	1	
(2010,0030)	Annotation Display Format ID	AnnotationDisplayFormatID	CS	1	
(2010,0040)	Film Orientation	FilmOrientation	CS	1	
(2010,0050)	Film Size ID	FilmSizeID	CS	1	
(2010,0052)	Printer Resolution ID	PrinterResolutionID	CS	1	
(2010,0054)	Default Printer Resolution ID	DefaultPrinterResolutionID	CS	1	
(2010,0060)	Magnification Type	MagnificationType	CS	1	
(2010,0080)	Smoothing Type	SmoothingType	CS	1	

Tag	Name	Keyword	VR	VM	
(2010,00A6)	Default Magnification Type	DefaultMagnificationType	CS	1	
(2010,00A7)	Other Magnification Types Available	OtherMagnificationTypesAvailable	CS	1-n	
(2010,00A8)	Default Smoothing Type	DefaultSmoothingType	CS	1	
(2010,00A9)	Other Smoothing Types Available	OtherSmoothingTypesAvailable	CS	1-n	
(2010,0100)	Border Density	BorderDensity	CS	1	
(2010,0110)	Empty Image Density	EmptyImageDensity	CS	1	
(2010,0120)	Min Density	MinDensity	US	1	
(2010,0130)	Max Density	MaxDensity	US	1	
(2010,0140)	Trim	Trim	CS	1	
(2010,0150)	Configuration Information	ConfigurationInformation	ST	1	
(2010,0152)	Configuration Information Description	ConfigurationInformationDescription	LT	1	
(2010,0154)	Maximum Collated Films	MaximumCollatedFilms	IS	1	
(2010,015E)	Illumination	Illumination	US	1	
(2010,0160)	Reflected Ambient Light	ReflectedAmbientLight	US	1	
(2010,0376)	Printer Pixel Spacing	PrinterPixelSpacing	DS	2	
(2010,0500)	Referenced Film Session Sequence	ReferencedFilmSessionSequence	SQ	1	
(2010,0510)	Referenced Image Box Sequence	ReferencedImageBoxSequence	SQ	1	
(2010,0520)	Referenced Basic Annotation Box Sequence	ReferencedBasicAnnotationBoxSequence	SQ	1	
(2020,0010)	Image Box Position	ImageBoxPosition	US	1	
(2020,0020)	Polarity	Polarity	CS	1	
(2020,0030)	Requested Image Size	RequestedImageSize	DS	1	
(2020,0040)	Requested Decimate/Crop Behavior	RequestedDecimateCropBehavior	CS	1	
(2020,0050)	Requested Resolution ID	RequestedResolutionID	CS	1	
(2020,00A0)	Requested Image Size Flag	RequestedImageSizeFlag	CS	1	
(2020,00A2)	Decimate/Crop Result	DecimateCropResult	CS	1	
(2020,0110)	Basic Grayscale Image Sequence	BasicGrayscaleImageSequence	SQ	1	
(2020,0111)	Basic Color Image Sequence	BasicColorImageSequence	SQ	1	
(2020,0130)	Referenced Image Overlay Box Sequence	ReferencedImageOverlayBoxSequence	SQ	1	RET
(2020,0140)	Referenced VOI LUT Box Sequence	ReferencedVOILUTBoxSequence	SQ	1	RET
(2030,0010)	Annotation Position	AnnotationPosition	US	1	
(2030,0020)	Text String	TextString	LO	1	
(2040,0010)	Referenced Overlay Plane Sequence	ReferencedOverlayPlaneSequence	SQ	1	RET
(2040,0011)	Referenced Overlay Plane Groups	ReferencedOverlayPlaneGroups	US	1-99	RET
(2040,0020)	Overlay Pixel Data Sequence	OverlayPixelDataSequence	SQ	1	RET
(2040,0060)	Overlay Magnification Type	OverlayMagnificationType	CS	1	RET
(2040,0070)	Overlay Smoothing Type	OverlaySmoothingType	CS	1	RET
(2040,0072)	Overlay or Image Magnification	OverlayOrImageMagnification	CS	1	RET
(2040,0074)	Magnify to Number of Columns	MagnifyToNumberOfColumns	US	1	RET



Tag	Name	Keyword	VR	VM	
(2040,0080)	Overlay Foreground Density	OverlayForegroundDensity	CS	1	RET
(2040,0082)	Overlay Background Density	OverlayBackgroundDensity	CS	1	RET
(2040,0090)	Overlay Mode	OverlayMode	CS	1	RET
(2040,0100)	Threshold Density	ThresholdDensity	CS	1	RET
(2040,0500)	Referenced Image Box Sequence (Retired)	ReferencedImageBoxSequence Retired	SQ	1	RET
(2050,0010)	Presentation LUT Sequence	PresentationLUTSequence	SQ	1	
(2050,0020)	Presentation LUT Shape	PresentationLUTShape	CS	1	
(2050,0500)	Referenced Presentation LUT Sequence	ReferencedPresentationLUT Sequence	SQ	1	
(2100,0010)	Print Job ID	PrintJobID	SH	1	RET
(2100,0020)	Execution Status	ExecutionStatus	CS	1	
(2100,0030)	Execution Status Info	ExecutionStatusInfo	CS	1	
(2100,0040)	Creation Date	CreationDate	DA	1	
(2100,0050)	Creation Time	CreationTime	TM	1	
(2100,0070)	Originator	Originator	AE	1	
(2100,0140)	Destination AE	DestinationAE	AE	1	
(2100,0160)	Owner ID	OwnerID	SH	1	
(2100,0170)	Number of Films	NumberOfFilms	IS	1	
(2100,0500)	Referenced Print Job Sequence (Pull Stored Print)	ReferencedPrintJobSequencePull StoredPrint	SQ	1	RET
(2110,0010)	Printer Status	PrinterStatus	CS	1	
(2110,0020)	Printer Status Info	PrinterStatusInfo	CS	1	
(2110,0030)	Printer Name	PrinterName	LO	1	
(2110,0099)	Print Queue ID	PrintQueueID	SH	1	RET
(2120,0010)	Queue Status	QueueStatus	CS	1	RET
(2120,0050)	Print Job Description Sequence	PrintJobDescriptionSequence	SQ	1	RET
(2120,0070)	Referenced Print Job Sequence	ReferencedPrintJobSequence	SQ	1	RET
(2130,0010)	Print Management Capabilities Sequence	PrintManagementCapabilities Sequence	SQ	1	RET
(2130,0015)	Printer Characteristics Sequence	PrinterCharacteristicsSequence	SQ	1	RET
(2130,0030)	Film Box Content Sequence	FilmBoxContentSequence	SQ	1	RET
(2130,0040)	Image Box Content Sequence	ImageBoxContentSequence	SQ	1	RET
(2130,0050)	Annotation Content Sequence	AnnotationContentSequence	SQ	1	RET
(2130,0060)	Image Overlay Box Content Sequence	ImageOverlayBoxContent Sequence	SQ	1	RET
(2130,0080)	Presentation LUT Content Sequence	PresentationLUTContentSequence	SQ	1	RET
(2130,00A0)	Proposed Study Sequence	ProposedStudySequence	SQ	1	RET
(2130,00C0)	Original Image Sequence	OriginalImageSequence	SQ	1	RET
(2200,0001)	Label Using Information Extracted From Instances	LabelUsingInformationExtracted FromInstances	CS	1	
(2200,0002)	Label Text	LabelText	UT	1	

Tag	Name	Keyword	VR	VM	
(2200,0003)	Label Style Selection	LabelStyleSelection	CS	1	
(2200,0004)	Media Disposition	MediaDisposition	LT	1	
(2200,0005)	Barcode Value	BarcodeValue	LT	1	
(2200,0006)	Barcode Symbology	BarcodeSymbology	CS	1	
(2200,0007)	Allow Media Splitting	AllowMediaSplitting	CS	1	
(2200,0008)	Include Non-DICOM Objects	IncludeNonDICOMObjects	CS	1	
(2200,0009)	Include Display Application	IncludeDisplayApplication	CS	1	
(2200,000A)	Preserve Composite Instances After Media Creation	PreserveCompositeInstancesAfterMediaCreation	CS	1	
(2200,000B)	Total Number of Pieces of Media Created	TotalNumberOfPiecesOfMediaCreated	US	1	
(2200,000C)	Requested Media Application Profile	RequestedMediaApplicationProfile	LO	1	
(2200,000D)	Referenced Storage Media Sequence	ReferencedStorageMediaSequence	SQ	1	
(2200,000E)	Failure Attributes	FailureAttributes	AT	1-n	
(2200,000F)	Allow Lossy Compression	AllowLossyCompression	CS	1	
(2200,0020)	Request Priority	RequestPriority	CS	1	
(3002,0002)	RT Image Label	RTImageLabel	SH	1	
(3002,0003)	RT Image Name	RTImageName	LO	1	
(3002,0004)	RT Image Description	RTImageDescription	ST	1	
(3002,000A)	Reported Values Origin	ReportedValuesOrigin	CS	1	
(3002,000C)	RT Image Plane	RTImagePlane	CS	1	
(3002,000D)	X-Ray Image Receptor Translation	XRImageReceptorTranslation	DS	3	
(3002,000E)	X-Ray Image Receptor Angle	XRImageReceptorAngle	DS	1	
(3002,0010)	RT Image Orientation	RTImageOrientation	DS	6	
(3002,0011)	Image Plane Pixel Spacing	ImagePlanePixelSpacing	DS	2	
(3002,0012)	RT Image Position	RTImagePosition	DS	2	
(3002,0020)	Radiation Machine Name	RadiationMachineName	SH	1	
(3002,0022)	Radiation Machine SAD	RadiationMachineSAD	DS	1	
(3002,0024)	Radiation Machine SSD	RadiationMachineSSD	DS	1	
(3002,0026)	RT Image SID	RTImageSID	DS	1	
(3002,0028)	Source to Reference Object Distance	SourceToReferenceObjectDistance	DS	1	
(3002,0029)	Fraction Number	FractionNumber	IS	1	
(3002,0030)	Exposure Sequence	ExposureSequence	SQ	1	
(3002,0032)	Meterset Exposure	MetersetExposure	DS	1	
(3002,0034)	Diaphragm Position	DiaphragmPosition	DS	4	
(3002,0040)	Fluence Map Sequence	FluenceMapSequence	SQ	1	
(3002,0041)	Fluence Data Source	FluenceDataSource	CS	1	
(3002,0042)	Fluence Data Scale	FluenceDataScale	DS	1	
(3002,0050)	Primary Fluence Mode Sequence	PrimaryFluenceModeSequence	SQ	1	
(3002,0051)	Fluence Mode	FluenceMode	CS	1	

Tag	Name	Keyword	VR	VM	
(3002,0052)	Fluence Mode ID	FluenceModeID	SH	1	
(3004,0001)	DVH Type	DVHType	CS	1	
(3004,0002)	Dose Units	DoseUnits	CS	1	
(3004,0004)	Dose Type	DoseType	CS	1	
(3004,0005)	Spatial Transform of Dose	SpatialTransformOfDose	CS	1	
(3004,0006)	Dose Comment	DoseComment	LO	1	
(3004,0008)	Normalization Point	NormalizationPoint	DS	3	
(3004,000A)	Dose Summation Type	DoseSummationType	CS	1	
(3004,000C)	Grid Frame Offset Vector	GridFrameOffsetVector	DS	2-n	
(3004,000E)	Dose Grid Scaling	DoseGridScaling	DS	1	
(3004,0010)	RT Dose ROI Sequence	RTDoseROISequence	SQ	1	
(3004,0012)	Dose Value	DoseValue	DS	1	
(3004,0014)	Tissue Heterogeneity Correction	TissueHeterogeneityCorrection	CS	1-3	
(3004,0040)	DVH Normalization Point	DVHNormalizationPoint	DS	3	
(3004,0042)	DVH Normalization Dose Value	DVHNormalizationDoseValue	DS	1	
(3004,0050)	DVH Sequence	DVHSequence	SQ	1	
(3004,0052)	DVH Dose Scaling	DVHDoseScaling	DS	1	
(3004,0054)	DVH Volume Units	DVHVolumeUnits	CS	1	
(3004,0056)	DVH Number of Bins	DVHNumberOfBins	IS	1	
(3004,0058)	DVH Data	DVHData	DS	2-2n	
(3004,0060)	DVH Referenced ROI Sequence	DVHReferencedROISequence	SQ	1	
(3004,0062)	DVH ROI Contribution Type	DVHROIContributionType	CS	1	
(3004,0070)	DVH Minimum Dose	DVHMinimumDose	DS	1	
(3004,0072)	DVH Maximum Dose	DVHMaximumDose	DS	1	
(3004,0074)	DVH Mean Dose	DVHMeanDose	DS	1	
(3006,0002)	Structure Set Label	StructureSetLabel	SH	1	
(3006,0004)	Structure Set Name	StructureSetName	LO	1	
(3006,0006)	Structure Set Description	StructureSetDescription	ST	1	
(3006,0008)	Structure Set Date	StructureSetDate	DA	1	
(3006,0009)	Structure Set Time	StructureSetTime	TM	1	
(3006,0010)	Referenced Frame of Reference Sequence	ReferencedFrameOfReferenceSequence	SQ	1	
(3006,0012)	RT Referenced Study Sequence	RTReferencedStudySequence	SQ	1	
(3006,0014)	RT Referenced Series Sequence	RTReferencedSeriesSequence	SQ	1	
(3006,0016)	Contour Image Sequence	ContourImageSequence	SQ	1	
(3006,0018)	Predecessor Structure Set Sequence	PredecessorStructureSetSequence	SQ	1	
(3006,0020)	Structure Set ROI Sequence	StructureSetROISequence	SQ	1	
(3006,0022)	ROI Number	ROINumber	IS	1	
(3006,0024)	Referenced Frame of Reference UID	ReferencedFrameOfReferenceUID	UI	1	
(3006,0026)	ROI Name	ROIName	LO	1	

Tag	Name	Keyword	VR	VM	
(3006,0028)	ROI Description	ROIDescription	ST	1	
(3006,002A)	ROI Display Color	ROIDisplayColor	IS	3	
(3006,002C)	ROI Volume	ROIVolume	DS	1	
(3006,0030)	RT Related ROI Sequence	RTRelatedROISequence	SQ	1	
(3006,0033)	RT ROI Relationship	RTROIRelationship	CS	1	
(3006,0036)	ROI Generation Algorithm	ROIGenerationAlgorithm	CS	1	
(3006,0038)	ROI Generation Description	ROIGenerationDescription	LO	1	
(3006,0039)	ROI Contour Sequence	ROIContourSequence	SQ	1	
(3006,0040)	Contour Sequence	ContourSequence	SQ	1	
(3006,0042)	Contour Geometric Type	ContourGeometricType	CS	1	
(3006,0044)	Contour Slab Thickness	ContourSlabThickness	DS	1	
(3006,0045)	Contour Offset Vector	ContourOffsetVector	DS	3	
(3006,0046)	Number of Contour Points	NumberOfContourPoints	IS	1	
(3006,0048)	Contour Number	ContourNumber	IS	1	
(3006,0049)	Attached Contours	AttachedContours	IS	1-n	
(3006,0050)	Contour Data	ContourData	DS	3-3n	
(3006,0080)	RT ROI Observations Sequence	RTROIObservationsSequence	SQ	1	
(3006,0082)	Observation Number	ObservationNumber	IS	1	
(3006,0084)	Referenced ROI Number	ReferencedROINumber	IS	1	
(3006,0085)	ROI Observation Label	ROIObservationLabel	SH	1	
(3006,0086)	RT ROI Identification Code Sequence	RTROIIdentificationCode Sequence	SQ	1	
(3006,0088)	ROI Observation Description	ROIObservationDescription	ST	1	
(3006,00A0)	Related RT ROI Observations Sequence	RelatedRTROIObservations Sequence	SQ	1	
(3006,00A4)	RT ROI Interpreted Type	RTROIInterpretedType	CS	1	
(3006,00A6)	ROI Interpreter	ROIInterpreter	PN	1	
(3006,00B0)	ROI Physical Properties Sequence	ROIPhysicalPropertiesSequence	SQ	1	
(3006,00B2)	ROI Physical Property	ROIPhysicalProperty	CS	1	
(3006,00B4)	ROI Physical Property Value	ROIPhysicalPropertyValue	DS	1	
(3006,00B6)	ROI Elemental Composition Sequence	ROIElementalComposition Sequence	SQ	1	
(3006,00B7)	ROI Elemental Composition Atomic Number	ROIElementalCompositionAtomic Number	US	1	
(3006,00B8)	ROI Elemental Composition Atomic Mass Fraction	ROIElementalCompositionAtomic MassFraction	FL	1	
(3006,00B9)	<i>Additional RT ROI Identification Code Sequence</i>	<i>AdditionalRTROIIdentificationCode Sequence</i>	SQ	1	RET
(3006,00C0)	<i>Frame of Reference Relationship Sequence</i>	<i>FrameOfReferenceRelationship Sequence</i>	SQ	1	RET
(3006,00C2)	<i>Related Frame of Reference UID</i>	<i>RelatedFrameOfReferenceUID</i>	UI	1	RET
(3006,00C4)	<i>Frame of Reference Transformation Type</i>	<i>FrameOfReferenceTransformation Type</i>	CS	1	RET

Tag	Name	Keyword	VR	VM	
(3006,00C6)	Frame of Reference Transformation Matrix	FrameOfReferenceTransformationMatrix	DS	16	
(3006,00C8)	Frame of Reference Transformation Comment	FrameOfReferenceTransformationComment	LO	1	
(3008,0010)	Measured Dose Reference Sequence	MeasuredDoseReferenceSequence	SQ	1	
(3008,0012)	Measured Dose Description	MeasuredDoseDescription	ST	1	
(3008,0014)	Measured Dose Type	MeasuredDoseType	CS	1	
(3008,0016)	Measured Dose Value	MeasuredDoseValue	DS	1	
(3008,0020)	Treatment Session Beam Sequence	TreatmentSessionBeamSequence	SQ	1	
(3008,0021)	Treatment Session Ion Beam Sequence	TreatmentSessionIonBeamSequence	SQ	1	
(3008,0022)	Current Fraction Number	CurrentFractionNumber	IS	1	
(3008,0024)	Treatment Control Point Date	TreatmentControlPointDate	DA	1	
(3008,0025)	Treatment Control Point Time	TreatmentControlPointTime	TM	1	
(3008,002A)	Treatment Termination Status	TreatmentTerminationStatus	CS	1	
(3008,002B)	Treatment Termination Code	TreatmentTerminationCode	SH	1	
(3008,002C)	Treatment Verification Status	TreatmentVerificationStatus	CS	1	
(3008,0030)	Referenced Treatment Record Sequence	ReferencedTreatmentRecordSequence	SQ	1	
(3008,0032)	Specified Primary Meterset	SpecifiedPrimaryMeterset	DS	1	
(3008,0033)	Specified Secondary Meterset	SpecifiedSecondaryMeterset	DS	1	
(3008,0036)	Delivered Primary Meterset	DeliveredPrimaryMeterset	DS	1	
(3008,0037)	Delivered Secondary Meterset	DeliveredSecondaryMeterset	DS	1	
(3008,003A)	Specified Treatment Time	SpecifiedTreatmentTime	DS	1	
(3008,003B)	Delivered Treatment Time	DeliveredTreatmentTime	DS	1	
(3008,0040)	Control Point Delivery Sequence	ControlPointDeliverySequence	SQ	1	
(3008,0041)	Ion Control Point Delivery Sequence	IonControlPointDeliverySequence	SQ	1	
(3008,0042)	Specified Meterset	SpecifiedMeterset	DS	1	
(3008,0044)	Delivered Meterset	DeliveredMeterset	DS	1	
(3008,0045)	Meterset Rate Set	MetersetRateSet	FL	1	
(3008,0046)	Meterset Rate Delivered	MetersetRateDelivered	FL	1	
(3008,0047)	Scan Spot Metersets Delivered	ScanSpotMetersetsDelivered	FL	1-n	
(3008,0048)	Dose Rate Delivered	DoseRateDelivered	DS	1	
(3008,0050)	Treatment Summary Calculated Dose Reference Sequence	TreatmentSummaryCalculatedDoseReferenceSequence	SQ	1	
(3008,0052)	Cumulative Dose to Dose Reference	CumulativeDoseToDoseReference	DS	1	
(3008,0054)	First Treatment Date	FirstTreatmentDate	DA	1	
(3008,0056)	Most Recent Treatment Date	MostRecentTreatmentDate	DA	1	
(3008,005A)	Number of Fractions Delivered	NumberOfFractionsDelivered	IS	1	
(3008,0060)	Override Sequence	OverrideSequence	SQ	1	

Tag	Name	Keyword	VR	VM	
(3008,0061)	Parameter Sequence Pointer	ParameterSequencePointer	AT	1	
(3008,0062)	Override Parameter Pointer	OverrideParameterPointer	AT	1	
(3008,0063)	Parameter Item Index	ParameterItemIndex	IS	1	
(3008,0064)	Measured Dose Reference Number	MeasuredDoseReferenceNumber	IS	1	
(3008,0065)	Parameter Pointer	ParameterPointer	AT	1	
(3008,0066)	Override Reason	OverrideReason	ST	1	
(3008,0067)	Parameter Value Number	ParameterValueNumber	US	1	
(3008,0068)	Corrected Parameter Sequence	CorrectedParameterSequence	SQ	1	
(3008,006A)	Correction Value	CorrectionValue	FL	1	
(3008,0070)	Calculated Dose Reference Sequence	CalculatedDoseReferenceSequence	SQ	1	
(3008,0072)	Calculated Dose Reference Number	CalculatedDoseReferenceNumber	IS	1	
(3008,0074)	Calculated Dose Reference Description	CalculatedDoseReferenceDescription	ST	1	
(3008,0076)	Calculated Dose Reference Dose Value	CalculatedDoseReferenceDoseValue	DS	1	
(3008,0078)	Start Meterset	StartMeterset	DS	1	
(3008,007A)	End Meterset	EndMeterset	DS	1	
(3008,0080)	Referenced Measured Dose Reference Sequence	ReferencedMeasuredDoseReferenceSequence	SQ	1	
(3008,0082)	Referenced Measured Dose Reference Number	ReferencedMeasuredDoseReferenceNumber	IS	1	
(3008,0090)	Referenced Calculated Dose Reference Sequence	ReferencedCalculatedDoseReferenceSequence	SQ	1	
(3008,0092)	Referenced Calculated Dose Reference Number	ReferencedCalculatedDoseReferenceNumber	IS	1	
(3008,00A0)	Beam Limiting Device Leaf Pairs Sequence	BeamLimitingDeviceLeafPairsSequence	SQ	1	
(3008,00B0)	Recorded Wedge Sequence	RecordedWedgeSequence	SQ	1	
(3008,00C0)	Recorded Compensator Sequence	RecordedCompensatorSequence	SQ	1	
(3008,00D0)	Recorded Block Sequence	RecordedBlockSequence	SQ	1	
(3008,00E0)	Treatment Summary Measured Dose Reference Sequence	TreatmentSummaryMeasuredDoseReferenceSequence	SQ	1	
(3008,00F0)	Recorded Snout Sequence	RecordedSnoutSequence	SQ	1	
(3008,00F2)	Recorded Range Shifter Sequence	RecordedRangeShifterSequence	SQ	1	
(3008,00F4)	Recorded Lateral Spreading Device Sequence	RecordedLateralSpreadingDeviceSequence	SQ	1	
(3008,00F6)	Recorded Range Modulator Sequence	RecordedRangeModulatorSequence	SQ	1	
(3008,0100)	Recorded Source Sequence	RecordedSourceSequence	SQ	1	
(3008,0105)	Source Serial Number	SourceSerialNumber	LO	1	
(3008,0110)	Treatment Session Application Setup Sequence	TreatmentSessionApplicationSetupSequence	SQ	1	
(3008,0116)	Application Setup Check	ApplicationSetupCheck	CS	1	

Tag	Name	Keyword	VR	VM	
(3008,0120)	Recorded Brachy Accessory Device Sequence	RecordedBrachyAccessoryDeviceSequence	SQ	1	
(3008,0122)	Referenced Brachy Accessory Device Number	ReferencedBrachyAccessoryDeviceNumber	IS	1	
(3008,0130)	Recorded Channel Sequence	RecordedChannelSequence	SQ	1	
(3008,0132)	Specified Channel Total Time	SpecifiedChannelTotalTime	DS	1	
(3008,0134)	Delivered Channel Total Time	DeliveredChannelTotalTime	DS	1	
(3008,0136)	Specified Number of Pulses	SpecifiedNumberOfPulses	IS	1	
(3008,0138)	Delivered Number of Pulses	DeliveredNumberOfPulses	IS	1	
(3008,013A)	Specified Pulse Repetition Interval	SpecifiedPulseRepetitionInterval	DS	1	
(3008,013C)	Delivered Pulse Repetition Interval	DeliveredPulseRepetitionInterval	DS	1	
(3008,0140)	Recorded Source Applicator Sequence	RecordedSourceApplicatorSequence	SQ	1	
(3008,0142)	Referenced Source Applicator Number	ReferencedSourceApplicatorNumber	IS	1	
(3008,0150)	Recorded Channel Shield Sequence	RecordedChannelShieldSequence	SQ	1	
(3008,0152)	Referenced Channel Shield Number	ReferencedChannelShieldNumber	IS	1	
(3008,0160)	Brachy Control Point Delivered Sequence	BrachyControlPointDeliveredSequence	SQ	1	
(3008,0162)	Safe Position Exit Date	SafePositionExitDate	DA	1	
(3008,0164)	Safe Position Exit Time	SafePositionExitTime	TM	1	
(3008,0166)	Safe Position Return Date	SafePositionReturnDate	DA	1	
(3008,0168)	Safe Position Return Time	SafePositionReturnTime	TM	1	
(3008,0171)	Pulse Specific Brachy Control Point Delivered Sequence	PulseSpecificBrachyControlPointDeliveredSequence	SQ	1	
(3008,0172)	Pulse Number	PulseNumber	US	1	
(3008,0173)	Brachy Pulse Control Point Delivered Sequence	BrachyPulseControlPointDeliveredSequence	SQ	1	
(3008,0200)	Current Treatment Status	CurrentTreatmentStatus	CS	1	
(3008,0202)	Treatment Status Comment	TreatmentStatusComment	ST	1	
(3008,0220)	Fraction Group Summary Sequence	FractionGroupSummarySequence	SQ	1	
(3008,0223)	Referenced Fraction Number	ReferencedFractionNumber	IS	1	
(3008,0224)	Fraction Group Type	FractionGroupType	CS	1	
(3008,0230)	Beam Stopper Position	BeamStopperPosition	CS	1	
(3008,0240)	Fraction Status Summary Sequence	FractionStatusSummarySequence	SQ	1	
(3008,0250)	Treatment Date	TreatmentDate	DA	1	
(3008,0251)	Treatment Time	TreatmentTime	TM	1	
(300A,0002)	RT Plan Label	RTPlanLabel	SH	1	
(300A,0003)	RT Plan Name	RTPlanName	LO	1	
(300A,0004)	RT Plan Description	RTPlanDescription	ST	1	
(300A,0006)	RT Plan Date	RTPlanDate	DA	1	

Tag	Name	Keyword	VR	VM	
(300A,0007)	RT Plan Time	RTPlanTime	TM	1	
(300A,0009)	Treatment Protocols	TreatmentProtocols	LO	1-n	
(300A,000A)	Plan Intent	PlanIntent	CS	1	
(300A,000B)	Treatment Sites	TreatmentSites	LO	1-n	
(300A,000C)	RT Plan Geometry	RTPlanGeometry	CS	1	
(300A,000E)	Prescription Description	PrescriptionDescription	ST	1	
(300A,0010)	Dose Reference Sequence	DoseReferenceSequence	SQ	1	
(300A,0012)	Dose Reference Number	DoseReferenceNumber	IS	1	
(300A,0013)	Dose Reference UID	DoseReferenceUID	UI	1	
(300A,0014)	Dose Reference Structure Type	DoseReferenceStructureType	CS	1	
(300A,0015)	Nominal Beam Energy Unit	NominalBeamEnergyUnit	CS	1	
(300A,0016)	Dose Reference Description	DoseReferenceDescription	LO	1	
(300A,0018)	Dose Reference Point Coordinates	DoseReferencePointCoordinates	DS	3	
(300A,001A)	Nominal Prior Dose	NominalPriorDose	DS	1	
(300A,0020)	Dose Reference Type	DoseReferenceType	CS	1	
(300A,0021)	Constraint Weight	ConstraintWeight	DS	1	
(300A,0022)	Delivery Warning Dose	DeliveryWarningDose	DS	1	
(300A,0023)	Delivery Maximum Dose	DeliveryMaximumDose	DS	1	
(300A,0025)	Target Minimum Dose	TargetMinimumDose	DS	1	
(300A,0026)	Target Prescription Dose	TargetPrescriptionDose	DS	1	
(300A,0027)	Target Maximum Dose	TargetMaximumDose	DS	1	
(300A,0028)	Target Underdose Volume Fraction	TargetUnderdoseVolumeFraction	DS	1	
(300A,002A)	Organ at Risk Full-volume Dose	OrganAtRiskFullVolumeDose	DS	1	
(300A,002B)	Organ at Risk Limit Dose	OrganAtRiskLimitDose	DS	1	
(300A,002C)	Organ at Risk Maximum Dose	OrganAtRiskMaximumDose	DS	1	
(300A,002D)	Organ at Risk Overdose Volume Fraction	OrganAtRiskOverdoseVolumeFraction	DS	1	
(300A,0040)	Tolerance Table Sequence	ToleranceTableSequence	SQ	1	
(300A,0042)	Tolerance Table Number	ToleranceTableNumber	IS	1	
(300A,0043)	Tolerance Table Label	ToleranceTableLabel	SH	1	
(300A,0044)	Gantry Angle Tolerance	GantryAngleTolerance	DS	1	
(300A,0046)	Beam Limiting Device Angle Tolerance	BeamLimitingDeviceAngleTolerance	DS	1	
(300A,0048)	Beam Limiting Device Tolerance Sequence	BeamLimitingDeviceToleranceSequence	SQ	1	
(300A,004A)	Beam Limiting Device Position Tolerance	BeamLimitingDevicePositionTolerance	DS	1	
(300A,004B)	Snout Position Tolerance	SnoutPositionTolerance	FL	1	
(300A,004C)	Patient Support Angle Tolerance	PatientSupportAngleTolerance	DS	1	
(300A,004E)	Table Top Eccentric Angle Tolerance	TableTopEccentricAngleTolerance	DS	1	
(300A,004F)	Table Top Pitch Angle Tolerance	TableTopPitchAngleTolerance	FL	1	
(300A,0050)	Table Top Roll Angle Tolerance	TableTopRollAngleTolerance	FL	1	



Tag	Name	Keyword	VR	VM	
(300A,0051)	Table Top Vertical Position Tolerance	TableTopVerticalPositionTolerance	DS	1	
(300A,0052)	Table Top Longitudinal Position Tolerance	TableTopLongitudinalPositionTolerance	DS	1	
(300A,0053)	Table Top Lateral Position Tolerance	TableTopLateralPositionTolerance	DS	1	
(300A,0055)	RT Plan Relationship	RTPlanRelationship	CS	1	
(300A,0070)	Fraction Group Sequence	FractionGroupSequence	SQ	1	
(300A,0071)	Fraction Group Number	FractionGroupNumber	IS	1	
(300A,0072)	Fraction Group Description	FractionGroupDescription	LO	1	
(300A,0078)	Number of Fractions Planned	NumberOfFractionsPlanned	IS	1	
(300A,0079)	Number of Fraction Pattern Digits Per Day	NumberOfFractionPatternDigitsPerDay	IS	1	
(300A,007A)	Repeat Fraction Cycle Length	RepeatFractionCycleLength	IS	1	
(300A,007B)	Fraction Pattern	FractionPattern	LT	1	
(300A,0080)	Number of Beams	NumberOfBeams	IS	1	
(300A,0082)	Beam Dose Specification Point	BeamDoseSpecificationPoint	DS	3	
(300A,0083)	Referenced Dose Reference UID	ReferencedDoseReferenceUID	UI	1	
(300A,0084)	Beam Dose	BeamDose	DS	1	
(300A,0086)	Beam Meterset	BeamMeterset	DS	1	
<del>(300A,0088)</del> (300A,0088)	Beam <del>Beam Dose Point Depth</del> Dose Point Depth	<del>BeamDosePointDepth</del> BeamDose PointDepth	<del>FL</del> FL	<del>+ 1</del>	<del>RET</del>
<del>(300A,0089)</del> (300A,0089)	Beam <del>Beam Dose Point Equivalent Depth</del> Dose Point Equivalent Depth	<del>BeamDosePointEquivalentDepth</del> BeamDosePointEquivalentDepth	<del>FL</del> FL	<del>+ 1</del>	<del>RET</del>
<del>(300A,008A)</del> (300A,008A)	Beam <del>Beam Dose Point SSD</del> Dose Point SSD	<del>BeamDosePointSSD</del> BeamDose PointSSD	<del>FL</del> FL	<del>+ 1</del>	<del>RET</del>
(300A,008B)	Beam Dose Meaning	BeamDoseMeaning	CS	1	
(300A,008C)	Beam Dose Verification Control Point Sequence	BeamDoseVerificationControlPointSequence	SQ	1	
<del>(300A,008D)</del> (300A,008D)	<del>Average Beam</del> Average Beam Dose Point Depth <del>Dose Point Depth</del>	<del>AverageBeamDosePointDepth</del> AverageBeamDosePointDepth	<del>FL</del> FL	<del>+ 1</del>	<del>RET</del>
<del>(300A,008E)</del> (300A,008E)	<del>Average Beam</del> Average Beam Dose Point Equivalent Depth <del>Dose Point Equivalent Depth</del>	<del>AverageBeamDosePointEquivalentDepth</del> AverageBeamDosePointEquivalentDepth	<del>FL</del> FL	<del>+ 1</del>	<del>RET</del>
<del>(300A,008F)</del> (300A,008F)	<del>Average Beam</del> Average Beam Dose Point SSD <del>Dose Point SSD</del>	<del>AverageBeamDosePointSSD</del> AverageBeamDosePointSSD	<del>FL</del> FL	<del>+ 1</del>	<del>RET</del>
(300A,0090)	Beam Dose Type	BeamDoseType	CS	1	
(300A,0091)	Alternate Beam Dose	AlternateBeamDose	DS	1	
(300A,0092)	Alternate Beam Dose Type	AlternateBeamDoseType	CS	1	
(300A,0093)	Depth Value Averaging Flag	DepthValueAveragingFlag	CS	1	
(300A,00A0)	Number of Brachy Application Setups	NumberOfBrachyApplicationSetups	IS	1	
(300A,00A2)	Brachy Application Setup Dose Specification Point	BrachyApplicationSetupDoseSpecificationPoint	DS	3	
(300A,00A4)	Brachy Application Setup Dose	BrachyApplicationSetupDose	DS	1	

Tag	Name	Keyword	VR	VM	
(300A,00B0)	Beam Sequence	BeamSequence	SQ	1	
(300A,00B2)	Treatment Machine Name	TreatmentMachineName	SH	1	
(300A,00B3)	Primary Dosimeter Unit	PrimaryDosimeterUnit	CS	1	
(300A,00B4)	Source-Axis Distance	SourceAxisDistance	DS	1	
(300A,00B6)	Beam Limiting Device Sequence	BeamLimitingDeviceSequence	SQ	1	
(300A,00B8)	RT Beam Limiting Device Type	RTBeamLimitingDeviceType	CS	1	
(300A,00BA)	Source to Beam Limiting Device Distance	SourceToBeamLimitingDeviceDistance	DS	1	
(300A,00BB)	Isocenter to Beam Limiting Device Distance	IsocenterToBeamLimitingDeviceDistance	FL	1	
(300A,00BC)	Number of Leaf/Jaw Pairs	NumberOfLeafJawPairs	IS	1	
(300A,00BE)	Leaf Position Boundaries	LeafPositionBoundaries	DS	3-n	
(300A,00C0)	Beam Number	BeamNumber	IS	1	
(300A,00C2)	Beam Name	BeamName	LO	1	
(300A,00C3)	Beam Description	BeamDescription	ST	1	
(300A,00C4)	Beam Type	BeamType	CS	1	
(300A,00C5)	Beam Delivery Duration Limit	BeamDeliveryDurationLimit	FD	1	
(300A,00C6)	Radiation Type	RadiationType	CS	1	
(300A,00C7)	High-Dose Technique Type	HighDoseTechniqueType	CS	1	
(300A,00C8)	Reference Image Number	ReferenceImageNumber	IS	1	
(300A,00CA)	Planned Verification Image Sequence	PlannedVerificationImageSequence	SQ	1	
(300A,00CC)	Imaging Device-Specific Acquisition Parameters	ImagingDeviceSpecificAcquisitionParameters	LO	1-n	
(300A,00CE)	Treatment Delivery Type	TreatmentDeliveryType	CS	1	
(300A,00D0)	Number of Wedges	NumberOfWedges	IS	1	
(300A,00D1)	Wedge Sequence	WedgeSequence	SQ	1	
(300A,00D2)	Wedge Number	WedgeNumber	IS	1	
(300A,00D3)	Wedge Type	WedgeType	CS	1	
(300A,00D4)	Wedge ID	WedgeID	SH	1	
(300A,00D5)	Wedge Angle	WedgeAngle	IS	1	
(300A,00D6)	Wedge Factor	WedgeFactor	DS	1	
(300A,00D7)	Total Wedge Tray Water-Equivalent Thickness	TotalWedgeTrayWaterEquivalentThickness	FL	1	
(300A,00D8)	Wedge Orientation	WedgeOrientation	DS	1	
(300A,00D9)	Isocenter to Wedge Tray Distance	IsocenterToWedgeTrayDistance	FL	1	
(300A,00DA)	Source to Wedge Tray Distance	SourceToWedgeTrayDistance	DS	1	
(300A,00DB)	Wedge Thin Edge Position	WedgeThinEdgePosition	FL	1	
(300A,00DC)	Bolus ID	BolusID	SH	1	
(300A,00DD)	Bolus Description	BolusDescription	ST	1	
(300A,00DE)	Effective Wedge Angle	EffectiveWedgeAngle	DS	1	
(300A,00E0)	Number of Compensators	NumberOfCompensators	IS	1	
(300A,00E1)	Material ID	MaterialID	SH	1	

Tag	Name	Keyword	VR	VM	
(300A,00E2)	Total Compensator Tray Factor	TotalCompensatorTrayFactor	DS	1	
(300A,00E3)	Compensator Sequence	CompensatorSequence	SQ	1	
(300A,00E4)	Compensator Number	CompensatorNumber	IS	1	
(300A,00E5)	Compensator ID	CompensatorID	SH	1	
(300A,00E6)	Source to Compensator Tray Distance	SourceToCompensatorTrayDistance	DS	1	
(300A,00E7)	Compensator Rows	CompensatorRows	IS	1	
(300A,00E8)	Compensator Columns	CompensatorColumns	IS	1	
(300A,00E9)	Compensator Pixel Spacing	CompensatorPixelSpacing	DS	2	
(300A,00EA)	Compensator Position	CompensatorPosition	DS	2	
(300A,00EB)	Compensator Transmission Data	CompensatorTransmissionData	DS	1-n	
(300A,00EC)	Compensator Thickness Data	CompensatorThicknessData	DS	1-n	
(300A,00ED)	Number of Boli	NumberOfBoli	IS	1	
(300A,00EE)	Compensator Type	CompensatorType	CS	1	
(300A,00EF)	Compensator Tray ID	CompensatorTrayID	SH	1	
(300A,00F0)	Number of Blocks	NumberOfBlocks	IS	1	
(300A,00F2)	Total Block Tray Factor	TotalBlockTrayFactor	DS	1	
(300A,00F3)	Total Block Tray Water-Equivalent Thickness	TotalBlockTrayWaterEquivalentThickness	FL	1	
(300A,00F4)	Block Sequence	BlockSequence	SQ	1	
(300A,00F5)	Block Tray ID	BlockTrayID	SH	1	
(300A,00F6)	Source to Block Tray Distance	SourceToBlockTrayDistance	DS	1	
(300A,00F7)	Isocenter to Block Tray Distance	IsocenterToBlockTrayDistance	FL	1	
(300A,00F8)	Block Type	BlockType	CS	1	
(300A,00F9)	Accessory Code	AccessoryCode	LO	1	
(300A,00FA)	Block Divergence	BlockDivergence	CS	1	
(300A,00FB)	Block Mounting Position	BlockMountingPosition	CS	1	
(300A,00FC)	Block Number	BlockNumber	IS	1	
(300A,00FE)	Block Name	BlockName	LO	1	
(300A,0100)	Block Thickness	BlockThickness	DS	1	
(300A,0102)	Block Transmission	BlockTransmission	DS	1	
(300A,0104)	Block Number of Points	BlockNumberOfPoints	IS	1	
(300A,0106)	Block Data	BlockData	DS	2-2n	
(300A,0107)	Applicator Sequence	ApplicatorSequence	SQ	1	
(300A,0108)	Applicator ID	ApplicatorID	SH	1	
(300A,0109)	Applicator Type	ApplicatorType	CS	1	
(300A,010A)	Applicator Description	ApplicatorDescription	LO	1	
(300A,010C)	Cumulative Dose Reference Coefficient	CumulativeDoseReferenceCoefficient	DS	1	
(300A,010E)	Final Cumulative Meterset Weight	FinalCumulativeMetersetWeight	DS	1	
(300A,0110)	Number of Control Points	NumberOfControlPoints	IS	1	
(300A,0111)	Control Point Sequence	ControlPointSequence	SQ	1	

Tag	Name	Keyword	VR	VM	
(300A,0112)	Control Point Index	ControlPointIndex	IS	1	
(300A,0114)	Nominal Beam Energy	NominalBeamEnergy	DS	1	
(300A,0115)	Dose Rate Set	DoseRateSet	DS	1	
(300A,0116)	Wedge Position Sequence	WedgePositionSequence	SQ	1	
(300A,0118)	Wedge Position	WedgePosition	CS	1	
(300A,011A)	Beam Limiting Device Position Sequence	BeamLimitingDevicePositionSequence	SQ	1	
(300A,011C)	Leaf/Jaw Positions	LeafJawPositions	DS	2-2n	
(300A,011E)	Gantry Angle	GantryAngle	DS	1	
(300A,011F)	Gantry Rotation Direction	GantryRotationDirection	CS	1	
(300A,0120)	Beam Limiting Device Angle	BeamLimitingDeviceAngle	DS	1	
(300A,0121)	Beam Limiting Device Rotation Direction	BeamLimitingDeviceRotationDirection	CS	1	
(300A,0122)	Patient Support Angle	PatientSupportAngle	DS	1	
(300A,0123)	Patient Support Rotation Direction	PatientSupportRotationDirection	CS	1	
(300A,0124)	Table Top Eccentric Axis Distance	TableTopEccentricAxisDistance	DS	1	
(300A,0125)	Table Top Eccentric Angle	TableTopEccentricAngle	DS	1	
(300A,0126)	Table Top Eccentric Rotation Direction	TableTopEccentricRotationDirection	CS	1	
(300A,0128)	Table Top Vertical Position	TableTopVerticalPosition	DS	1	
(300A,0129)	Table Top Longitudinal Position	TableTopLongitudinalPosition	DS	1	
(300A,012A)	Table Top Lateral Position	TableTopLateralPosition	DS	1	
(300A,012C)	Isocenter Position	IsocenterPosition	DS	3	
(300A,012E)	Surface Entry Point	SurfaceEntryPoint	DS	3	
(300A,0130)	Source to Surface Distance	SourceToSurfaceDistance	DS	1	
(300A,0131)	Average Beam Dose Point Source to External Contour Distance	AverageBeamDosePointSourceToExternalContourDistance	FL	1	
(300A,0132)	Source to External Contour Distance	SourceToExternalContourDistance	FL	1	
(300A,0133)	External Contour Entry Point	ExternalContourEntryPoint	FL	3	
(300A,0134)	Cumulative Meterset Weight	CumulativeMetersetWeight	DS	1	
(300A,0140)	Table Top Pitch Angle	TableTopPitchAngle	FL	1	
(300A,0142)	Table Top Pitch Rotation Direction	TableTopPitchRotationDirection	CS	1	
(300A,0144)	Table Top Roll Angle	TableTopRollAngle	FL	1	
(300A,0146)	Table Top Roll Rotation Direction	TableTopRollRotationDirection	CS	1	
(300A,0148)	Head Fixation Angle	HeadFixationAngle	FL	1	
(300A,014A)	Gantry Pitch Angle	GantryPitchAngle	FL	1	
(300A,014C)	Gantry Pitch Rotation Direction	GantryPitchRotationDirection	CS	1	
(300A,014E)	Gantry Pitch Angle Tolerance	GantryPitchAngleTolerance	FL	1	
(300A,0150)	Fixation Eye	FixationEye	CS	1	
(300A,0151)	Chair Head Frame Position	ChairHeadFramePosition	DS	1	
(300A,0152)	Head Fixation Angle Tolerance	HeadFixationAngleTolerance	DS	1	

Tag	Name	Keyword	VR	VM	
(300A,0153)	Chair Head Frame Position Tolerance	ChairHeadFramePosition Tolerance	DS	1	
(300A,0154)	Fixation Light Azimuthal Angle Tolerance	FixationLightAzimuthalAngle Tolerance	DS	1	
(300A,0155)	Fixation Light Polar Angle Tolerance	FixationLightPolarAngleTolerance	DS	1	
(300A,0180)	Patient Setup Sequence	PatientSetupSequence	SQ	1	
(300A,0182)	Patient Setup Number	PatientSetupNumber	IS	1	
(300A,0183)	Patient Setup Label	PatientSetupLabel	LO	1	
(300A,0184)	Patient Additional Position	PatientAdditionalPosition	LO	1	
(300A,0190)	Fixation Device Sequence	FixationDeviceSequence	SQ	1	
(300A,0192)	Fixation Device Type	FixationDeviceType	CS	1	
(300A,0194)	Fixation Device Label	FixationDeviceLabel	SH	1	
(300A,0196)	Fixation Device Description	FixationDeviceDescription	ST	1	
(300A,0198)	Fixation Device Position	FixationDevicePosition	SH	1	
(300A,0199)	Fixation Device Pitch Angle	FixationDevicePitchAngle	FL	1	
(300A,019A)	Fixation Device Roll Angle	FixationDeviceRollAngle	FL	1	
(300A,01A0)	Shielding Device Sequence	ShieldingDeviceSequence	SQ	1	
(300A,01A2)	Shielding Device Type	ShieldingDeviceType	CS	1	
(300A,01A4)	Shielding Device Label	ShieldingDeviceLabel	SH	1	
(300A,01A6)	Shielding Device Description	ShieldingDeviceDescription	ST	1	
(300A,01A8)	Shielding Device Position	ShieldingDevicePosition	SH	1	
(300A,01B0)	Setup Technique	SetupTechnique	CS	1	
(300A,01B2)	Setup Technique Description	SetupTechniqueDescription	ST	1	
(300A,01B4)	Setup Device Sequence	SetupDeviceSequence	SQ	1	
(300A,01B6)	Setup Device Type	SetupDeviceType	CS	1	
(300A,01B8)	Setup Device Label	SetupDeviceLabel	SH	1	
(300A,01BA)	Setup Device Description	SetupDeviceDescription	ST	1	
(300A,01BC)	Setup Device Parameter	SetupDeviceParameter	DS	1	
(300A,01D0)	Setup Reference Description	SetupReferenceDescription	ST	1	
(300A,01D2)	Table Top Vertical Setup Displacement	TableTopVerticalSetup Displacement	DS	1	
(300A,01D4)	Table Top Longitudinal Setup Displacement	TableTopLongitudinalSetup Displacement	DS	1	
(300A,01D6)	Table Top Lateral Setup Displacement	TableTopLateralSetup Displacement	DS	1	
(300A,0200)	Brachy Treatment Technique	BrachyTreatmentTechnique	CS	1	
(300A,0202)	Brachy Treatment Type	BrachyTreatmentType	CS	1	
(300A,0206)	Treatment Machine Sequence	TreatmentMachineSequence	SQ	1	
(300A,0210)	Source Sequence	SourceSequence	SQ	1	
(300A,0212)	Source Number	SourceNumber	IS	1	
(300A,0214)	Source Type	SourceType	CS	1	
(300A,0216)	Source Manufacturer	SourceManufacturer	LO	1	

Tag	Name	Keyword	VR	VM	
(300A,0218)	Active Source Diameter	ActiveSourceDiameter	DS	1	
(300A,021A)	Active Source Length	ActiveSourceLength	DS	1	
(300A,021B)	Source Model ID	SourceModelID	SH	1	
(300A,021C)	Source Description	SourceDescription	LO	1	
(300A,0222)	Source Encapsulation Nominal Thickness	SourceEncapsulationNominal Thickness	DS	1	
(300A,0224)	Source Encapsulation Nominal Transmission	SourceEncapsulationNominal Transmission	DS	1	
(300A,0226)	Source Isotope Name	SourceIsotopeName	LO	1	
(300A,0228)	Source Isotope Half Life	SourceIsotopeHalfLife	DS	1	
(300A,0229)	Source Strength Units	SourceStrengthUnits	CS	1	
(300A,022A)	Reference Air Kerma Rate	ReferenceAirKermaRate	DS	1	
(300A,022B)	Source Strength	SourceStrength	DS	1	
(300A,022C)	Source Strength Reference Date	SourceStrengthReferenceDate	DA	1	
(300A,022E)	Source Strength Reference Time	SourceStrengthReferenceTime	TM	1	
(300A,0230)	Application Setup Sequence	ApplicationSetupSequence	SQ	1	
(300A,0232)	Application Setup Type	ApplicationSetupType	CS	1	
(300A,0234)	Application Setup Number	ApplicationSetupNumber	IS	1	
(300A,0236)	Application Setup Name	ApplicationSetupName	LO	1	
(300A,0238)	Application Setup Manufacturer	ApplicationSetupManufacturer	LO	1	
(300A,0240)	Template Number	TemplateNumber	IS	1	
(300A,0242)	Template Type	TemplateType	SH	1	
(300A,0244)	Template Name	TemplateName	LO	1	
(300A,0250)	Total Reference Air Kerma	TotalReferenceAirKerma	DS	1	
(300A,0260)	Brachy Accessory Device Sequence	BrachyAccessoryDeviceSequence	SQ	1	
(300A,0262)	Brachy Accessory Device Number	BrachyAccessoryDeviceNumber	IS	1	
(300A,0263)	Brachy Accessory Device ID	BrachyAccessoryDeviceID	SH	1	
(300A,0264)	Brachy Accessory Device Type	BrachyAccessoryDeviceType	CS	1	
(300A,0266)	Brachy Accessory Device Name	BrachyAccessoryDeviceName	LO	1	
(300A,026A)	Brachy Accessory Device Nominal Thickness	BrachyAccessoryDeviceNominal Thickness	DS	1	
(300A,026C)	Brachy Accessory Device Nominal Transmission	BrachyAccessoryDeviceNominal Transmission	DS	1	
(300A,0271)	Channel Effective Length	ChannelEffectiveLength	DS	1	
(300A,0272)	Channel Inner Length	ChannelInnerLength	DS	1	
(300A,0273)	Afterloader Channel ID	AfterloaderChannelID	SH	1	
(300A,0274)	Source Applicator Tip Length	SourceApplicatorTipLength	DS	1	
(300A,0280)	Channel Sequence	ChannelSequence	SQ	1	
(300A,0282)	Channel Number	ChannelNumber	IS	1	
(300A,0284)	Channel Length	ChannelLength	DS	1	
(300A,0286)	Channel Total Time	ChannelTotalTime	DS	1	
(300A,0288)	Source Movement Type	SourceMovementType	CS	1	

Tag	Name	Keyword	VR	VM	
(300A,028A)	Number of Pulses	NumberOfPulses	IS	1	
(300A,028C)	Pulse Repetition Interval	PulseRepetitionInterval	DS	1	
(300A,0290)	Source Applicator Number	SourceApplicatorNumber	IS	1	
(300A,0291)	Source Applicator ID	SourceApplicatorID	SH	1	
(300A,0292)	Source Applicator Type	SourceApplicatorType	CS	1	
(300A,0294)	Source Applicator Name	SourceApplicatorName	LO	1	
(300A,0296)	Source Applicator Length	SourceApplicatorLength	DS	1	
(300A,0298)	Source Applicator Manufacturer	SourceApplicatorManufacturer	LO	1	
(300A,029C)	Source Applicator Wall Nominal Thickness	SourceApplicatorWallNominalThickness	DS	1	
(300A,029E)	Source Applicator Wall Nominal Transmission	SourceApplicatorWallNominalTransmission	DS	1	
(300A,02A0)	Source Applicator Step Size	SourceApplicatorStepSize	DS	1	
(300A,02A2)	Transfer Tube Number	TransferTubeNumber	IS	1	
(300A,02A4)	Transfer Tube Length	TransferTubeLength	DS	1	
(300A,02B0)	Channel Shield Sequence	ChannelShieldSequence	SQ	1	
(300A,02B2)	Channel Shield Number	ChannelShieldNumber	IS	1	
(300A,02B3)	Channel Shield ID	ChannelShieldID	SH	1	
(300A,02B4)	Channel Shield Name	ChannelShieldName	LO	1	
(300A,02B8)	Channel Shield Nominal Thickness	ChannelShieldNominalThickness	DS	1	
(300A,02BA)	Channel Shield Nominal Transmission	ChannelShieldNominalTransmission	DS	1	
(300A,02C8)	Final Cumulative Time Weight	FinalCumulativeTimeWeight	DS	1	
(300A,02D0)	Brachy Control Point Sequence	BrachyControlPointSequence	SQ	1	
(300A,02D2)	Control Point Relative Position	ControlPointRelativePosition	DS	1	
(300A,02D4)	Control Point 3D Position	ControlPoint3DPosition	DS	3	
(300A,02D6)	Cumulative Time Weight	CumulativeTimeWeight	DS	1	
(300A,02E0)	Compensator Divergence	CompensatorDivergence	CS	1	
(300A,02E1)	Compensator Mounting Position	CompensatorMountingPosition	CS	1	
(300A,02E2)	Source to Compensator Distance	SourceToCompensatorDistance	DS	1-n	
(300A,02E3)	Total Compensator Tray Water-Equivalent Thickness	TotalCompensatorTrayWaterEquivalentThickness	FL	1	
(300A,02E4)	Isocenter to Compensator Tray Distance	IsocenterToCompensatorTrayDistance	FL	1	
(300A,02E5)	Compensator Column Offset	CompensatorColumnOffset	FL	1	
(300A,02E6)	Isocenter to Compensator Distances	IsocenterToCompensatorDistances	FL	1-n	
(300A,02E7)	Compensator Relative Stopping Power Ratio	CompensatorRelativeStoppingPowerRatio	FL	1	
(300A,02E8)	Compensator Milling Tool Diameter	CompensatorMillingToolDiameter	FL	1	
(300A,02EA)	Ion Range Compensator Sequence	IonRangeCompensatorSequence	SQ	1	
(300A,02EB)	Compensator Description	CompensatorDescription	LT	1	
(300A,0302)	Radiation Mass Number	RadiationMassNumber	IS	1	
(300A,0304)	Radiation Atomic Number	RadiationAtomicNumber	IS	1	

Tag	Name	Keyword	VR	VM	
(300A,0306)	Radiation Charge State	RadiationChargeState	SS	1	
(300A,0308)	Scan Mode	ScanMode	CS	1	
(300A,0309)	Modulated Scan Mode Type	ModulatedScanModeType	CS	1	
(300A,030A)	Virtual Source-Axis Distances	VirtualSourceAxisDistances	FL	2	
(300A,030C)	Snout Sequence	SnoutSequence	SQ	1	
(300A,030D)	Snout Position	SnoutPosition	FL	1	
(300A,030F)	Snout ID	SnoutID	SH	1	
(300A,0312)	Number of Range Shifters	NumberOfRangeShifters	IS	1	
(300A,0314)	Range Shifter Sequence	RangeShifterSequence	SQ	1	
(300A,0316)	Range Shifter Number	RangeShifterNumber	IS	1	
(300A,0318)	Range Shifter ID	RangeShifterID	SH	1	
(300A,0320)	Range Shifter Type	RangeShifterType	CS	1	
(300A,0322)	Range Shifter Description	RangeShifterDescription	LO	1	
(300A,0330)	Number of Lateral Spreading Devices	NumberOfLateralSpreadingDevices	IS	1	
(300A,0332)	Lateral Spreading Device Sequence	LateralSpreadingDeviceSequence	SQ	1	
(300A,0334)	Lateral Spreading Device Number	LateralSpreadingDeviceNumber	IS	1	
(300A,0336)	Lateral Spreading Device ID	LateralSpreadingDeviceID	SH	1	
(300A,0338)	Lateral Spreading Device Type	LateralSpreadingDeviceType	CS	1	
(300A,033A)	Lateral Spreading Device Description	LateralSpreadingDeviceDescription	LO	1	
(300A,033C)	Lateral Spreading Device Water Equivalent Thickness	LateralSpreadingDeviceWaterEquivalentThickness	FL	1	
(300A,0340)	Number of Range Modulators	NumberOfRangeModulators	IS	1	
(300A,0342)	Range Modulator Sequence	RangeModulatorSequence	SQ	1	
(300A,0344)	Range Modulator Number	RangeModulatorNumber	IS	1	
(300A,0346)	Range Modulator ID	RangeModulatorID	SH	1	
(300A,0348)	Range Modulator Type	RangeModulatorType	CS	1	
(300A,034A)	Range Modulator Description	RangeModulatorDescription	LO	1	
(300A,034C)	Beam Current Modulation ID	BeamCurrentModulationID	SH	1	
(300A,0350)	Patient Support Type	PatientSupportType	CS	1	
(300A,0352)	Patient Support ID	PatientSupportID	SH	1	
(300A,0354)	Patient Support Accessory Code	PatientSupportAccessoryCode	LO	1	
(300A,0355)	Tray Accessory Code	TrayAccessoryCode	LO	1	
(300A,0356)	Fixation Light Azimuthal Angle	FixationLightAzimuthalAngle	FL	1	
(300A,0358)	Fixation Light Polar Angle	FixationLightPolarAngle	FL	1	
(300A,035A)	Meterset Rate	MetersetRate	FL	1	
(300A,0360)	Range Shifter Settings Sequence	RangeShifterSettingsSequence	SQ	1	
(300A,0362)	Range Shifter Setting	RangeShifterSetting	LO	1	
(300A,0364)	Isocenter to Range Shifter Distance	IsocenterToRangeShifterDistance	FL	1	
(300A,0366)	Range Shifter Water Equivalent Thickness	RangeShifterWaterEquivalentThickness	FL	1	



Tag	Name	Keyword	VR	VM	
(300A,0370)	Lateral Spreading Device Settings Sequence	LateralSpreadingDeviceSettingsSequence	SQ	1	
(300A,0372)	Lateral Spreading Device Setting	LateralSpreadingDeviceSetting	LO	1	
(300A,0374)	Isocenter to Lateral Spreading Device Distance	IsocenterToLateralSpreadingDeviceDistance	FL	1	
(300A,0380)	Range Modulator Settings Sequence	RangeModulatorSettingsSequence	SQ	1	
(300A,0382)	Range Modulator Gating Start Value	RangeModulatorGatingStartValue	FL	1	
(300A,0384)	Range Modulator Gating Stop Value	RangeModulatorGatingStopValue	FL	1	
(300A,0386)	Range Modulator Gating Start Water Equivalent Thickness	RangeModulatorGatingStartWaterEquivalentThickness	FL	1	
(300A,0388)	Range Modulator Gating Stop Water Equivalent Thickness	RangeModulatorGatingStopWaterEquivalentThickness	FL	1	
(300A,038A)	Isocenter to Range Modulator Distance	IsocenterToRangeModulatorDistance	FL	1	
(300A,038F)	Scan Spot Time Offset	ScanSpotTimeOffset	FL	1-n	
(300A,0390)	Scan Spot Tune ID	ScanSpotTuneID	SH	1	
(300A,0391)	Scan Spot Prescribed Indices	ScanSpotPrescribedIndices	IS	1-n	
(300A,0392)	Number of Scan Spot Positions	NumberOfScanSpotPositions	IS	1	
(300A,0393)	Scan Spot Reordered	ScanSpotReordered	CS	1	
(300A,0394)	Scan Spot Position Map	ScanSpotPositionMap	FL	1-n	
(300A,0395)	Scan Spot Reordering Allowed	ScanSpotReorderingAllowed	CS	1	
(300A,0396)	Scan Spot Meterset Weights	ScanSpotMetersetWeights	FL	1-n	
(300A,0398)	Scanning Spot Size	ScanningSpotSize	FL	2	
(300A,039A)	Number of Paintings	NumberOfPaintings	IS	1	
(300A,03A0)	Ion Tolerance Table Sequence	IonToleranceTableSequence	SQ	1	
(300A,03A2)	Ion Beam Sequence	IonBeamSequence	SQ	1	
(300A,03A4)	Ion Beam Limiting Device Sequence	IonBeamLimitingDeviceSequence	SQ	1	
(300A,03A6)	Ion Block Sequence	IonBlockSequence	SQ	1	
(300A,03A8)	Ion Control Point Sequence	IonControlPointSequence	SQ	1	
(300A,03AA)	Ion Wedge Sequence	IonWedgeSequence	SQ	1	
(300A,03AC)	Ion Wedge Position Sequence	IonWedgePositionSequence	SQ	1	
(300A,0401)	Referenced Setup Image Sequence	ReferencedSetupImageSequence	SQ	1	
(300A,0402)	Setup Image Comment	SetupImageComment	ST	1	
(300A,0410)	Motion Synchronization Sequence	MotionSynchronizationSequence	SQ	1	
(300A,0412)	Control Point Orientation	ControlPointOrientation	FL	3	
(300A,0420)	General Accessory Sequence	GeneralAccessorySequence	SQ	1	
(300A,0421)	General Accessory ID	GeneralAccessoryID	SH	1	
(300A,0422)	General Accessory Description	GeneralAccessoryDescription	ST	1	
(300A,0423)	General Accessory Type	GeneralAccessoryType	CS	1	
(300A,0424)	General Accessory Number	GeneralAccessoryNumber	IS	1	

Tag	Name	Keyword	VR	VM	
(300A,0425)	Source to General Accessory Distance	SourceToGeneralAccessoryDistance	FL	1	
(300A,0431)	Applicator Geometry Sequence	ApplicatorGeometrySequence	SQ	1	
(300A,0432)	Applicator Aperture Shape	ApplicatorApertureShape	CS	1	
(300A,0433)	Applicator Opening	ApplicatorOpening	FL	1	
(300A,0434)	Applicator Opening X	ApplicatorOpeningX	FL	1	
(300A,0435)	Applicator Opening Y	ApplicatorOpeningY	FL	1	
(300A,0436)	Source to Applicator Mounting Position Distance	SourceToApplicatorMountingPositionDistance	FL	1	
(300A,0440)	Number of Block Slab Items	NumberOfBlockSlabItems	IS	1	
(300A,0441)	Block Slab Sequence	BlockSlabSequence	SQ	1	
(300A,0442)	Block Slab Thickness	BlockSlabThickness	DS	1	
(300A,0443)	Block Slab Number	BlockSlabNumber	US	1	
(300A,0450)	Device Motion Control Sequence	DeviceMotionControlSequence	SQ	1	
(300A,0451)	Device Motion Execution Mode	DeviceMotionExecutionMode	CS	1	
(300A,0452)	Device Motion Observation Mode	DeviceMotionObservationMode	CS	1	
(300A,0453)	Device Motion Parameter Code Sequence	DeviceMotionParameterCodeSequence	SQ	1	
(300A,0501)	Distal Depth Fraction	DistalDepthFraction	FL	1	
(300A,0502)	Distal Depth	DistalDepth	FL	1	
(300A,0503)	Nominal Range Modulation Fractions	NominalRangeModulationFractions	FL	2	
(300A,0504)	Nominal Range Modulated Region Depths	NominalRangeModulatedRegionDepths	FL	2	
(300A,0505)	Depth Dose Parameters Sequence	DepthDoseParametersSequence	SQ	1	
(300A,0506)	Delivered Depth Dose Parameters Sequence	DeliveredDepthDoseParametersSequence	SQ	1	
(300A,0507)	Delivered Distal Depth Fraction	DeliveredDistalDepthFraction	FL	1	
(300A,0508)	Delivered Distal Depth	DeliveredDistalDepth	FL	1	
(300A,0509)	Delivered Nominal Range Modulation Fractions	DeliveredNominalRangeModulationFractions	FL	2	
(300A,0510)	Delivered Nominal Range Modulated Region Depths	DeliveredNominalRangeModulatedRegionDepths	FL	2	
(300A,0511)	Delivered Reference Dose Definition	DeliveredReferenceDoseDefinition	CS	1	
(300A,0512)	Reference Dose Definition	ReferenceDoseDefinition	CS	1	
(300C,0002)	Referenced RT Plan Sequence	ReferencedRTPlanSequence	SQ	1	
(300C,0004)	Referenced Beam Sequence	ReferencedBeamSequence	SQ	1	
(300C,0006)	Referenced Beam Number	ReferencedBeamNumber	IS	1	
(300C,0007)	Referenced Reference Image Number	ReferencedReferenceImageNumber	IS	1	
(300C,0008)	Start Cumulative Meterset Weight	StartCumulativeMetersetWeight	DS	1	
(300C,0009)	End Cumulative Meterset Weight	EndCumulativeMetersetWeight	DS	1	
(300C,000A)	Referenced Brachy Application Setup Sequence	ReferencedBrachyApplicationSetupSequence	SQ	1	

Tag	Name	Keyword	VR	VM	
(300C,000C)	Referenced Brachy Application Setup Number	ReferencedBrachyApplicationSetupNumber	IS	1	
(300C,000E)	Referenced Source Number	ReferencedSourceNumber	IS	1	
(300C,0020)	Referenced Fraction Group Sequence	ReferencedFractionGroupSequence	SQ	1	
(300C,0022)	Referenced Fraction Group Number	ReferencedFractionGroupNumber	IS	1	
(300C,0040)	Referenced Verification Image Sequence	ReferencedVerificationImageSequence	SQ	1	
(300C,0042)	Referenced Reference Image Sequence	ReferencedReferenceImageSequence	SQ	1	
(300C,0050)	Referenced Dose Reference Sequence	ReferencedDoseReferenceSequence	SQ	1	
(300C,0051)	Referenced Dose Reference Number	ReferencedDoseReferenceNumber	IS	1	
(300C,0055)	Brachy Referenced Dose Reference Sequence	BrachyReferencedDoseReferenceSequence	SQ	1	
(300C,0060)	Referenced Structure Set Sequence	ReferencedStructureSetSequence	SQ	1	
(300C,006A)	Referenced Patient Setup Number	ReferencedPatientSetupNumber	IS	1	
(300C,0080)	Referenced Dose Sequence	ReferencedDoseSequence	SQ	1	
(300C,00A0)	Referenced Tolerance Table Number	ReferencedToleranceTableNumber	IS	1	
(300C,00B0)	Referenced Bolus Sequence	ReferencedBolusSequence	SQ	1	
(300C,00C0)	Referenced Wedge Number	ReferencedWedgeNumber	IS	1	
(300C,00D0)	Referenced Compensator Number	ReferencedCompensatorNumber	IS	1	
(300C,00E0)	Referenced Block Number	ReferencedBlockNumber	IS	1	
(300C,00F0)	Referenced Control Point Index	ReferencedControlPointIndex	IS	1	
(300C,00F2)	Referenced Control Point Sequence	ReferencedControlPointSequence	SQ	1	
(300C,00F4)	Referenced Start Control Point Index	ReferencedStartControlPointIndex	IS	1	
(300C,00F6)	Referenced Stop Control Point Index	ReferencedStopControlPointIndex	IS	1	
(300C,0100)	Referenced Range Shifter Number	ReferencedRangeShifterNumber	IS	1	
(300C,0102)	Referenced Lateral Spreading Device Number	ReferencedLateralSpreadingDeviceNumber	IS	1	
(300C,0104)	Referenced Range Modulator Number	ReferencedRangeModulatorNumber	IS	1	
(300C,0111)	Omitted Beam Task Sequence	OmittedBeamTaskSequence	SQ	1	
(300C,0112)	Reason for Omission	ReasonForOmission	CS	1	
(300C,0113)	Reason for Omission Description	ReasonForOmissionDescription	LO	1	
(300E,0002)	Approval Status	ApprovalStatus	CS	1	
(300E,0004)	Review Date	ReviewDate	DA	1	
(300E,0005)	Review Time	ReviewTime	TM	1	
(300E,0008)	Reviewer Name	ReviewerName	PN	1	
(4000,0010)	Arbitrary	Arbitrary	LT	1	RET

Tag	Name	Keyword	VR	VM	
(4000,4000)	Text Comments	TextComments	LT	1	RET
(4008,0040)	Results ID	ResultsID	SH	1	RET
(4008,0042)	Results ID Issuer	ResultsIDIssuer	LO	1	RET
(4008,0050)	Referenced Interpretation Sequence	ReferencedInterpretationSequence	SQ	1	RET
(4008,00FF)	Report Production Status (Trial)	ReportProductionStatusTrial	CS	1	RET
(4008,0100)	Interpretation Recorded Date	InterpretationRecordedDate	DA	1	RET
(4008,0101)	Interpretation Recorded Time	InterpretationRecordedTime	TM	1	RET
(4008,0102)	Interpretation Recorder	InterpretationRecorder	PN	1	RET
(4008,0103)	Reference to Recorded Sound	ReferenceToRecordedSound	LO	1	RET
(4008,0108)	Interpretation Transcription Date	InterpretationTranscriptionDate	DA	1	RET
(4008,0109)	Interpretation Transcription Time	InterpretationTranscriptionTime	TM	1	RET
(4008,010A)	Interpretation Transcriber	InterpretationTranscriber	PN	1	RET
(4008,010B)	Interpretation Text	InterpretationText	ST	1	RET
(4008,010C)	Interpretation Author	InterpretationAuthor	PN	1	RET
(4008,0111)	Interpretation Approver Sequence	InterpretationApproverSequence	SQ	1	RET
(4008,0112)	Interpretation Approval Date	InterpretationApprovalDate	DA	1	RET
(4008,0113)	Interpretation Approval Time	InterpretationApprovalTime	TM	1	RET
(4008,0114)	Physician Approving Interpretation	PhysicianApprovingInterpretation	PN	1	RET
(4008,0115)	Interpretation Diagnosis Description	InterpretationDiagnosisDescription	LT	1	RET
(4008,0117)	Interpretation Diagnosis Code Sequence	InterpretationDiagnosisCodeSequence	SQ	1	RET
(4008,0118)	Results Distribution List Sequence	ResultsDistributionListSequence	SQ	1	RET
(4008,0119)	Distribution Name	DistributionName	PN	1	RET
(4008,011A)	Distribution Address	DistributionAddress	LO	1	RET
(4008,0200)	Interpretation ID	InterpretationID	SH	1	RET
(4008,0202)	Interpretation ID Issuer	InterpretationIDIssuer	LO	1	RET
(4008,0210)	Interpretation Type ID	InterpretationTypeID	CS	1	RET
(4008,0212)	Interpretation Status ID	InterpretationStatusID	CS	1	RET
(4008,0300)	Impressions	Impressions	ST	1	RET
(4008,4000)	Results Comments	ResultsComments	ST	1	RET
(4010,0001)	Low Energy Detectors	LowEnergyDetectors	CS	1	DICOS
(4010,0002)	High Energy Detectors	HighEnergyDetectors	CS	1	DICOS
(4010,0004)	Detector Geometry Sequence	DetectorGeometrySequence	SQ	1	DICOS
(4010,1001)	Threat ROI Voxel Sequence	ThreatROIVoxelSequence	SQ	1	DICOS
(4010,1004)	Threat ROI Base	ThreatROIBase	FL	3	DICOS
(4010,1005)	Threat ROI Extents	ThreatROIExtents	FL	3	DICOS
(4010,1006)	Threat ROI Bitmap	ThreatROIBitmap	OB	1	DICOS
(4010,1007)	Route Segment ID	RouteSegmentID	SH	1	DICOS
(4010,1008)	Gantry Type	GantryType	CS	1	DICOS
(4010,1009)	OOI Owner Type	OOIOwnerType	CS	1	DICOS
(4010,100A)	Route Segment Sequence	RouteSegmentSequence	SQ	1	DICOS

Tag	Name	Keyword	VR	VM	
(4010,1010)	Potential Threat Object ID	PotentialThreatObjectID	US	1	DICOS
(4010,1011)	Threat Sequence	ThreatSequence	SQ	1	DICOS
(4010,1012)	Threat Category	ThreatCategory	CS	1	DICOS
(4010,1013)	Threat Category Description	ThreatCategoryDescription	LT	1	DICOS
(4010,1014)	ATD Ability Assessment	ATDAbilityAssessment	CS	1	DICOS
(4010,1015)	ATD Assessment Flag	ATDAssessmentFlag	CS	1	DICOS
(4010,1016)	ATD Assessment Probability	ATDAssessmentProbability	FL	1	DICOS
(4010,1017)	Mass	Mass	FL	1	DICOS
(4010,1018)	Density	Density	FL	1	DICOS
(4010,1019)	Z Effective	ZEeffective	FL	1	DICOS
(4010,101A)	Boarding Pass ID	BoardingPassID	SH	1	DICOS
(4010,101B)	Center of Mass	CenterOfMass	FL	3	DICOS
(4010,101C)	Center of PTO	CenterOfPTO	FL	3	DICOS
(4010,101D)	Bounding Polygon	BoundingPolygon	FL	6-n	DICOS
(4010,101E)	Route Segment Start Location ID	RouteSegmentStartLocationID	SH	1	DICOS
(4010,101F)	Route Segment End Location ID	RouteSegmentEndLocationID	SH	1	DICOS
(4010,1020)	Route Segment Location ID Type	RouteSegmentLocationIDType	CS	1	DICOS
(4010,1021)	Abort Reason	AbortReason	CS	1-n	DICOS
(4010,1023)	Volume of PTO	VolumeOfPTO	FL	1	DICOS
(4010,1024)	Abort Flag	AbortFlag	CS	1	DICOS
(4010,1025)	Route Segment Start Time	RouteSegmentStartTime	DT	1	DICOS
(4010,1026)	Route Segment End Time	RouteSegmentEndTime	DT	1	DICOS
(4010,1027)	TDR Type	TDRTYPE	CS	1	DICOS
(4010,1028)	International Route Segment	InternationalRouteSegment	CS	1	DICOS
(4010,1029)	Threat Detection Algorithm and Version	ThreatDetectionAlgorithmmand Version	LO	1-n	DICOS
(4010,102A)	Assigned Location	AssignedLocation	SH	1	DICOS
(4010,102B)	Alarm Decision Time	AlarmDecisionTime	DT	1	DICOS
(4010,1031)	Alarm Decision	AlarmDecision	CS	1	DICOS
(4010,1033)	Number of Total Objects	NumberOfTotalObjects	US	1	DICOS
(4010,1034)	Number of Alarm Objects	NumberOfAlarmObjects	US	1	DICOS
(4010,1037)	PTO Representation Sequence	PTORepresentationSequence	SQ	1	DICOS
(4010,1038)	ATD Assessment Sequence	ATDAssessmentSequence	SQ	1	DICOS
(4010,1039)	TIP Type	TIPTYPE	CS	1	DICOS
(4010,103A)	DICOS Version	DICOSVersion	CS	1	DICOS
(4010,1041)	OOI Owner Creation Time	OOIOwnerCreationTime	DT	1	DICOS
(4010,1042)	OOI Type	OOITYPE	CS	1	DICOS
(4010,1043)	OOI Size	OOISize	FL	3	DICOS
(4010,1044)	Acquisition Status	AcquisitionStatus	CS	1	DICOS
(4010,1045)	Basis Materials Code Sequence	BasisMaterialsCodeSequence	SQ	1	DICOS
(4010,1046)	Phantom Type	PhantomType	CS	1	DICOS
(4010,1047)	OOI Owner Sequence	OOIOwnerSequence	SQ	1	DICOS

Tag	Name	Keyword	VR	VM	
(4010,1048)	Scan Type	ScanType	CS	1	DICOS
(4010,1051)	Itinerary ID	ItineraryID	LO	1	DICOS
(4010,1052)	Itinerary ID Type	ItineraryIDType	SH	1	DICOS
(4010,1053)	Itinerary ID Assigning Authority	ItineraryIDAssigningAuthority	LO	1	DICOS
(4010,1054)	Route ID	RouteID	SH	1	DICOS
(4010,1055)	Route ID Assigning Authority	RouteIDAssigningAuthority	SH	1	DICOS
(4010,1056)	Inbound Arrival Type	InboundArrivalType	CS	1	DICOS
(4010,1058)	Carrier ID	CarrierID	SH	1	DICOS
(4010,1059)	Carrier ID Assigning Authority	CarrierIDAssigningAuthority	CS	1	DICOS
(4010,1060)	Source Orientation	SourceOrientation	FL	3	DICOS
(4010,1061)	Source Position	SourcePosition	FL	3	DICOS
(4010,1062)	Belt Height	BeltHeight	FL	1	DICOS
(4010,1064)	Algorithm Routing Code Sequence	AlgorithmRoutingCodeSequence	SQ	1	DICOS
(4010,1067)	Transport Classification	TransportClassification	CS	1	DICOS
(4010,1068)	OOI Type Descriptor	OOITypeDescriptor	LT	1	DICOS
(4010,1069)	Total Processing Time	TotalProcessingTime	FL	1	DICOS
(4010,106C)	Detector Calibration Data	DetectorCalibrationData	OB	1	DICOS
(4010,106D)	Additional Screening Performed	AdditionalScreeningPerformed	CS	1	DICOS
(4010,106E)	Additional Inspection Selection Criteria	AdditionalInspectionSelectionCriteria	CS	1	DICOS
(4010,106F)	Additional Inspection Method Sequence	AdditionalInspectionMethodSequence	SQ	1	DICOS
(4010,1070)	AIT Device Type	AITDeviceType	CS	1	DICOS
(4010,1071)	QR Measurements Sequence	QRMeasurementsSequence	SQ	1	DICOS
(4010,1072)	Target Material Sequence	TargetMaterialSequence	SQ	1	DICOS
(4010,1073)	SNR Threshold	SNRThreshold	FD	1	DICOS
(4010,1075)	Image Scale Representation	ImageScaleRepresentation	DS	1	DICOS
(4010,1076)	Referenced PTO Sequence	ReferencedPTOSequence	SQ	1	DICOS
(4010,1077)	Referenced TDR Instance Sequence	ReferencedTDRInstanceSequence	SQ	1	DICOS
(4010,1078)	PTO Location Description	PTOLocationDescription	ST	1	DICOS
(4010,1079)	Anomaly Locator Indicator Sequence	AnomalyLocatorIndicatorSequence	SQ	1	DICOS
(4010,107A)	Anomaly Locator Indicator	AnomalyLocatorIndicator	FL	3	DICOS
(4010,107B)	PTO Region Sequence	PTORegionSequence	SQ	1	DICOS
(4010,107C)	Inspection Selection Criteria	InspectionSelectionCriteria	CS	1	DICOS
(4010,107D)	Secondary Inspection Method Sequence	SecondaryInspectionMethodSequence	SQ	1	DICOS
(4010,107E)	PRCS to RCS Orientation	PRCSToRCSOrientation	DS	6	DICOS
(4FFE,0001)	MAC Parameters Sequence	MACParametersSequence	SQ	1	
(50xx,0005)	Curve Dimensions	CurveDimensions	US	1	RET
(50xx,0010)	Number of Points	NumberOfPoints	US	1	RET
(50xx,0020)	Type of Data	TypeOfData	CS	1	RET

Tag	Name	Keyword	VR	VM	
(50xx,0022)	Curve Description	CurveDescription	LO	1	RET
(50xx,0030)	Axis Units	AxisUnits	SH	1-n	RET
(50xx,0040)	Axis Labels	AxisLabels	SH	1-n	RET
(50xx,0103)	Data Value Representation	DataValueRepresentation	US	1	RET
(50xx,0104)	Minimum Coordinate Value	MinimumCoordinateValue	US	1-n	RET
(50xx,0105)	Maximum Coordinate Value	MaximumCoordinateValue	US	1-n	RET
(50xx,0106)	Curve Range	CurveRange	SH	1-n	RET
(50xx,0110)	Curve Data Descriptor	CurveDataDescriptor	US	1-n	RET
(50xx,0112)	Coordinate Start Value	CoordinateStartValue	US	1-n	RET
(50xx,0114)	Coordinate Step Value	CoordinateStepValue	US	1-n	RET
(50xx,1001)	Curve Activation Layer	CurveActivationLayer	CS	1	RET
(50xx,2000)	Audio Type	AudioType	US	1	RET
(50xx,2002)	Audio Sample Format	AudioSampleFormat	US	1	RET
(50xx,2004)	Number of Channels	NumberOfChannels	US	1	RET
(50xx,2006)	Number of Samples	NumberOfSamples	UL	1	RET
(50xx,2008)	Sample Rate	SampleRate	UL	1	RET
(50xx,200A)	Total Time	TotalTime	UL	1	RET
(50xx,200C)	Audio Sample Data	AudioSampleData	OB or OW	1	RET
(50xx,200E)	Audio Comments	AudioComments	LT	1	RET
(50xx,2500)	Curve Label	CurveLabel	LO	1	RET
(50xx,2600)	Curve Referenced Overlay Sequence	CurveReferencedOverlaySequence	SQ	1	RET
(50xx,2610)	Curve Referenced Overlay Group	CurveReferencedOverlayGroup	US	1	RET
(50xx,3000)	Curve Data	CurveData	OB or OW	1	RET
(5200,9229)	Shared Functional Groups Sequence	SharedFunctionalGroupsSequence	SQ	1	
(5200,9230)	Per-frame Functional Groups Sequence	PerFrameFunctionalGroupsSequence	SQ	1	
(5400,0100)	Waveform Sequence	WaveformSequence	SQ	1	
(5400,0110)	Channel Minimum Value	ChannelMinimumValue	OB or OW	1	
(5400,0112)	Channel Maximum Value	ChannelMaximumValue	OB or OW	1	
(5400,1004)	Waveform Bits Allocated	WaveformBitsAllocated	US	1	
(5400,1006)	Waveform Sample Interpretation	WaveformSampleInterpretation	CS	1	
(5400,100A)	Waveform Padding Value	WaveformPaddingValue	OB or OW	1	
(5400,1010)	Waveform Data	WaveformData	OB or OW	1	
(5600,0010)	First Order Phase Correction Angle	FirstOrderPhaseCorrectionAngle	OF	1	
(5600,0020)	Spectroscopy Data	SpectroscopyData	OF	1	
(60xx,0010)	Overlay Rows	OverlayRows	US	1	
(60xx,0011)	Overlay Columns	OverlayColumns	US	1	
(60xx,0012)	Overlay Planes	OverlayPlanes	US	1	RET
(60xx,0015)	Number of Frames in Overlay	NumberOfFramesInOverlay	IS	1	
(60xx,0022)	Overlay Description	OverlayDescription	LO	1	

Tag	Name	Keyword	VR	VM	
(60xx,0040)	Overlay Type	OverlayType	CS	1	
(60xx,0045)	Overlay Subtype	OverlaySubtype	LO	1	
(60xx,0050)	Overlay Origin	OverlayOrigin	SS	2	
(60xx,0051)	Image Frame Origin	ImageFrameOrigin	US	1	
(60xx,0052)	Overlay Plane Origin	OverlayPlaneOrigin	US	1	RET
(60xx,0060)	Overlay Compression Code	OverlayCompressionCode	CS	1	RET
(60xx,0061)	Overlay Compression Originator	OverlayCompressionOriginator	SH	1	RET
(60xx,0062)	Overlay Compression Label	OverlayCompressionLabel	SH	1	RET
(60xx,0063)	Overlay Compression Description	OverlayCompressionDescription	CS	1	RET
(60xx,0066)	Overlay Compression Step Pointers	OverlayCompressionStepPointers	AT	1-n	RET
(60xx,0068)	Overlay Repeat Interval	OverlayRepeatInterval	US	1	RET
(60xx,0069)	Overlay Bits Grouped	OverlayBitsGrouped	US	1	RET
(60xx,0100)	Overlay Bits Allocated	OverlayBitsAllocated	US	1	
(60xx,0102)	Overlay Bit Position	OverlayBitPosition	US	1	
(60xx,0110)	Overlay Format	OverlayFormat	CS	1	RET
(60xx,0200)	Overlay Location	OverlayLocation	US	1	RET
(60xx,0800)	Overlay Code Label	OverlayCodeLabel	CS	1-n	RET
(60xx,0802)	Overlay Number of Tables	OverlayNumberOfTables	US	1	RET
(60xx,0803)	Overlay Code Table Location	OverlayCodeTableLocation	AT	1-n	RET
(60xx,0804)	Overlay Bits For Code Word	OverlayBitsForCodeWord	US	1	RET
(60xx,1001)	Overlay Activation Layer	OverlayActivationLayer	CS	1	
(60xx,1100)	Overlay Descriptor - Gray	OverlayDescriptorGray	US	1	RET
(60xx,1101)	Overlay Descriptor - Red	OverlayDescriptorRed	US	1	RET
(60xx,1102)	Overlay Descriptor - Green	OverlayDescriptorGreen	US	1	RET
(60xx,1103)	Overlay Descriptor - Blue	OverlayDescriptorBlue	US	1	RET
(60xx,1200)	Overlays - Gray	OverlaysGray	US	1-n	RET
(60xx,1201)	Overlays - Red	OverlaysRed	US	1-n	RET
(60xx,1202)	Overlays - Green	OverlaysGreen	US	1-n	RET
(60xx,1203)	Overlays - Blue	OverlaysBlue	US	1-n	RET
(60xx,1301)	ROI Area	ROIArea	IS	1	
(60xx,1302)	ROI Mean	ROIMean	DS	1	
(60xx,1303)	ROI Standard Deviation	ROIStandardDeviation	DS	1	
(60xx,1500)	Overlay Label	OverlayLabel	LO	1	
(60xx,3000)	Overlay Data	OverlayData	OB or OW	1	
(60xx,4000)	Overlay Comments	OverlayComments	LT	1	RET
(7FE0,0008)	Float Pixel Data	FloatPixelData	OF	1	
(7FE0,0009)	Double Float Pixel Data	DoubleFloatPixelData	OD	1	
(7FE0,0010)	Pixel Data	PixelData	OB or OW	1	
(7FE0,0020)	Coefficients SDVN	CoefficientsSDVN	OW	1	RET
(7FE0,0030)	Coefficients SDHN	CoefficientsSDHN	OW	1	RET
(7FE0,0040)	Coefficients SDDN	CoefficientsSDDN	OW	1	RET
(7Fxx,0010)	Variable Pixel Data	VariablePixelData	OB or OW	1	RET



Tag	Name	Keyword	VR	VM	
(7Fxx,0011)	Variable Next Data Group	VariableNextDataGroup	US	1	RET
(7Fxx,0020)	Variable Coefficients SDVN	VariableCoefficientsSDVN	OW	1	RET
(7Fxx,0030)	Variable Coefficients SDHN	VariableCoefficientsSDHN	OW	1	RET
(7Fxx,0040)	Variable Coefficients SDDN	VariableCoefficientsSDDN	OW	1	RET
(FFFA,FFFA)	Digital Signatures Sequence	DigitalSignaturesSequence	SQ	1	
(FFFC,FFFC)	Data Set Trailing Padding	DataSetTrailingPadding	OB	1	
(FFFE,E000)	Item	Item	See Note 2	1	
(FFFE,E00D)	Item Delimitation Item	ItemDelimitationItem	See Note 2	1	
(FFFE,E0DD)	Sequence Delimitation Item	SequenceDelimitationItem	See Note 2	1	

#### Note

1. Tag (0040,A170) was defined as Observation Class with a VR of "CS" in the Frozen Draft version of Supplement 23 "Structured Reporting" (from November 20, 1997). Implementers of the standard should be warned that old objects of the associated SOP Classes exist and that they use this VR instead of "SQ". In particular, when reading objects with Implicit VR Little Endian transfer syntax, this inconsistency might result in parsing errors if not handled appropriately.
2. The VR for Data Elements, Item (FFFE,E000), Item Delimitation Item (FFFE,E00D), and Sequence Delimitation Item (FFFE,E0DD) do not exist. See PS3.5 for explanation.
3. For some Data Elements, no Name or Keyword or VR or VM is specified; these are "placeholders" that are not assigned but will not be reused.



# 7 Registry of DICOM File Meta Elements

This section specifies the File Meta Elements needed to support the formatting of the File Meta Information of the DICOM File Format (see PS3.10).

**Table 7-1. Registry of DICOM File Meta Elements**

Tag	Name	Keyword	VR	VM	
(0002,0000)	File Meta Information Group Length	FileMetaInformationGroupLength	UL	1	
(0002,0001)	File Meta Information Version	FileMetaInformationVersion	OB	1	
(0002,0002)	Media Storage SOP Class UID	MediaStorageSOPClassUID	UI	1	
(0002,0003)	Media Storage SOP Instance UID	MediaStorageSOPInstanceUID	UI	1	
(0002,0010)	Transfer Syntax UID	TransferSyntaxUID	UI	1	
(0002,0012)	Implementation Class UID	ImplementationClassUID	UI	1	
(0002,0013)	Implementation Version Name	ImplementationVersionName	SH	1	
(0002,0016)	Source Application Entity Title	SourceApplicationEntityTitle	AE	1	
(0002,0017)	Sending Application Entity Title	SendingApplicationEntityTitle	AE	1	
(0002,0018)	Receiving Application Entity Title	ReceivingApplicationEntityTitle	AE	1	
(0002,0100)	Private Information Creator UID	PrivateInformationCreatorUID	UI	1	
(0002,0102)	Private Information	PrivateInformation	OB	1	



## 8 Registry of DICOM Directory Structuring Elements

**Table 8-1. Registry of DICOM Directory Structuring Elements**

Tag	Name	Keyword	VR	VM	
(0004,1130)	File-set ID	FileSetID	CS	1	
(0004,1141)	File-set Descriptor File ID	FileSetDescriptorFileID	CS	1-8	
(0004,1142)	Specific Character Set of File-set Descriptor File	SpecificCharacterSetOfFileSetDescriptorFile	CS	1	
(0004,1200)	Offset of the First Directory Record of the Root Directory Entity	OffsetOfTheFirstDirectoryRecordOfTheRootDirectoryEntity	UL	1	
(0004,1202)	Offset of the Last Directory Record of the Root Directory Entity	OffsetOfTheLastDirectoryRecordOfTheRootDirectoryEntity	UL	1	
(0004,1212)	File-set Consistency Flag	FileSetConsistencyFlag	US	1	
(0004,1220)	Directory Record Sequence	DirectoryRecordSequence	SQ	1	
(0004,1400)	Offset of the Next Directory Record	OffsetOfTheNextDirectoryRecord	UL	1	
(0004,1410)	Record In-use Flag	RecordInUseFlag	US	1	
(0004,1420)	Offset of Referenced Lower-Level Directory Entity	OffsetOfReferencedLowerLevelDirectoryEntity	UL	1	
(0004,1430)	Directory Record Type	DirectoryRecordType	CS	1	
(0004,1432)	Private Record UID	PrivateRecordUID	UI	1	
(0004,1500)	Referenced File ID	ReferencedFileID	CS	1-8	
(0004,1504)	<i>MRDR Directory Record Offset</i>	<i>MRDRDirectoryRecordOffset</i>	<i>UL</i>	<i>1</i>	<i>RET</i>
(0004,1510)	Referenced SOP Class UID in File	ReferencedSOPClassUIDInFile	UI	1	
(0004,1511)	Referenced SOP Instance UID in File	ReferencedSOPInstanceUIDInFile	UI	1	
(0004,1512)	Referenced Transfer Syntax UID in File	ReferencedTransferSyntaxUIDInFile	UI	1	
(0004,151A)	Referenced Related General SOP Class UID in File	ReferencedRelatedGeneralSOPClassUIDInFile	UI	1-n	
(0004,1600)	<i>Number of References</i>	<i>NumberOfReferences</i>	<i>UL</i>	<i>1</i>	<i>RET</i>



# A Registry of DICOM Unique Identifiers (UIDs) (Normative)

Table A-1 lists the UID values that are registered and used throughout the Parts of the DICOM Standard. This central registry ensures that when additional UIDs are assigned, non-duplicate values are assigned.

**Table A-1. UID Values**

UID Value	UID Name	UID Type	Part
1.2.840.10008.1.1	Verification SOP Class	SOP Class	PS3.4
1.2.840.10008.1.2	Implicit VR Little Endian: Default Transfer Syntax for DICOM	Transfer Syntax	PS3.5
1.2.840.10008.1.2.1	Explicit VR Little Endian	Transfer Syntax	PS3.5
1.2.840.10008.1.2.1.99	Deflated Explicit VR Little Endian	Transfer Syntax	PS3.5
1.2.840.10008.1.2.2	<i>Explicit VR Big Endian (Retired)</i>	<i>Transfer Syntax</i>	<i>PS3.5</i>
1.2.840.10008.1.2.4.50	JPEG Baseline (Process 1): Default Transfer Syntax for Lossy JPEG 8 Bit Image Compression	Transfer Syntax	PS3.5
1.2.840.10008.1.2.4.51	JPEG Extended (Process 2 & 4): Default Transfer Syntax for Lossy JPEG 12 Bit Image Compression (Process 4 only)	Transfer Syntax	PS3.5
1.2.840.10008.1.2.4.52	<i>JPEG Extended (Process 3 &amp; 5) (Retired)</i>	<i>Transfer Syntax</i>	<i>PS3.5</i>
1.2.840.10008.1.2.4.53	<i>JPEG Spectral Selection, Non-Hierarchical (Process 6 &amp; 8) (Retired)</i>	<i>Transfer Syntax</i>	<i>PS3.5</i>
1.2.840.10008.1.2.4.54	<i>JPEG Spectral Selection, Non-Hierarchical (Process 7 &amp; 9) (Retired)</i>	<i>Transfer Syntax</i>	<i>PS3.5</i>
1.2.840.10008.1.2.4.55	<i>JPEG Full Progression, Non-Hierarchical (Process 10 &amp; 12) (Retired)</i>	<i>Transfer Syntax</i>	<i>PS3.5</i>
1.2.840.10008.1.2.4.56	<i>JPEG Full Progression, Non-Hierarchical (Process 11 &amp; 13) (Retired)</i>	<i>Transfer Syntax</i>	<i>PS3.5</i>
1.2.840.10008.1.2.4.57	JPEG Lossless, Non-Hierarchical (Process 14)	Transfer Syntax	PS3.5
1.2.840.10008.1.2.4.58	<i>JPEG Lossless, Non-Hierarchical (Process 15) (Retired)</i>	<i>Transfer Syntax</i>	<i>PS3.5</i>
1.2.840.10008.1.2.4.59	<i>JPEG Extended, Hierarchical (Process 16 &amp; 18) (Retired)</i>	<i>Transfer Syntax</i>	<i>PS3.5</i>
1.2.840.10008.1.2.4.60	<i>JPEG Extended, Hierarchical (Process 17 &amp; 19) (Retired)</i>	<i>Transfer Syntax</i>	<i>PS3.5</i>
1.2.840.10008.1.2.4.61	<i>JPEG Spectral Selection, Hierarchical (Process 20 &amp; 22) (Retired)</i>	<i>Transfer Syntax</i>	<i>PS3.5</i>
1.2.840.10008.1.2.4.62	<i>JPEG Spectral Selection, Hierarchical (Process 21 &amp; 23) (Retired)</i>	<i>Transfer Syntax</i>	<i>PS3.5</i>
1.2.840.10008.1.2.4.63	<i>JPEG Full Progression, Hierarchical (Process 24 &amp; 26) (Retired)</i>	<i>Transfer Syntax</i>	<i>PS3.5</i>
1.2.840.10008.1.2.4.64	<i>JPEG Full Progression, Hierarchical (Process 25 &amp; 27) (Retired)</i>	<i>Transfer Syntax</i>	<i>PS3.5</i>
1.2.840.10008.1.2.4.65	<i>JPEG Lossless, Hierarchical (Process 28) (Retired)</i>	<i>Transfer Syntax</i>	<i>PS3.5</i>

UID Value	UID Name	UID Type	Part
1.2.840.10008.1.2.4.66	JPEG Lossless, Hierarchical (Process 29) (Retired)	Transfer Syntax	PS3.5
1.2.840.10008.1.2.4.70	JPEG Lossless, Non-Hierarchical, First-Order Prediction (Process 14 [Selection Value 1]): Default Transfer Syntax for Lossless JPEG Image Compression	Transfer Syntax	PS3.5
1.2.840.10008.1.2.4.80	JPEG-LS Lossless Image Compression	Transfer Syntax	PS3.5
1.2.840.10008.1.2.4.81	JPEG-LS Lossy (Near-Lossless) Image Compression	Transfer Syntax	PS3.5
1.2.840.10008.1.2.4.90	JPEG 2000 Image Compression (Lossless Only)	Transfer Syntax	PS3.5
1.2.840.10008.1.2.4.91	JPEG 2000 Image Compression	Transfer Syntax	PS3.5
1.2.840.10008.1.2.4.92	JPEG 2000 Part 2 Multi-component Image Compression (Lossless Only)	Transfer Syntax	PS3.5
1.2.840.10008.1.2.4.93	JPEG 2000 Part 2 Multi-component Image Compression	Transfer Syntax	PS3.5
1.2.840.10008.1.2.4.94	JPIP Referenced	Transfer Syntax	PS3.5
1.2.840.10008.1.2.4.95	JPIP Referenced Deflate	Transfer Syntax	PS3.5
1.2.840.10008.1.2.4.100	MPEG2 Main Profile / Main Level	Transfer Syntax	PS3.5
1.2.840.10008.1.2.4.101	MPEG2 Main Profile / High Level	Transfer Syntax	PS3.5
1.2.840.10008.1.2.4.102	MPEG-4 AVC/H.264 High Profile / Level 4.1	Transfer Syntax	PS3.5
1.2.840.10008.1.2.4.103	MPEG-4 AVC/H.264 BD-compatible High Profile / Level 4.1	Transfer Syntax	PS3.5
1.2.840.10008.1.2.4.104	MPEG-4 AVC/H.264 High Profile / Level 4.2 For 2D Video	Transfer Syntax	PS3.5
1.2.840.10008.1.2.4.105	MPEG-4 AVC/H.264 High Profile / Level 4.2 For 3D Video	Transfer Syntax	PS3.5
1.2.840.10008.1.2.4.106	MPEG-4 AVC/H.264 Stereo High Profile / Level 4.2	Transfer Syntax	PS3.5
1.2.840.10008.1.2.4.107	HEVC/H.265 Main Profile / Level 5.1	Transfer Syntax	PS3.5
1.2.840.10008.1.2.4.108	HEVC/H.265 Main 10 Profile / Level 5.1	Transfer Syntax	PS3.5
1.2.840.10008.1.2.5	RLE Lossless	Transfer Syntax	PS3.5
1.2.840.10008.1.2.6.1	RFC 2557 MIME encapsulation	Transfer Syntax	PS3.10
1.2.840.10008.1.2.6.2	XML Encoding	Transfer Syntax	PS3.10
1.2.840.10008.1.3.10	Media Storage Directory Storage	SOP Class	PS3.4
1.2.840.10008.1.4.1.1	Talairach Brain Atlas Frame of Reference	Well-known frame of reference	
1.2.840.10008.1.4.1.2	SPM2 T1 Frame of Reference	Well-known frame of reference	
1.2.840.10008.1.4.1.3	SPM2 T2 Frame of Reference	Well-known frame of reference	
1.2.840.10008.1.4.1.4	SPM2 PD Frame of Reference	Well-known frame of reference	
1.2.840.10008.1.4.1.5	SPM2 EPI Frame of Reference	Well-known frame of reference	
1.2.840.10008.1.4.1.6	SPM2 FIL T1 Frame of Reference	Well-known frame of reference	



UID Value	UID Name	UID Type	Part
1.2.840.10008.1.4.1.7	SPM2 PET Frame of Reference	Well-known frame of reference	
1.2.840.10008.1.4.1.8	SPM2 TRANSM Frame of Reference	Well-known frame of reference	
1.2.840.10008.1.4.1.9	SPM2 SPECT Frame of Reference	Well-known frame of reference	
1.2.840.10008.1.4.1.10	SPM2 GRAY Frame of Reference	Well-known frame of reference	
1.2.840.10008.1.4.1.11	SPM2 WHITE Frame of Reference	Well-known frame of reference	
1.2.840.10008.1.4.1.12	SPM2 CSF Frame of Reference	Well-known frame of reference	
1.2.840.10008.1.4.1.13	SPM2 BRAINMASK Frame of Reference	Well-known frame of reference	
1.2.840.10008.1.4.1.14	SPM2 AVG305T1 Frame of Reference	Well-known frame of reference	
1.2.840.10008.1.4.1.15	SPM2 AVG152T1 Frame of Reference	Well-known frame of reference	
1.2.840.10008.1.4.1.16	SPM2 AVG152T2 Frame of Reference	Well-known frame of reference	
1.2.840.10008.1.4.1.17	SPM2 AVG152PD Frame of Reference	Well-known frame of reference	
1.2.840.10008.1.4.1.18	SPM2 SINGLESUBJT1 Frame of Reference	Well-known frame of reference	
1.2.840.10008.1.4.2.1	ICBM 452 T1 Frame of Reference	Well-known frame of reference	
1.2.840.10008.1.4.2.2	ICBM Single Subject MRI Frame of Reference	Well-known frame of reference	
1.2.840.10008.1.5.1	Hot Iron Color Palette SOP Instance	Well-known SOP Instance	PS 3.6
1.2.840.10008.1.5.2	PET Color Palette SOP Instance	Well-known SOP Instance	PS 3.6
1.2.840.10008.1.5.3	Hot Metal Blue Color Palette SOP Instance	Well-known SOP Instance	PS 3.6
1.2.840.10008.1.5.4	PET 20 Step Color Palette SOP Instance	Well-known SOP Instance	PS 3.6
1.2.840.10008.1.5.5	Spring Color Palette SOP Instance	Well-known SOP Instance	PS 3.6
1.2.840.10008.1.5.6	Summer Color Palette SOP Instance	Well-known SOP Instance	PS 3.6
1.2.840.10008.1.5.7	Fall Color Palette SOP Instance	Well-known SOP Instance	PS 3.6
1.2.840.10008.1.5.8	Winter Color Palette SOP Instance	Well-known SOP Instance	PS 3.6
1.2.840.10008.1.9	<i>Basic Study Content Notification SOP Class (Retired)</i>	SOP Class	PS3.4
1.2.840.10008.1.20	<i>Papyrus 3 Implicit VR Little Endian (Retired)</i>	Transfer Syntax	
1.2.840.10008.1.20.1	Storage Commitment Push Model SOP Class	SOP Class	PS3.4
1.2.840.10008.1.20.1.1	Storage Commitment Push Model SOP Instance	Well-known SOP Instance	PS3.4
1.2.840.10008.1.20.2	<i>Storage Commitment Pull Model SOP Class (Retired)</i>	SOP Class	PS3.4
1.2.840.10008.1.20.2.1	<i>Storage Commitment Pull Model SOP Instance (Retired)</i>	Well-known SOP Instance	PS3.4
1.2.840.10008.1.40	Procedural Event Logging SOP Class	SOP Class	PS3.4

UID Value	UID Name	UID Type	Part
1.2.840.10008.1.40.1	Procedural Event Logging SOP Instance	Well-known SOP Instance	PS3.4
1.2.840.10008.1.42	Substance Administration Logging SOP Class	SOP Class	PS3.4
1.2.840.10008.1.42.1	Substance Administration Logging SOP Instance	Well-known SOP Instance	PS3.4
1.2.840.10008.2.6.1	DICOM UID Registry	DICOM UIDs as a Coding Scheme	PS 3.6
1.2.840.10008.2.16.4	DICOM Controlled Terminology	Coding Scheme	PS3.16
1.2.840.10008.2.16.5	Adult Mouse Anatomy Ontology	Coding Scheme	PS3.16
1.2.840.10008.2.16.6	Uberon Ontology	Coding Scheme	PS3.16
1.2.840.10008.2.16.7	Integrated Taxonomic Information System (ITIS) Taxonomic Serial Number (TSN)	Coding Scheme	PS3.16
1.2.840.10008.2.16.8	Mouse Genome Initiative (MGI)	Coding Scheme	PS3.16
1.2.840.10008.2.16.9	PubChem Compound CID	Coding Scheme	PS3.16
1.2.840.10008.3.1.1.1	DICOM Application Context Name	Application Context Name	PS3.7
1.2.840.10008.3.1.2.1.1	<i>Detached Patient Management SOP Class (Retired)</i>	<i>SOP Class</i>	<i>PS3.4</i>
1.2.840.10008.3.1.2.1.4	<i>Detached Patient Management Meta SOP Class (Retired)</i>	<i>Meta SOP Class</i>	<i>PS3.4</i>
1.2.840.10008.3.1.2.2.1	<i>Detached Visit Management SOP Class (Retired)</i>	<i>SOP Class</i>	<i>PS3.4</i>
1.2.840.10008.3.1.2.3.1	<i>Detached Study Management SOP Class (Retired)</i>	<i>SOP Class</i>	<i>PS3.4</i>
1.2.840.10008.3.1.2.3.2	<i>Study Component Management SOP Class (Retired)</i>	<i>SOP Class</i>	<i>PS3.4</i>
1.2.840.10008.3.1.2.3.3	Modality Performed Procedure Step SOP Class	SOP Class	PS3.4
1.2.840.10008.3.1.2.3.4	Modality Performed Procedure Step Retrieve SOP Class	SOP Class	PS3.4
1.2.840.10008.3.1.2.3.5	Modality Performed Procedure Step Notification SOP Class	SOP Class	PS3.4
1.2.840.10008.3.1.2.5.1	<i>Detached Results Management SOP Class (Retired)</i>	<i>SOP Class</i>	<i>PS3.4</i>
1.2.840.10008.3.1.2.5.4	<i>Detached Results Management Meta SOP Class (Retired)</i>	<i>Meta SOP Class</i>	<i>PS3.4</i>
1.2.840.10008.3.1.2.5.5	<i>Detached Study Management Meta SOP Class (Retired)</i>	<i>Meta SOP Class</i>	<i>PS3.4</i>
1.2.840.10008.3.1.2.6.1	<i>Detached Interpretation Management SOP Class (Retired)</i>	<i>SOP Class</i>	<i>PS3.4</i>
1.2.840.10008.4.2	Storage Service Class	Service Class	PS3.4
1.2.840.10008.5.1.1.1	Basic Film Session SOP Class	SOP Class	PS3.4
1.2.840.10008.5.1.1.2	Basic Film Box SOP Class	SOP Class	PS3.4
1.2.840.10008.5.1.1.4	Basic Grayscale Image Box SOP Class	SOP Class	PS3.4
1.2.840.10008.5.1.1.4.1	Basic Color Image Box SOP Class	SOP Class	PS3.4
1.2.840.10008.5.1.1.4.2	<i>Referenced Image Box SOP Class (Retired)</i>	<i>SOP Class</i>	<i>PS3.4</i>
1.2.840.10008.5.1.1.9	Basic Grayscale Print Management Meta SOP Class	Meta SOP Class	PS3.4

UID Value	UID Name	UID Type	Part
1.2.840.10008.5.1.1.9.1	<i>Referenced Grayscale Print Management Meta SOP Class (Retired)</i>	<i>Meta SOP Class</i>	PS3.4
1.2.840.10008.5.1.1.14	Print Job SOP Class	SOP Class	PS3.4
1.2.840.10008.5.1.1.15	Basic Annotation Box SOP Class	SOP Class	PS3.4
1.2.840.10008.5.1.1.16	Printer SOP Class	SOP Class	PS3.4
1.2.840.10008.5.1.1.16.376	Printer Configuration Retrieval SOP Class	SOP Class	PS3.4
1.2.840.10008.5.1.1.17	Printer SOP Instance	Well-known Printer SOP Instance	PS3.4
1.2.840.10008.5.1.1.17.376	Printer Configuration Retrieval SOP Instance	Well-known Printer SOP Instance	PS3.4
1.2.840.10008.5.1.1.18	Basic Color Print Management Meta SOP Class	Meta SOP Class	PS3.4
1.2.840.10008.5.1.1.18.1	<i>Referenced Color Print Management Meta SOP Class (Retired)</i>	<i>Meta SOP Class</i>	PS3.4
1.2.840.10008.5.1.1.22	VOI LUT Box SOP Class	SOP Class	PS3.4
1.2.840.10008.5.1.1.23	Presentation LUT SOP Class	SOP Class	PS3.4
1.2.840.10008.5.1.1.24	<i>Image Overlay Box SOP Class (Retired)</i>	<i>SOP Class</i>	PS3.4
1.2.840.10008.5.1.1.24.1	<i>Basic Print Image Overlay Box SOP Class (Retired)</i>	<i>SOP Class</i>	PS3.4
1.2.840.10008.5.1.1.25	<i>Print Queue SOP Instance (Retired)</i>	<i>Well-known Print Queue SOP Instance</i>	PS3.4
1.2.840.10008.5.1.1.26	<i>Print Queue Management SOP Class (Retired)</i>	<i>SOP Class</i>	PS3.4
1.2.840.10008.5.1.1.27	<i>Stored Print Storage SOP Class (Retired)</i>	<i>SOP Class</i>	PS3.4
1.2.840.10008.5.1.1.29	<i>Hardcopy Grayscale Image Storage SOP Class (Retired)</i>	<i>SOP Class</i>	PS3.4
1.2.840.10008.5.1.1.30	<i>Hardcopy Color Image Storage SOP Class (Retired)</i>	<i>SOP Class</i>	PS3.4
1.2.840.10008.5.1.1.31	<i>Pull Print Request SOP Class (Retired)</i>	<i>SOP Class</i>	PS3.4
1.2.840.10008.5.1.1.32	<i>Pull Stored Print Management Meta SOP Class (Retired)</i>	<i>Meta SOP Class</i>	PS3.4
1.2.840.10008.5.1.1.33	Media Creation Management SOP Class UID	SOP Class	PS3.4
1.2.840.10008.5.1.1.40	Display System SOP Class	SOP Class	PS3.4
1.2.840.10008.5.1.1.40.1	Display System SOP Instance	Well-known SOP Instance	PS3.4
1.2.840.10008.5.1.4.1.1.1	Computed Radiography Image Storage	SOP Class	PS3.4
1.2.840.10008.5.1.4.1.1.1.1	Digital X-Ray Image Storage - For Presentation	SOP Class	PS3.4
1.2.840.10008.5.1.4.1.1.1.1.1	Digital X-Ray Image Storage - For Processing	SOP Class	PS3.4
1.2.840.10008.5.1.4.1.1.1.2	Digital Mammography X-Ray Image Storage - For Presentation	SOP Class	PS3.4
1.2.840.10008.5.1.4.1.1.1.2.1	Digital Mammography X-Ray Image Storage - For Processing	SOP Class	PS3.4
1.2.840.10008.5.1.4.1.1.1.3	Digital Intra-Oral X-Ray Image Storage - For Presentation	SOP Class	PS3.4
1.2.840.10008.5.1.4.1.1.1.3.1	Digital Intra-Oral X-Ray Image Storage - For Processing	SOP Class	PS3.4
1.2.840.10008.5.1.4.1.1.2	CT Image Storage	SOP Class	PS3.4

UID Value	UID Name	UID Type	Part
1.2.840.10008.5.1.4.1.1.2.1	Enhanced CT Image Storage	SOP Class	PS3.4
1.2.840.10008.5.1.4.1.1.2.2	Legacy Converted Enhanced CT Image Storage	SOP Class	PS3.4
<i>1.2.840.10008.5.1.4.1.1.3</i>	<i>Ultrasound Multi-frame Image Storage (Retired)</i>	<i>SOP Class</i>	<i>PS3.4</i>
1.2.840.10008.5.1.4.1.1.3.1	Ultrasound Multi-frame Image Storage	SOP Class	PS3.4
1.2.840.10008.5.1.4.1.1.4	MR Image Storage	SOP Class	PS3.4
1.2.840.10008.5.1.4.1.1.4.1	Enhanced MR Image Storage	SOP Class	PS3.4
1.2.840.10008.5.1.4.1.1.4.2	MR Spectroscopy Storage	SOP Class	PS3.4
1.2.840.10008.5.1.4.1.1.4.3	Enhanced MR Color Image Storage	SOP Class	PS3.4
1.2.840.10008.5.1.4.1.1.4.4	Legacy Converted Enhanced MR Image Storage	SOP Class	PS3.4
<i>1.2.840.10008.5.1.4.1.1.5</i>	<i>Nuclear Medicine Image Storage (Retired)</i>	<i>SOP Class</i>	<i>PS3.4</i>
<i>1.2.840.10008.5.1.4.1.1.6</i>	<i>Ultrasound Image Storage (Retired)</i>	<i>SOP Class</i>	<i>PS3.4</i>
1.2.840.10008.5.1.4.1.1.6.1	Ultrasound Image Storage	SOP Class	PS3.4
1.2.840.10008.5.1.4.1.1.6.2	Enhanced US Volume Storage	SOP Class	PS3.4
1.2.840.10008.5.1.4.1.1.7	Secondary Capture Image Storage	SOP Class	PS3.4
1.2.840.10008.5.1.4.1.1.7.1	Multi-frame Single Bit Secondary Capture Image Storage	SOP Class	PS3.4
1.2.840.10008.5.1.4.1.1.7.2	Multi-frame Grayscale Byte Secondary Capture Image Storage	SOP Class	PS3.4
1.2.840.10008.5.1.4.1.1.7.3	Multi-frame Grayscale Word Secondary Capture Image Storage	SOP Class	PS3.4
1.2.840.10008.5.1.4.1.1.7.4	Multi-frame True Color Secondary Capture Image Storage	SOP Class	PS3.4
<i>1.2.840.10008.5.1.4.1.1.8</i>	<i>Standalone Overlay Storage (Retired)</i>	<i>SOP Class</i>	<i>PS3.4</i>
<i>1.2.840.10008.5.1.4.1.1.9</i>	<i>Standalone Curve Storage (Retired)</i>	<i>SOP Class</i>	<i>PS3.4</i>
<i>1.2.840.10008.5.1.4.1.1.9.1</i>	<i>Waveform Storage - Trial (Retired)</i>	<i>SOP Class</i>	<i>PS3.4</i>
1.2.840.10008.5.1.4.1.1.9.1.1	12-lead ECG Waveform Storage	SOP Class	PS3.4
1.2.840.10008.5.1.4.1.1.9.1.2	General ECG Waveform Storage	SOP Class	PS3.4
1.2.840.10008.5.1.4.1.1.9.1.3	Ambulatory ECG Waveform Storage	SOP Class	PS3.4
1.2.840.10008.5.1.4.1.1.9.2.1	Hemodynamic Waveform Storage	SOP Class	PS3.4
1.2.840.10008.5.1.4.1.1.9.3.1	Cardiac Electrophysiology Waveform Storage	SOP Class	PS3.4
1.2.840.10008.5.1.4.1.1.9.4.1	Basic Voice Audio Waveform Storage	SOP Class	PS3.4
1.2.840.10008.5.1.4.1.1.9.4.2	General Audio Waveform Storage	SOP Class	PS3.4
1.2.840.10008.5.1.4.1.1.9.5.1	Arterial Pulse Waveform Storage	SOP Class	PS3.4
1.2.840.10008.5.1.4.1.1.9.6.1	Respiratory Waveform Storage	SOP Class	PS3.4
<i>1.2.840.10008.5.1.4.1.1.10</i>	<i>Standalone Modality LUT Storage (Retired)</i>	<i>SOP Class</i>	<i>PS3.4</i>
<i>1.2.840.10008.5.1.4.1.1.11</i>	<i>Standalone VOI LUT Storage (Retired)</i>	<i>SOP Class</i>	<i>PS3.4</i>
1.2.840.10008.5.1.4.1.1.11.1	Grayscale Softcopy Presentation State Storage	SOP Class	PS3.4
1.2.840.10008.5.1.4.1.1.11.2	Color Softcopy Presentation State Storage	SOP Class	PS3.4
1.2.840.10008.5.1.4.1.1.11.3	Pseudo-Color Softcopy Presentation State Storage	SOP Class	PS3.4

UID Value	UID Name	UID Type	Part
1.2.840.10008.5.1.4.1.1.11.4	Blending Softcopy Presentation State Storage	SOP Class	PS3.4
1.2.840.10008.5.1.4.1.1.11.5	XA/XRF Grayscale Softcopy Presentation State Storage	SOP Class	PS3.4
1.2.840.10008.5.1.4.1.1.11.6	Grayscale Planar MPR Volumetric Presentation State Storage	SOP Class	PS3.4
1.2.840.10008.5.1.4.1.1.11.7	Compositing Planar MPR Volumetric Presentation State Storage	SOP Class	PS3.4
1.2.840.10008.5.1.4.1.1.11.8	Advanced Blending Presentation State Storage	SOP Class	PS3.4
1.2.840.10008.5.1.4.1.1.11.9	Volume Rendering Volumetric Presentation State Storage	SOP Class	PS3.4
1.2.840.10008.5.1.4.1.1.11.10	Segmented Volume Rendering Volumetric Presentation State Storage	SOP Class	PS3.4
1.2.840.10008.5.1.4.1.1.11.11	Multiple Volume Rendering Volumetric Presentation State Storage	SOP Class	PS3.4
1.2.840.10008.5.1.4.1.1.12.1	X-Ray Angiographic Image Storage	SOP Class	PS3.4
1.2.840.10008.5.1.4.1.1.12.1.1	Enhanced XA Image Storage	SOP Class	PS3.4
1.2.840.10008.5.1.4.1.1.12.2	X-Ray Radiofluoroscopic Image Storage	SOP Class	PS3.4
1.2.840.10008.5.1.4.1.1.12.2.1	Enhanced XRF Image Storage	SOP Class	PS3.4
1.2.840.10008.5.1.4.1.1.12.3	<i>X-Ray Angiographic Bi-Plane Image Storage (Retired)</i>	<i>SOP Class</i>	<i>PS3.4</i>
1.2.840.10008.5.1.4.1.1.12.77	<i>(Retired)</i>	<i>SOP Class</i>	
1.2.840.10008.5.1.4.1.1.13.1.1	X-Ray 3D Angiographic Image Storage	SOP Class	PS3.4
1.2.840.10008.5.1.4.1.1.13.1.2	X-Ray 3D Craniofacial Image Storage	SOP Class	PS3.4
1.2.840.10008.5.1.4.1.1.13.1.3	Breast Tomosynthesis Image Storage	SOP Class	PS3.4
1.2.840.10008.5.1.4.1.1.13.1.4	Breast Projection X-Ray Image Storage - For Presentation	SOP Class	PS3.4
1.2.840.10008.5.1.4.1.1.13.1.5	Breast Projection X-Ray Image Storage - For Processing	SOP Class	PS3.4
1.2.840.10008.5.1.4.1.1.14.1	Intravascular Optical Coherence Tomography Image Storage - For Presentation	SOP Class	PS3.4
1.2.840.10008.5.1.4.1.1.14.2	Intravascular Optical Coherence Tomography Image Storage - For Processing	SOP Class	PS3.4
1.2.840.10008.5.1.4.1.1.20	Nuclear Medicine Image Storage	SOP Class	PS3.4
1.2.840.10008.5.1.4.1.1.30	Parametric Map Storage	SOP Class	PS3.4
1.2.840.10008.5.1.4.1.1.40	<i>(Retired)</i>	<i>SOP Class</i>	
1.2.840.10008.5.1.4.1.1.66	Raw Data Storage	SOP Class	PS3.4
1.2.840.10008.5.1.4.1.1.66.1	Spatial Registration Storage	SOP Class	PS3.4
1.2.840.10008.5.1.4.1.1.66.2	Spatial Fiducials Storage	SOP Class	PS3.4
1.2.840.10008.5.1.4.1.1.66.3	Deformable Spatial Registration Storage	SOP Class	PS3.4
1.2.840.10008.5.1.4.1.1.66.4	Segmentation Storage	SOP Class	PS3.4
1.2.840.10008.5.1.4.1.1.66.5	Surface Segmentation Storage	SOP Class	PS3.4
1.2.840.10008.5.1.4.1.1.66.6	Tractography Results Storage	SOP Class	PS3.4
1.2.840.10008.5.1.4.1.1.67	Real World Value Mapping Storage	SOP Class	PS3.4
1.2.840.10008.5.1.4.1.1.68.1	Surface Scan Mesh Storage	SOP Class	PS3.4

UID Value	UID Name	UID Type	Part
1.2.840.10008.5.1.4.1.1.68.2	Surface Scan Point Cloud Storage	SOP Class	PS3.4
1.2.840.10008.5.1.4.1.1.77.1	VL Image Storage - Trial (Retired)	SOP Class	PS3.4
1.2.840.10008.5.1.4.1.1.77.2	VL Multi-frame Image Storage - Trial (Retired)	SOP Class	PS3.4
1.2.840.10008.5.1.4.1.1.77.1.1	VL Endoscopic Image Storage	SOP Class	PS3.4
1.2.840.10008.5.1.4.1.1.77.1.1.1	Video Endoscopic Image Storage	SOP Class	PS3.4
1.2.840.10008.5.1.4.1.1.77.1.2	VL Microscopic Image Storage	SOP Class	PS3.4
1.2.840.10008.5.1.4.1.1.77.1.2.1	Video Microscopic Image Storage	SOP Class	PS3.4
1.2.840.10008.5.1.4.1.1.77.1.3	VL Slide-Coordinates Microscopic Image Storage	SOP Class	PS3.4
1.2.840.10008.5.1.4.1.1.77.1.4	VL Photographic Image Storage	SOP Class	PS3.4
1.2.840.10008.5.1.4.1.1.77.1.4.1	Video Photographic Image Storage	SOP Class	PS3.4
1.2.840.10008.5.1.4.1.1.77.1.5.1	Ophthalmic Photography 8 Bit Image Storage	SOP Class	PS3.4
1.2.840.10008.5.1.4.1.1.77.1.5.2	Ophthalmic Photography 16 Bit Image Storage	SOP Class	PS3.4
1.2.840.10008.5.1.4.1.1.77.1.5.3	Stereometric Relationship Storage	SOP Class	PS3.4
1.2.840.10008.5.1.4.1.1.77.1.5.4	Ophthalmic Tomography Image Storage	SOP Class	PS3.4
1.2.840.10008.5.1.4.1.1.77.1.5.5	Wide Field Ophthalmic Photography Stereographic Projection Image Storage	SOP Class	PS3.4
1.2.840.10008.5.1.4.1.1.77.1.5.6	Wide Field Ophthalmic Photography 3D Coordinates Image Storage	SOP Class	PS3.4
1.2.840.10008.5.1.4.1.1.77.1.5.7	Ophthalmic Optical Coherence Tomography En Face Image Storage	SOP Class	PS3.4
1.2.840.10008.5.1.4.1.1.77.1.5.8	Ophthalmic Optical Coherence Tomography B-scan Volume Analysis Storage	SOP Class	PS3.4
1.2.840.10008.5.1.4.1.1.77.1.6	VL Whole Slide Microscopy Image Storage	SOP Class	PS3.4
1.2.840.10008.5.1.4.1.1.78.1	Lensometry Measurements Storage	SOP Class	PS3.4
1.2.840.10008.5.1.4.1.1.78.2	Autorefraction Measurements Storage	SOP Class	PS3.4
1.2.840.10008.5.1.4.1.1.78.3	Keratometry Measurements Storage	SOP Class	PS3.4
1.2.840.10008.5.1.4.1.1.78.4	Subjective Refraction Measurements Storage	SOP Class	PS3.4
1.2.840.10008.5.1.4.1.1.78.5	Visual Acuity Measurements Storage	SOP Class	PS3.4
1.2.840.10008.5.1.4.1.1.78.6	Spectacle Prescription Report Storage	SOP Class	PS3.4
1.2.840.10008.5.1.4.1.1.78.7	Ophthalmic Axial Measurements Storage	SOP Class	PS3.4
1.2.840.10008.5.1.4.1.1.78.8	Intraocular Lens Calculations Storage	SOP Class	PS3.4
1.2.840.10008.5.1.4.1.1.79.1	Macular Grid Thickness and Volume Report Storage	SOP Class	PS3.4
1.2.840.10008.5.1.4.1.1.80.1	Ophthalmic Visual Field Static Perimetry Measurements Storage	SOP Class	PS3.4
1.2.840.10008.5.1.4.1.1.81.1	Ophthalmic Thickness Map Storage	SOP Class	PS3.4
1.2.840.10008.5.1.4.1.1.82.1	Corneal Topography Map Storage	SOP Class	PS3.4
1.2.840.10008.5.1.4.1.1.88.1	Text SR Storage - Trial (Retired)	SOP Class	PS3.4
1.2.840.10008.5.1.4.1.1.88.2	Audio SR Storage - Trial (Retired)	SOP Class	PS3.4
1.2.840.10008.5.1.4.1.1.88.3	Detail SR Storage - Trial (Retired)	SOP Class	PS3.4
1.2.840.10008.5.1.4.1.1.88.4	Comprehensive SR Storage - Trial (Retired)	SOP Class	PS3.4
1.2.840.10008.5.1.4.1.1.88.11	Basic Text SR Storage	SOP Class	PS3.4

UID Value	UID Name	UID Type	Part
1.2.840.10008.5.1.4.1.1.88.22	Enhanced SR Storage	SOP Class	PS3.4
1.2.840.10008.5.1.4.1.1.88.33	Comprehensive SR Storage	SOP Class	PS3.4
1.2.840.10008.5.1.4.1.1.88.34	Comprehensive 3D SR Storage	SOP Class	PS3.4
1.2.840.10008.5.1.4.1.1.88.35	Extensible SR Storage	SOP Class	PS3.4
1.2.840.10008.5.1.4.1.1.88.40	Procedure Log Storage	SOP Class	PS3.4
1.2.840.10008.5.1.4.1.1.88.50	Mammography CAD SR Storage	SOP Class	PS3.4
1.2.840.10008.5.1.4.1.1.88.59	Key Object Selection Document Storage	SOP Class	PS3.4
1.2.840.10008.5.1.4.1.1.88.65	Chest CAD SR Storage	SOP Class	PS3.4
1.2.840.10008.5.1.4.1.1.88.67	X-Ray Radiation Dose SR Storage	SOP Class	PS3.4
1.2.840.10008.5.1.4.1.1.88.68	Radiopharmaceutical Radiation Dose SR Storage	SOP Class	PS3.4
1.2.840.10008.5.1.4.1.1.88.69	Colon CAD SR Storage	SOP Class	PS3.4
1.2.840.10008.5.1.4.1.1.88.70	Implantation Plan SR Storage	SOP Class	PS3.4
1.2.840.10008.5.1.4.1.1.88.71	Acquisition Context SR Storage	SOP Class	PS3.4
1.2.840.10008.5.1.4.1.1.88.72	Simplified Adult Echo SR Storage	SOP Class	PS3.4
1.2.840.10008.5.1.4.1.1.88.73	Patient Radiation Dose SR Storage	SOP Class	PS3.4
1.2.840.10008.5.1.4.1.1.90.1	Content Assessment Results Storage	SOP Class	PS3.4
1.2.840.10008.5.1.4.1.1.104.1	Encapsulated PDF Storage	SOP Class	PS3.4
1.2.840.10008.5.1.4.1.1.104.2	Encapsulated CDA Storage	SOP Class	PS3.4
1.2.840.10008.5.1.4.1.1.128	Positron Emission Tomography Image Storage	SOP Class	PS3.4
1.2.840.10008.5.1.4.1.1.128.1	Legacy Converted Enhanced PET Image Storage	SOP Class	PS3.4
1.2.840.10008.5.1.4.1.1.129	<i>Standalone PET Curve Storage (Retired)</i>	<i>SOP Class</i>	<i>PS3.4</i>
1.2.840.10008.5.1.4.1.1.130	Enhanced PET Image Storage	SOP Class	PS3.4
1.2.840.10008.5.1.4.1.1.131	Basic Structured Display Storage	SOP Class	PS3.4
1.2.840.10008.5.1.4.1.1.200.1	CT Defined Procedure Protocol Storage	SOP Class	PS3.4
1.2.840.10008.5.1.4.1.1.200.2	CT Performed Procedure Protocol Storage	SOP Class	PS3.4
1.2.840.10008.5.1.4.1.1.200.3	Protocol Approval Storage	SOP Class	PS3.4
1.2.840.10008.5.1.4.1.1.200.4	Protocol Approval Information Model - FIND	SOP Class	PS3.4
1.2.840.10008.5.1.4.1.1.200.5	Protocol Approval Information Model - MOVE	SOP Class	PS3.4
1.2.840.10008.5.1.4.1.1.200.6	Protocol Approval Information Model - GET	SOP Class	PS3.4
1.2.840.10008.5.1.4.1.1.481.1	RT Image Storage	SOP Class	PS3.4
1.2.840.10008.5.1.4.1.1.481.2	RT Dose Storage	SOP Class	PS3.4
1.2.840.10008.5.1.4.1.1.481.3	RT Structure Set Storage	SOP Class	PS3.4
1.2.840.10008.5.1.4.1.1.481.4	RT Beams Treatment Record Storage	SOP Class	PS3.4
1.2.840.10008.5.1.4.1.1.481.5	RT Plan Storage	SOP Class	PS3.4
1.2.840.10008.5.1.4.1.1.481.6	RT Brachy Treatment Record Storage	SOP Class	PS3.4
1.2.840.10008.5.1.4.1.1.481.7	RT Treatment Summary Record Storage	SOP Class	PS3.4
1.2.840.10008.5.1.4.1.1.481.8	RT Ion Plan Storage	SOP Class	PS3.4
1.2.840.10008.5.1.4.1.1.481.9	RT Ion Beams Treatment Record Storage	SOP Class	PS3.4
1.2.840.10008.5.1.4.1.1.501.1	DICOS CT Image Storage	SOP Class	DICOS

UID Value	UID Name	UID Type	Part
1.2.840.10008.5.1.4.1.1.501.2.1	DICOS Digital X-Ray Image Storage - For Presentation	SOP Class	DICOS
1.2.840.10008.5.1.4.1.1.501.2.2	DICOS Digital X-Ray Image Storage - For Processing	SOP Class	DICOS
1.2.840.10008.5.1.4.1.1.501.3	DICOS Threat Detection Report Storage	SOP Class	DICOS
1.2.840.10008.5.1.4.1.1.501.4	DICOS 2D AIT Storage	SOP Class	DICOS
1.2.840.10008.5.1.4.1.1.501.5	DICOS 3D AIT Storage	SOP Class	DICOS
1.2.840.10008.5.1.4.1.1.501.6	DICOS Quadrupole Resonance (QR) Storage	SOP Class	DICOS
1.2.840.10008.5.1.4.1.1.601.1	Eddy Current Image Storage	SOP Class	DICONDE ASTM E2934
1.2.840.10008.5.1.4.1.1.601.2	Eddy Current Multi-frame Image Storage	SOP Class	DICONDE ASTM E2934
1.2.840.10008.5.1.4.1.2.1.1	Patient Root Query/Retrieve Information Model - FIND	SOP Class	PS3.4
1.2.840.10008.5.1.4.1.2.1.2	Patient Root Query/Retrieve Information Model - MOVE	SOP Class	PS3.4
1.2.840.10008.5.1.4.1.2.1.3	Patient Root Query/Retrieve Information Model - GET	SOP Class	PS3.4
1.2.840.10008.5.1.4.1.2.2.1	Study Root Query/Retrieve Information Model - FIND	SOP Class	PS3.4
1.2.840.10008.5.1.4.1.2.2.2	Study Root Query/Retrieve Information Model - MOVE	SOP Class	PS3.4
1.2.840.10008.5.1.4.1.2.2.3	Study Root Query/Retrieve Information Model - GET	SOP Class	PS3.4
1.2.840.10008.5.1.4.1.2.3.1	<i>Patient/Study Only Query/Retrieve Information Model - FIND (Retired)</i>	<i>SOP Class</i>	<i>PS3.4</i>
1.2.840.10008.5.1.4.1.2.3.2	<i>Patient/Study Only Query/Retrieve Information Model - MOVE (Retired)</i>	<i>SOP Class</i>	<i>PS3.4</i>
1.2.840.10008.5.1.4.1.2.3.3	<i>Patient/Study Only Query/Retrieve Information Model - GET (Retired)</i>	<i>SOP Class</i>	<i>PS3.4</i>
1.2.840.10008.5.1.4.1.2.4.2	Composite Instance Root Retrieve - MOVE	SOP Class	PS3.4
1.2.840.10008.5.1.4.1.2.4.3	Composite Instance Root Retrieve - GET	SOP Class	PS3.4
1.2.840.10008.5.1.4.1.2.5.3	Composite Instance Retrieve Without Bulk Data - GET	SOP Class	PS3.4
1.2.840.10008.5.1.4.20.1	Defined Procedure Protocol Information Model - FIND	SOP Class	PS3.4
1.2.840.10008.5.1.4.20.2	Defined Procedure Protocol Information Model - MOVE	SOP Class	PS3.4
1.2.840.10008.5.1.4.20.3	Defined Procedure Protocol Information Model - GET	SOP Class	PS3.4
1.2.840.10008.5.1.4.31	Modality Worklist Information Model - FIND	SOP Class	PS3.4
1.2.840.10008.5.1.4.32	<i>General Purpose Worklist Management Meta SOP Class (Retired)</i>	<i>Meta SOP Class</i>	<i>PS3.4</i>
1.2.840.10008.5.1.4.32.1	<i>General Purpose Worklist Information Model - FIND (Retired)</i>	<i>SOP Class</i>	<i>PS3.4</i>
1.2.840.10008.5.1.4.32.2	<i>General Purpose Scheduled Procedure Step SOP Class (Retired)</i>	<i>SOP Class</i>	<i>PS3.4</i>



UID Value	UID Name	UID Type	Part
1.2.840.10008.5.1.4.32.3	General Purpose Performed Procedure Step SOP Class (Retired)	SOP Class	PS3.4
1.2.840.10008.5.1.4.33	Instance Availability Notification SOP Class	SOP Class	PS3.4
1.2.840.10008.5.1.4.34.1	RT Beams Delivery Instruction Storage - Trial (Retired)	SOP Class	PS3.4
1.2.840.10008.5.1.4.34.2	RT Conventional Machine Verification - Trial (Retired)	SOP Class	PS3.4
1.2.840.10008.5.1.4.34.3	RT Ion Machine Verification - Trial (Retired)	SOP Class	PS3.4
1.2.840.10008.5.1.4.34.4	Unified Worklist and Procedure Step Service Class - Trial (Retired)	Service Class	PS3.4
1.2.840.10008.5.1.4.34.4.1	Unified Procedure Step - Push SOP Class - Trial (Retired)	SOP Class	PS3.4
1.2.840.10008.5.1.4.34.4.2	Unified Procedure Step - Watch SOP Class - Trial (Retired)	SOP Class	PS3.4
1.2.840.10008.5.1.4.34.4.3	Unified Procedure Step - Pull SOP Class - Trial (Retired)	SOP Class	PS3.4
1.2.840.10008.5.1.4.34.4.4	Unified Procedure Step - Event SOP Class - Trial (Retired)	SOP Class	PS3.4
1.2.840.10008.5.1.4.34.5	UPS Global Subscription SOP Instance	Well-known SOP Instance	PS3.4
1.2.840.10008.5.1.4.34.5.1	UPS Filtered Global Subscription SOP Instance	Well-known SOP Instance	PS3.4
1.2.840.10008.5.1.4.34.6	Unified Worklist and Procedure Step Service Class	Service Class	PS3.4
1.2.840.10008.5.1.4.34.6.1	Unified Procedure Step - Push SOP Class	SOP Class	PS3.4
1.2.840.10008.5.1.4.34.6.2	Unified Procedure Step - Watch SOP Class	SOP Class	PS3.4
1.2.840.10008.5.1.4.34.6.3	Unified Procedure Step - Pull SOP Class	SOP Class	PS3.4
1.2.840.10008.5.1.4.34.6.4	Unified Procedure Step - Event SOP Class	SOP Class	PS3.4
1.2.840.10008.5.1.4.34.7	RT Beams Delivery Instruction Storage	SOP Class	PS3.4
1.2.840.10008.5.1.4.34.8	RT Conventional Machine Verification	SOP Class	PS3.4
1.2.840.10008.5.1.4.34.9	RT Ion Machine Verification	SOP Class	PS3.4
1.2.840.10008.5.1.4.34.10	RT Brachy Application Setup Delivery Instruction Storage	SOP Class	PS3.4
1.2.840.10008.5.1.4.37.1	General Relevant Patient Information Query	SOP Class	PS3.4
1.2.840.10008.5.1.4.37.2	Breast Imaging Relevant Patient Information Query	SOP Class	PS3.4
1.2.840.10008.5.1.4.37.3	Cardiac Relevant Patient Information Query	SOP Class	PS3.4
1.2.840.10008.5.1.4.38.1	Hanging Protocol Storage	SOP Class	PS3.4
1.2.840.10008.5.1.4.38.2	Hanging Protocol Information Model - FIND	SOP Class	PS3.4
1.2.840.10008.5.1.4.38.3	Hanging Protocol Information Model - MOVE	SOP Class	PS3.4
1.2.840.10008.5.1.4.38.4	Hanging Protocol Information Model - GET	SOP Class	PS3.4
1.2.840.10008.5.1.4.39.1	Color Palette Storage	SOP Class	PS3.4
1.2.840.10008.5.1.4.39.2	Color Palette Query/Retrieve Information Model - FIND	SOP Class	PS3.4
1.2.840.10008.5.1.4.39.3	Color Palette Query/Retrieve Information Model - MOVE	SOP Class	PS3.4

UID Value	UID Name	UID Type	Part
1.2.840.10008.5.1.4.39.4	Color Palette Query/Retrieve Information Model - GET	SOP Class	PS3.4
1.2.840.10008.5.1.4.41	Product Characteristics Query SOP Class	SOP Class	PS3.4
1.2.840.10008.5.1.4.42	Substance Approval Query SOP Class	SOP Class	PS3.4
1.2.840.10008.5.1.4.43.1	Generic Implant Template Storage	SOP Class	PS3.4
1.2.840.10008.5.1.4.43.2	Generic Implant Template Information Model - FIND	SOP Class	PS3.4
1.2.840.10008.5.1.4.43.3	Generic Implant Template Information Model - MOVE	SOP Class	PS3.4
1.2.840.10008.5.1.4.43.4	Generic Implant Template Information Model - GET	SOP Class	PS3.4
1.2.840.10008.5.1.4.44.1	Implant Assembly Template Storage	SOP Class	PS3.4
1.2.840.10008.5.1.4.44.2	Implant Assembly Template Information Model - FIND	SOP Class	PS3.4
1.2.840.10008.5.1.4.44.3	Implant Assembly Template Information Model - MOVE	SOP Class	PS3.4
1.2.840.10008.5.1.4.44.4	Implant Assembly Template Information Model - GET	SOP Class	PS3.4
1.2.840.10008.5.1.4.45.1	Implant Template Group Storage	SOP Class	PS3.4
1.2.840.10008.5.1.4.45.2	Implant Template Group Information Model - FIND	SOP Class	PS3.4
1.2.840.10008.5.1.4.45.3	Implant Template Group Information Model - MOVE	SOP Class	PS3.4
1.2.840.10008.5.1.4.45.4	Implant Template Group Information Model - GET	SOP Class	PS3.4
1.2.840.10008.7.1.1	Native DICOM Model	Application Hosting Model	PS3.19
1.2.840.10008.7.1.2	Abstract Multi-Dimensional Image Model	Application Hosting Model	PS3.19
1.2.840.10008.8.1.1	DICOM Content Mapping Resource	Mapping Resource	PS3.16
1.2.840.10008.15.0.3.1	dicomDeviceName	LDAP OID	PS3.15
1.2.840.10008.15.0.3.2	dicomDescription	LDAP OID	PS3.15
1.2.840.10008.15.0.3.3	dicomManufacturer	LDAP OID	PS3.15
1.2.840.10008.15.0.3.4	dicomManufacturerModelName	LDAP OID	PS3.15
1.2.840.10008.15.0.3.5	dicomSoftwareVersion	LDAP OID	PS3.15
1.2.840.10008.15.0.3.6	dicomVendorData	LDAP OID	PS3.15
1.2.840.10008.15.0.3.7	dicomAETitle	LDAP OID	PS3.15
1.2.840.10008.15.0.3.8	dicomNetworkConnectionReference	LDAP OID	PS3.15
1.2.840.10008.15.0.3.9	dicomApplicationCluster	LDAP OID	PS3.15
1.2.840.10008.15.0.3.10	dicomAssociationInitiator	LDAP OID	PS3.15
1.2.840.10008.15.0.3.11	dicomAssociationAcceptor	LDAP OID	PS3.15
1.2.840.10008.15.0.3.12	dicomHostname	LDAP OID	PS3.15
1.2.840.10008.15.0.3.13	dicomPort	LDAP OID	PS3.15
1.2.840.10008.15.0.3.14	dicomSOPClass	LDAP OID	PS3.15
1.2.840.10008.15.0.3.15	dicomTransferRole	LDAP OID	PS3.15
1.2.840.10008.15.0.3.16	dicomTransferSyntax	LDAP OID	PS3.15

UID Value	UID Name	UID Type	Part
1.2.840.10008.15.0.3.17	dicomPrimaryDeviceType	LDAP OID	PS3.15
1.2.840.10008.15.0.3.18	dicomRelatedDeviceReference	LDAP OID	PS3.15
1.2.840.10008.15.0.3.19	dicomPreferredCalledAETitle	LDAP OID	PS3.15
1.2.840.10008.15.0.3.20	dicomTLSCyphersuite	LDAP OID	PS3.15
1.2.840.10008.15.0.3.21	dicomAuthorizedNodeCertificateReference	LDAP OID	PS3.15
1.2.840.10008.15.0.3.22	dicomThisNodeCertificateReference	LDAP OID	PS3.15
1.2.840.10008.15.0.3.23	dicomInstalled	LDAP OID	PS3.15
1.2.840.10008.15.0.3.24	dicomStationName	LDAP OID	PS3.15
1.2.840.10008.15.0.3.25	dicomDeviceSerialNumber	LDAP OID	PS3.15
1.2.840.10008.15.0.3.26	dicomInstitutionName	LDAP OID	PS3.15
1.2.840.10008.15.0.3.27	dicomInstitutionAddress	LDAP OID	PS3.15
1.2.840.10008.15.0.3.28	dicomInstitutionDepartmentName	LDAP OID	PS3.15
1.2.840.10008.15.0.3.29	dicomIssuerOfPatientID	LDAP OID	PS3.15
1.2.840.10008.15.0.3.30	dicomPreferredCallingAETitle	LDAP OID	PS3.15
1.2.840.10008.15.0.3.31	dicomSupportedCharacterSet	LDAP OID	PS3.15
1.2.840.10008.15.0.4.1	dicomConfigurationRoot	LDAP OID	PS3.15
1.2.840.10008.15.0.4.2	dicomDevicesRoot	LDAP OID	PS3.15
1.2.840.10008.15.0.4.3	dicomUniqueAETitlesRegistryRoot	LDAP OID	PS3.15
1.2.840.10008.15.0.4.4	dicomDevice	LDAP OID	PS3.15
1.2.840.10008.15.0.4.5	dicomNetworkAE	LDAP OID	PS3.15
1.2.840.10008.15.0.4.6	dicomNetworkConnection	LDAP OID	PS3.15
1.2.840.10008.15.0.4.7	dicomUniqueAETitle	LDAP OID	PS3.15
1.2.840.10008.15.0.4.8	dicomTransferCapability	LDAP OID	PS3.15
1.2.840.10008.15.1.1	Universal Coordinated Time	Synchronization Frame of Reference	PS3.3

**Table A-2. Well-known Frames of Reference**

UID Value	UID Name	Normative Reference
1.2.840.10008.1.4.1.1	Talairach Brain Atlas Frame of Reference	Talairach J. and Tournoux P. Co-Planar stereotactic atlas of the human brain. Stuttgart: Georg Thieme Verlag, 1988.
1.2.840.10008.1.4.1.2	SPM2 T1 Frame of Reference	<a href="http://github.com/spm/spm2/blob/master/templates/T1.mnc">http://github.com/spm/spm2/blob/master/templates/T1.mnc</a>
1.2.840.10008.1.4.1.3	SPM2 T2 Frame of Reference	<a href="http://github.com/spm/spm2/blob/master/templates/T2.mnc">http://github.com/spm/spm2/blob/master/templates/T2.mnc</a>
1.2.840.10008.1.4.1.4	SPM2 PD Frame of Reference	<a href="http://github.com/spm/spm2/blob/master/templates/PD.mnc">http://github.com/spm/spm2/blob/master/templates/PD.mnc</a>
1.2.840.10008.1.4.1.5	SPM2 EPI Frame of Reference	<a href="http://github.com/spm/spm2/blob/master/templates/EPI.mnc">http://github.com/spm/spm2/blob/master/templates/EPI.mnc</a>
1.2.840.10008.1.4.1.6	SPM2 FIL T1 Frame of Reference	<a href="http://github.com/spm/spm2/blob/master/templates/filT1.mnc">http://github.com/spm/spm2/blob/master/templates/filT1.mnc</a>
1.2.840.10008.1.4.1.7	SPM2 PET Frame of Reference	<a href="http://github.com/spm/spm2/blob/master/templates/PET.mnc">http://github.com/spm/spm2/blob/master/templates/PET.mnc</a>

UID Value	UID Name	Normative Reference
1.2.840.10008.1.4.1.8	SPM2 TRANSM Frame of Reference	<a href="http://github.com/spm/spm2/blob/master/templates/Transm.mnc">http://github.com/spm/spm2/blob/master/templates/Transm.mnc</a>
1.2.840.10008.1.4.1.9	SPM2 SPECT Frame of Reference	<a href="http://github.com/spm/spm2/blob/master/templates/SPECT.mnc">http://github.com/spm/spm2/blob/master/templates/SPECT.mnc</a>
1.2.840.10008.1.4.1.10	SPM2 GRAY Frame of Reference	<a href="http://github.com/spm/spm2/blob/master/apriori/gray.mnc">http://github.com/spm/spm2/blob/master/apriori/gray.mnc</a>
1.2.840.10008.1.4.1.11	SPM2 WHITE Frame of Reference	<a href="http://github.com/spm/spm2/blob/master/apriori/white.mnc">http://github.com/spm/spm2/blob/master/apriori/white.mnc</a>
1.2.840.10008.1.4.1.12	SPM2 CSF Frame of Reference	<a href="http://github.com/spm/spm2/blob/master/apriori/csf.mnc">http://github.com/spm/spm2/blob/master/apriori/csf.mnc</a>
1.2.840.10008.1.4.1.13	SPM2 BRAINMASK Frame of Reference	<a href="http://github.com/spm/spm2/blob/master/apriori/brainmask.mnc">http://github.com/spm/spm2/blob/master/apriori/brainmask.mnc</a>
1.2.840.10008.1.4.1.14	SPM2 AVG305T1 Frame of Reference	<a href="http://github.com/spm/spm2/blob/master/canonical/avg305T1.mnc">http://github.com/spm/spm2/blob/master/canonical/avg305T1.mnc</a>
1.2.840.10008.1.4.1.15	SPM2 AVG152T1 Frame of Reference	<a href="http://github.com/spm/spm2/blob/master/canonical/avg152T1.mnc">http://github.com/spm/spm2/blob/master/canonical/avg152T1.mnc</a>
1.2.840.10008.1.4.1.16	SPM2 AVG152T2 Frame of Reference	<a href="http://github.com/spm/spm2/blob/master/canonical/avg152T2.mnc">http://github.com/spm/spm2/blob/master/canonical/avg152T2.mnc</a>
1.2.840.10008.1.4.1.17	SPM2 AVG152PD Frame of Reference	<a href="http://github.com/spm/spm2/blob/master/canonical/avg152PD.mnc">http://github.com/spm/spm2/blob/master/canonical/avg152PD.mnc</a>
1.2.840.10008.1.4.1.18	SPM2 SINGLESUBJT1 Frame of Reference	<a href="http://github.com/spm/spm2/blob/master/canonical/single_subj_T1.mnc">http://github.com/spm/spm2/blob/master/canonical/single_subj_T1.mnc</a>
1.2.840.10008.1.4.2.1	ICBM 452 T1 Frame of Reference	ICBM452 T1 Atlas
1.2.840.10008.1.4.2.2	ICBM Single Subject MRI Frame of Reference	ICBM Single Subject MRI Anatomical Template

SPM2 (Statistical Parametric Mapping) templates are available at <http://github.com/spm/spm2/>, and they are described at [https://github.com/spm/spm2/blob/master/spm\\_templates.man](https://github.com/spm/spm2/blob/master/spm_templates.man).

ICBM templates are available at [http://www.loni.ucla.edu/ICBM/ICBM\\_ICBMAtlases.html](http://www.loni.ucla.edu/ICBM/ICBM_ICBMAtlases.html).

**Table A-3. Context Group UID Values**

Context UID	Context Identifier	Context Group Name
1.2.840.10008.6.1.1	CID 2	Anatomic Modifier
1.2.840.10008.6.1.2	CID 4	Anatomic Region
1.2.840.10008.6.1.3	CID 5	Transducer Approach
1.2.840.10008.6.1.4	CID 6	Transducer Orientation
1.2.840.10008.6.1.5	CID 7	Ultrasound Beam Path
1.2.840.10008.6.1.6	CID 8	Angiographic Interventional Devices
1.2.840.10008.6.1.7	CID 9	Image Guided Therapeutic Procedures
1.2.840.10008.6.1.8	CID 10	Interventional Drug
1.2.840.10008.6.1.9	CID 11	Route of Administration
1.2.840.10008.6.1.10	CID 12	Radiographic Contrast Agent
1.2.840.10008.6.1.11	CID 13	Radiographic Contrast Agent Ingredient
1.2.840.10008.6.1.12	CID 18	Isotopes in Radiopharmaceuticals
1.2.840.10008.6.1.13	CID 19	Patient Orientation
1.2.840.10008.6.1.14	CID 20	Patient Orientation Modifier

Context UID	Context Identifier	Context Group Name
1.2.840.10008.6.1.15	CID 21	Patient Equipment Relationship
1.2.840.10008.6.1.16	CID 23	Cranio-Caudad Angulation
1.2.840.10008.6.1.17	CID 25	Radiopharmaceuticals
1.2.840.10008.6.1.18	CID 26	Nuclear Medicine Projections
1.2.840.10008.6.1.19	CID 29	Acquisition Modality
1.2.840.10008.6.1.20	CID 30	DICOM Devices
1.2.840.10008.6.1.21	CID 31	Abstract Priors
1.2.840.10008.6.1.22	CID 42	Numeric Value Qualifier
1.2.840.10008.6.1.23	CID 82	Units of Measurement
1.2.840.10008.6.1.24	CID 83	Units for Real World Value Mapping
1.2.840.10008.6.1.25	CID 220	Level of Significance
1.2.840.10008.6.1.26	CID 221	Measurement Range Concepts
1.2.840.10008.6.1.27	CID 222	Normality Codes
1.2.840.10008.6.1.28	CID 223	Normal Range Values
1.2.840.10008.6.1.29	CID 224	Selection Method
1.2.840.10008.6.1.30	CID 225	Measurement Uncertainty Concepts
1.2.840.10008.6.1.31	CID 226	Population Statistical Descriptors
1.2.840.10008.6.1.32	CID 227	Sample Statistical Descriptors
1.2.840.10008.6.1.33	CID 228	Equation or Table
1.2.840.10008.6.1.34	CID 230	Yes-No
1.2.840.10008.6.1.35	CID 240	Present-Absent
1.2.840.10008.6.1.36	CID 242	Normal-Abnormal
1.2.840.10008.6.1.37	CID 244	Laterality
1.2.840.10008.6.1.38	CID 250	Positive-Negative
1.2.840.10008.6.1.39	CID 251	Severity of Complication
1.2.840.10008.6.1.40	CID 270	Observer Type
1.2.840.10008.6.1.41	CID 271	Observation Subject Class
1.2.840.10008.6.1.42	CID 3000	Audio Channel Source
1.2.840.10008.6.1.43	CID 3001	ECG Leads
1.2.840.10008.6.1.44	CID 3003	Hemodynamic Waveform Sources
1.2.840.10008.6.1.45	CID 3010	Cardiovascular Anatomic Locations
1.2.840.10008.6.1.46	CID 3011	Electrophysiology Anatomic Locations
1.2.840.10008.6.1.47	CID 3014	Coronary Artery Segments
1.2.840.10008.6.1.48	CID 3015	Coronary Arteries
1.2.840.10008.6.1.49	CID 3019	Cardiovascular Anatomic Location Modifiers
1.2.840.10008.6.1.50	CID 3082	Cardiology Units of Measurement (Retired)
1.2.840.10008.6.1.51	CID 3090	Time Synchronization Channel Types
1.2.840.10008.6.1.52	CID 3101	Cardiac Procedural State Values
1.2.840.10008.6.1.53	CID 3240	Electrophysiology Measurement Functions and Techniques
1.2.840.10008.6.1.54	CID 3241	Hemodynamic Measurement Techniques
1.2.840.10008.6.1.55	CID 3250	Catheterization Procedure Phase

Context UID	Context Identifier	Context Group Name
1.2.840.10008.6.1.56	CID 3254	Electrophysiology Procedure Phase
1.2.840.10008.6.1.57	CID 3261	Stress Protocols
1.2.840.10008.6.1.58	CID 3262	ECG Patient State Values
1.2.840.10008.6.1.59	CID 3263	Electrode Placement Values
1.2.840.10008.6.1.60	<i>CID 3264</i>	<i>XYZ Electrode Placement Values (Retired)</i>
1.2.840.10008.6.1.61	CID 3271	Hemodynamic Physiological Challenges
1.2.840.10008.6.1.62	CID 3335	ECG Annotations
1.2.840.10008.6.1.63	CID 3337	Hemodynamic Annotations
1.2.840.10008.6.1.64	CID 3339	Electrophysiology Annotations
1.2.840.10008.6.1.65	CID 3400	Procedure Log Titles
1.2.840.10008.6.1.66	CID 3401	Types of Log Notes
1.2.840.10008.6.1.67	CID 3402	Patient Status and Events
1.2.840.10008.6.1.68	CID 3403	Percutaneous Entry
1.2.840.10008.6.1.69	CID 3404	Staff Actions
1.2.840.10008.6.1.70	CID 3405	Procedure Action Values
1.2.840.10008.6.1.71	CID 3406	Non-coronary Transcatheter Interventions
1.2.840.10008.6.1.72	CID 3407	Purpose of Reference to Object
1.2.840.10008.6.1.73	CID 3408	Actions With Consumables
1.2.840.10008.6.1.74	CID 3409	Administration of Drugs/Contrast
1.2.840.10008.6.1.75	CID 3410	Numeric Parameters of Drugs/Contrast
1.2.840.10008.6.1.76	CID 3411	Intracoronary Devices
1.2.840.10008.6.1.77	CID 3412	Intervention Actions and Status
1.2.840.10008.6.1.78	CID 3413	Adverse Outcomes
1.2.840.10008.6.1.79	CID 3414	Procedure Urgency
1.2.840.10008.6.1.80	CID 3415	Cardiac Rhythms
1.2.840.10008.6.1.81	CID 3416	Respiration Rhythms
1.2.840.10008.6.1.82	CID 3418	Lesion Risk
1.2.840.10008.6.1.83	CID 3419	Findings Titles
1.2.840.10008.6.1.84	CID 3421	Procedure Action
1.2.840.10008.6.1.85	CID 3422	Device Use Actions
1.2.840.10008.6.1.86	CID 3423	Numeric Device Characteristics
1.2.840.10008.6.1.87	CID 3425	Intervention Parameters
1.2.840.10008.6.1.88	CID 3426	Consumables Parameters
1.2.840.10008.6.1.89	CID 3427	Equipment Events
1.2.840.10008.6.1.90	CID 3428	Imaging Procedures
1.2.840.10008.6.1.91	CID 3429	Catheterization Devices
1.2.840.10008.6.1.92	CID 3430	DateTime Qualifiers
1.2.840.10008.6.1.93	CID 3440	Peripheral Pulse Locations
1.2.840.10008.6.1.94	CID 3441	Patient Assessments
1.2.840.10008.6.1.95	CID 3442	Peripheral Pulse Methods
1.2.840.10008.6.1.96	CID 3446	Skin Condition
1.2.840.10008.6.1.97	CID 3448	Airway Assessment

Context UID	Context Identifier	Context Group Name
1.2.840.10008.6.1.98	CID 3451	Calibration Objects
1.2.840.10008.6.1.99	CID 3452	Calibration Methods
1.2.840.10008.6.1.100	CID 3453	Cardiac Volume Methods
1.2.840.10008.6.1.101	CID 3455	Index Methods
1.2.840.10008.6.1.102	CID 3456	Sub-segment Methods
1.2.840.10008.6.1.103	CID 3458	Contour Realignment
1.2.840.10008.6.1.104	CID 3460	Circumferential Extent
1.2.840.10008.6.1.105	CID 3461	Regional Extent
1.2.840.10008.6.1.106	CID 3462	Chamber Identification
1.2.840.10008.6.1.107	CID 3465	QA Reference Methods
1.2.840.10008.6.1.108	CID 3466	Plane Identification
1.2.840.10008.6.1.109	CID 3467	Ejection Fraction
1.2.840.10008.6.1.110	CID 3468	ED Volume
1.2.840.10008.6.1.111	CID 3469	ES Volume
1.2.840.10008.6.1.112	CID 3470	Vessel Lumen Cross-sectional Area Calculation Methods
1.2.840.10008.6.1.113	CID 3471	Estimated Volumes
1.2.840.10008.6.1.114	CID 3472	Cardiac Contraction Phase
1.2.840.10008.6.1.115	CID 3480	IVUS Procedure Phases
1.2.840.10008.6.1.116	CID 3481	IVUS Distance Measurements
1.2.840.10008.6.1.117	CID 3482	IVUS Area Measurements
1.2.840.10008.6.1.118	CID 3483	IVUS Longitudinal Measurements
1.2.840.10008.6.1.119	CID 3484	IVUS Indices and Ratios
1.2.840.10008.6.1.120	CID 3485	IVUS Volume Measurements
1.2.840.10008.6.1.121	CID 3486	Vascular Measurement Sites
1.2.840.10008.6.1.122	CID 3487	Intravascular Volumetric Regions
1.2.840.10008.6.1.123	CID 3488	Min/Max/Mean
1.2.840.10008.6.1.124	CID 3489	Calcium Distribution
1.2.840.10008.6.1.125	CID 3491	IVUS Lesion Morphologies
1.2.840.10008.6.1.126	CID 3492	Vascular Dissection Classifications
1.2.840.10008.6.1.127	CID 3493	IVUS Relative Stenosis Severities
1.2.840.10008.6.1.128	CID 3494	IVUS Non Morphological Findings
1.2.840.10008.6.1.129	CID 3495	IVUS Plaque Composition
1.2.840.10008.6.1.130	CID 3496	IVUS Fiducial Points
1.2.840.10008.6.1.131	CID 3497	IVUS Arterial Morphology
1.2.840.10008.6.1.132	CID 3500	Pressure Units
1.2.840.10008.6.1.133	CID 3502	Hemodynamic Resistance Units
1.2.840.10008.6.1.134	CID 3503	Indexed Hemodynamic Resistance Units
1.2.840.10008.6.1.135	CID 3510	Catheter Size Units
1.2.840.10008.6.1.136	CID 3515	Specimen Collection
1.2.840.10008.6.1.137	CID 3520	Blood Source Type
1.2.840.10008.6.1.138	CID 3524	Blood Gas Pressures

Context UID	Context Identifier	Context Group Name
1.2.840.10008.6.1.139	CID 3525	Blood Gas Content
1.2.840.10008.6.1.140	CID 3526	Blood Gas Saturation
1.2.840.10008.6.1.141	CID 3527	Blood Base Excess
1.2.840.10008.6.1.142	CID 3528	Blood pH
1.2.840.10008.6.1.143	CID 3529	Arterial / Venous Content
1.2.840.10008.6.1.144	CID 3530	Oxygen Administration Actions
1.2.840.10008.6.1.145	CID 3531	Oxygen Administration
1.2.840.10008.6.1.146	CID 3550	Circulatory Support Actions
1.2.840.10008.6.1.147	CID 3551	Ventilation Actions
1.2.840.10008.6.1.148	CID 3552	Pacing Actions
1.2.840.10008.6.1.149	CID 3553	Circulatory Support
1.2.840.10008.6.1.150	CID 3554	Ventilation
1.2.840.10008.6.1.151	CID 3555	Pacing
1.2.840.10008.6.1.152	CID 3560	Blood Pressure Methods
1.2.840.10008.6.1.153	CID 3600	Relative Times
1.2.840.10008.6.1.154	CID 3602	Hemodynamic Patient State
1.2.840.10008.6.1.155	CID 3604	Arterial Lesion Locations
1.2.840.10008.6.1.156	CID 3606	Arterial Source Locations
1.2.840.10008.6.1.157	CID 3607	Venous Source Locations
1.2.840.10008.6.1.158	CID 3608	Atrial Source Locations
1.2.840.10008.6.1.159	CID 3609	Ventricular Source Locations
1.2.840.10008.6.1.160	CID 3610	Gradient Source Locations
1.2.840.10008.6.1.161	CID 3611	Pressure Measurements
1.2.840.10008.6.1.162	CID 3612	Blood Velocity Measurements
1.2.840.10008.6.1.163	CID 3613	Hemodynamic Time Measurements
1.2.840.10008.6.1.164	CID 3614	Valve Areas, Non-mitral
1.2.840.10008.6.1.165	CID 3615	Valve Areas
1.2.840.10008.6.1.166	CID 3616	Hemodynamic Period Measurements
1.2.840.10008.6.1.167	CID 3617	Valve Flows
1.2.840.10008.6.1.168	CID 3618	Hemodynamic Flows
1.2.840.10008.6.1.169	CID 3619	Hemodynamic Resistance Measurements
1.2.840.10008.6.1.170	CID 3620	Hemodynamic Ratios
1.2.840.10008.6.1.171	CID 3621	Fractional Flow Reserve
1.2.840.10008.6.1.172	CID 3627	Measurement Type
1.2.840.10008.6.1.173	CID 3628	Cardiac Output Methods
1.2.840.10008.6.1.174	CID 3629	Procedure Intent
1.2.840.10008.6.1.175	CID 3630	Cardiovascular Anatomic Locations
1.2.840.10008.6.1.176	CID 3640	Hypertension
1.2.840.10008.6.1.177	CID 3641	Hemodynamic Assessments
1.2.840.10008.6.1.178	CID 3642	Degree Findings
1.2.840.10008.6.1.179	CID 3651	Hemodynamic Measurement Phase
1.2.840.10008.6.1.180	CID 3663	Body Surface Area Equations



Context UID	Context Identifier	Context Group Name
1.2.840.10008.6.1.181	CID 3664	Oxygen Consumption Equations and Tables
1.2.840.10008.6.1.182	CID 3666	P50 Equations
1.2.840.10008.6.1.183	CID 3667	Framingham Scores
1.2.840.10008.6.1.184	CID 3668	Framingham Tables
1.2.840.10008.6.1.185	CID 3670	ECG Procedure Types
1.2.840.10008.6.1.186	CID 3671	Reason for ECG Exam
1.2.840.10008.6.1.187	CID 3672	Pacemakers
1.2.840.10008.6.1.188	CID 3673	<i>Diagnosis (Retired)</i>
1.2.840.10008.6.1.189	CID 3675	<i>Other Filters (Retired)</i>
1.2.840.10008.6.1.190	CID 3676	Lead Measurement Technique
1.2.840.10008.6.1.191	CID 3677	Summary Codes ECG
1.2.840.10008.6.1.192	CID 3678	QT Correction Algorithms
1.2.840.10008.6.1.193	CID 3679	<i>ECG Morphology Descriptions (Retired)</i>
1.2.840.10008.6.1.194	CID 3680	ECG Lead Noise Descriptions
1.2.840.10008.6.1.195	CID 3681	<i>ECG Lead Noise Modifiers (Retired)</i>
1.2.840.10008.6.1.196	CID 3682	<i>Probability (Retired)</i>
1.2.840.10008.6.1.197	CID 3683	<i>Modifiers (Retired)</i>
1.2.840.10008.6.1.198	CID 3684	<i>Trend (Retired)</i>
1.2.840.10008.6.1.199	CID 3685	<i>Conjunctive Terms (Retired)</i>
1.2.840.10008.6.1.200	CID 3686	<i>ECG Interpretive Statements (Retired)</i>
1.2.840.10008.6.1.201	CID 3687	Electrophysiology Waveform Durations
1.2.840.10008.6.1.202	CID 3688	Electrophysiology Waveform Voltages
1.2.840.10008.6.1.203	CID 3700	Cath Diagnosis
1.2.840.10008.6.1.204	CID 3701	Cardiac Valves and Tracts
1.2.840.10008.6.1.205	CID 3703	Wall Motion
1.2.840.10008.6.1.206	CID 3704	Myocardium Wall Morphology Findings
1.2.840.10008.6.1.207	CID 3705	Chamber Size
1.2.840.10008.6.1.208	CID 3706	Overall Contractility
1.2.840.10008.6.1.209	CID 3707	VSD Description
1.2.840.10008.6.1.210	CID 3709	Aortic Root Description
1.2.840.10008.6.1.211	CID 3710	Coronary Dominance
1.2.840.10008.6.1.212	CID 3711	Valvular Abnormalities
1.2.840.10008.6.1.213	CID 3712	Vessel Descriptors
1.2.840.10008.6.1.214	CID 3713	TIMI Flow Characteristics
1.2.840.10008.6.1.215	CID 3714	Thrombus
1.2.840.10008.6.1.216	CID 3715	Lesion Margin
1.2.840.10008.6.1.217	CID 3716	Severity
1.2.840.10008.6.1.218	CID 3717	Myocardial Wall Segments
1.2.840.10008.6.1.219	CID 3718	Myocardial Wall Segments in Projection
1.2.840.10008.6.1.220	CID 3719	Canadian Clinical Classification
1.2.840.10008.6.1.221	CID 3720	<i>Cardiac History Dates (Retired)</i>
1.2.840.10008.6.1.222	CID 3721	Cardiovascular Surgeries

Context UID	Context Identifier	Context Group Name
1.2.840.10008.6.1.223	CID 3722	Diabetic Therapy
1.2.840.10008.6.1.224	CID 3723	MI Types
1.2.840.10008.6.1.225	CID 3724	Smoking History
1.2.840.10008.6.1.226	CID 3726	Indications for Coronary Intervention
1.2.840.10008.6.1.227	CID 3727	Indications for Catheterization
1.2.840.10008.6.1.228	CID 3728	Cath Findings
1.2.840.10008.6.1.229	CID 3729	Admission Status
1.2.840.10008.6.1.230	CID 3730	Insurance Payor
1.2.840.10008.6.1.231	CID 3733	Primary Cause of Death
1.2.840.10008.6.1.232	CID 3735	Acute Coronary Syndrome Time Period
1.2.840.10008.6.1.233	CID 3736	NYHA Classification
1.2.840.10008.6.1.234	CID 3737	Non-invasive Test - Ischemia
1.2.840.10008.6.1.235	CID 3738	Pre-Cath Angina Type
1.2.840.10008.6.1.236	CID 3739	Cath Procedure Type
1.2.840.10008.6.1.237	CID 3740	Thrombolytic Administration
1.2.840.10008.6.1.238	CID 3741	Medication Administration, Lab Visit
1.2.840.10008.6.1.239	CID 3742	Medication Administration, PCI
1.2.840.10008.6.1.240	CID 3743	Clopidogrel/Ticlopidine Administration
1.2.840.10008.6.1.241	CID 3744	EF Testing Method
1.2.840.10008.6.1.242	CID 3745	Calculation Method
1.2.840.10008.6.1.243	CID 3746	Percutaneous Entry Site
1.2.840.10008.6.1.244	CID 3747	Percutaneous Closure
1.2.840.10008.6.1.245	CID 3748	Angiographic EF Testing Method
1.2.840.10008.6.1.246	CID 3749	PCI Procedure Result
1.2.840.10008.6.1.247	CID 3750	Previously Dilated Lesion
1.2.840.10008.6.1.248	CID 3752	Guidewire Crossing
1.2.840.10008.6.1.249	CID 3754	Vascular Complications
1.2.840.10008.6.1.250	CID 3755	Cath Complications
1.2.840.10008.6.1.251	CID 3756	Cardiac Patient Risk Factors
1.2.840.10008.6.1.252	CID 3757	Cardiac Diagnostic Procedures
1.2.840.10008.6.1.253	CID 3758	Cardiovascular Family History
1.2.840.10008.6.1.254	CID 3760	Hypertension Therapy
1.2.840.10008.6.1.255	CID 3761	Antilipemic Agents
1.2.840.10008.6.1.256	CID 3762	Antiarrhythmic Agents
1.2.840.10008.6.1.257	CID 3764	Myocardial Infarction Therapies
1.2.840.10008.6.1.258	CID 3769	Concern Types
1.2.840.10008.6.1.259	CID 3770	Problem Status
1.2.840.10008.6.1.260	CID 3772	Health Status
1.2.840.10008.6.1.261	CID 3773	Use Status
1.2.840.10008.6.1.262	CID 3774	Social History
1.2.840.10008.6.1.263	CID 3777	Implanted Devices
1.2.840.10008.6.1.264	CID 3802	Plaque Structures

Context UID	Context Identifier	Context Group Name
1.2.840.10008.6.1.265	CID 3804	Stenosis Measurement Methods
1.2.840.10008.6.1.266	CID 3805	Stenosis Types
1.2.840.10008.6.1.267	CID 3806	Stenosis Shape
1.2.840.10008.6.1.268	CID 3807	Volume Measurement Methods
1.2.840.10008.6.1.269	CID 3808	Aneurysm Types
1.2.840.10008.6.1.270	CID 3809	Associated Conditions
1.2.840.10008.6.1.271	CID 3810	Vascular Morphology
1.2.840.10008.6.1.272	CID 3813	Stent Findings
1.2.840.10008.6.1.273	CID 3814	Stent Composition
1.2.840.10008.6.1.274	CID 3815	Source of Vascular Finding
1.2.840.10008.6.1.275	CID 3817	Vascular Sclerosis Types
1.2.840.10008.6.1.276	CID 3820	Non-invasive Vascular Procedures
1.2.840.10008.6.1.277	CID 3821	Papillary Muscle Included/Excluded
1.2.840.10008.6.1.278	CID 3823	Respiratory Status
1.2.840.10008.6.1.279	CID 3826	Heart Rhythm
1.2.840.10008.6.1.280	CID 3827	Vessel Segments
1.2.840.10008.6.1.281	CID 3829	Pulmonary Arteries
1.2.840.10008.6.1.282	CID 3831	Stenosis Length
1.2.840.10008.6.1.283	CID 3832	Stenosis Grade
1.2.840.10008.6.1.284	CID 3833	Cardiac Ejection Fraction
1.2.840.10008.6.1.285	CID 3835	Cardiac Volume Measurements
1.2.840.10008.6.1.286	CID 3836	Time-based Perfusion Measurements
1.2.840.10008.6.1.287	CID 3837	Fiducial Feature
1.2.840.10008.6.1.288	CID 3838	Diameter Derivation
1.2.840.10008.6.1.289	CID 3839	Coronary Veins
1.2.840.10008.6.1.290	CID 3840	Pulmonary Veins
1.2.840.10008.6.1.291	CID 3843	Myocardial Subsegment
1.2.840.10008.6.1.292	CID 4005	Partial View Section for Mammography
1.2.840.10008.6.1.293	CID 4009	DX Anatomy Imaged
1.2.840.10008.6.1.294	CID 4010	DX View
1.2.840.10008.6.1.295	CID 4011	DX View Modifier
1.2.840.10008.6.1.296	CID 4012	Projection Eponymous Name
1.2.840.10008.6.1.297	CID 4013	Anatomic Region for Mammography
1.2.840.10008.6.1.298	CID 4014	View for Mammography
1.2.840.10008.6.1.299	CID 4015	View Modifier for Mammography
1.2.840.10008.6.1.300	CID 4016	Anatomic Region for Intra-oral Radiography
1.2.840.10008.6.1.301	CID 4017	Anatomic Region Modifier for Intra-oral Radiography
1.2.840.10008.6.1.302	CID 4018	Primary Anatomic Structure for Intra-oral Radiography (Permanent Dentition - Designation of Teeth)
1.2.840.10008.6.1.303	CID 4019	Primary Anatomic Structure for Intra-oral Radiography (Deciduous Dentition - Designation of Teeth)
1.2.840.10008.6.1.304	CID 4020	PET Radionuclide

Context UID	Context Identifier	Context Group Name
1.2.840.10008.6.1.305	CID 4021	PET Radiopharmaceutical
1.2.840.10008.6.1.306	CID 4028	Craniofacial Anatomic Regions
1.2.840.10008.6.1.307	CID 4030	CT, MR and PET Anatomy Imaged
1.2.840.10008.6.1.308	CID 4031	Common Anatomic Regions
1.2.840.10008.6.1.309	CID 4032	MR Spectroscopy Metabolites
1.2.840.10008.6.1.310	CID 4033	MR Proton Spectroscopy Metabolites
1.2.840.10008.6.1.311	CID 4040	Endoscopy Anatomic Regions
1.2.840.10008.6.1.312	CID 4042	XA/XRF Anatomy Imaged
1.2.840.10008.6.1.313	CID 4050	Drug or Contrast Agent Characteristics
1.2.840.10008.6.1.314	CID 4051	General Devices
1.2.840.10008.6.1.315	CID 4052	Phantom Devices
1.2.840.10008.6.1.316	CID 4200	Ophthalmic Imaging Agent
1.2.840.10008.6.1.317	CID 4201	Patient Eye Movement Command
1.2.840.10008.6.1.318	CID 4202	Ophthalmic Photography Acquisition Device
1.2.840.10008.6.1.319	CID 4203	Ophthalmic Photography Illumination
1.2.840.10008.6.1.320	CID 4204	Ophthalmic Filter
1.2.840.10008.6.1.321	CID 4205	Ophthalmic Lens
1.2.840.10008.6.1.322	CID 4206	Ophthalmic Channel Description
1.2.840.10008.6.1.323	CID 4207	Ophthalmic Image Position
1.2.840.10008.6.1.324	CID 4208	Mydriatic Agent
1.2.840.10008.6.1.325	CID 4209	Ophthalmic Anatomic Structure Imaged
1.2.840.10008.6.1.326	CID 4210	Ophthalmic Tomography Acquisition Device
1.2.840.10008.6.1.327	CID 4211	Ophthalmic OCT Anatomic Structure Imaged
1.2.840.10008.6.1.328	CID 5000	Languages
1.2.840.10008.6.1.329	CID 5001	Countries
1.2.840.10008.6.1.330	CID 6000	Overall Breast Composition
1.2.840.10008.6.1.331	CID 6001	Overall Breast Composition from BI-RADS®
1.2.840.10008.6.1.332	CID 6002	Change Since Last Mammogram or Prior Surgery
1.2.840.10008.6.1.333	CID 6003	Change Since Last Mammogram or Prior Surgery from BI-RADS®
1.2.840.10008.6.1.334	CID 6004	Mammography Characteristics of Shape
1.2.840.10008.6.1.335	CID 6005	Characteristics of Shape from BI-RADS®
1.2.840.10008.6.1.336	CID 6006	Mammography Characteristics of Margin
1.2.840.10008.6.1.337	CID 6007	Characteristics of Margin from BI-RADS®
1.2.840.10008.6.1.338	CID 6008	Density Modifier
1.2.840.10008.6.1.339	CID 6009	Density Modifier from BI-RADS®
1.2.840.10008.6.1.340	CID 6010	Mammography Calcification Types
1.2.840.10008.6.1.341	CID 6011	Calcification Types from BI-RADS®
1.2.840.10008.6.1.342	CID 6012	Calcification Distribution Modifier
1.2.840.10008.6.1.343	CID 6013	Calcification Distribution Modifier from BI-RADS®
1.2.840.10008.6.1.344	CID 6014	Mammography Single Image Finding
1.2.840.10008.6.1.345	CID 6015	Single Image Finding from BI-RADS®

Context UID	Context Identifier	Context Group Name
1.2.840.10008.6.1.346	CID 6016	Mammography Composite Feature
1.2.840.10008.6.1.347	CID 6017	Composite Feature from BI-RADS®
1.2.840.10008.6.1.348	CID 6018	Clockface Location or Region
1.2.840.10008.6.1.349	CID 6019	Clockface Location or Region from BI-RADS®
1.2.840.10008.6.1.350	CID 6020	Quadrant Location
1.2.840.10008.6.1.351	CID 6021	Quadrant Location from BI-RADS®
1.2.840.10008.6.1.352	CID 6022	Side
1.2.840.10008.6.1.353	CID 6023	Side from BI-RADS®
1.2.840.10008.6.1.354	CID 6024	Depth
1.2.840.10008.6.1.355	CID 6025	Depth from BI-RADS®
1.2.840.10008.6.1.356	CID 6026	Mammography Assessment
1.2.840.10008.6.1.357	CID 6027	Assessment from BI-RADS®
1.2.840.10008.6.1.358	CID 6028	Mammography Recommended Follow-up
1.2.840.10008.6.1.359	CID 6029	Recommended Follow-up from BI-RADS®
1.2.840.10008.6.1.360	CID 6030	Mammography Pathology Codes
1.2.840.10008.6.1.361	CID 6031	Benign Pathology Codes from BI-RADS®
1.2.840.10008.6.1.362	CID 6032	High Risk Lesions Pathology Codes from BI-RADS®
1.2.840.10008.6.1.363	CID 6033	Malignant Pathology Codes from BI-RADS®
1.2.840.10008.6.1.364	CID 6034	Intended Use of CAD Output
1.2.840.10008.6.1.365	CID 6035	Composite Feature Relations
1.2.840.10008.6.1.366	CID 6036	Scope of Feature
1.2.840.10008.6.1.367	CID 6037	Mammography Quantitative Temporal Difference Type
1.2.840.10008.6.1.368	CID 6038	Mammography Qualitative Temporal Difference Type
1.2.840.10008.6.1.369	CID 6039	Nipple Characteristic
1.2.840.10008.6.1.370	CID 6040	Non-lesion Object Type
1.2.840.10008.6.1.371	CID 6041	Mammography Image Quality Finding
1.2.840.10008.6.1.372	CID 6042	Status of Results
1.2.840.10008.6.1.373	CID 6043	Types of Mammography CAD Analysis
1.2.840.10008.6.1.374	CID 6044	Types of Image Quality Assessment
1.2.840.10008.6.1.375	CID 6045	Mammography Types of Quality Control Standard
1.2.840.10008.6.1.376	CID 6046	Units of Follow-up Interval
1.2.840.10008.6.1.377	CID 6047	CAD Processing and Findings Summary
1.2.840.10008.6.1.378	CID 6048	CAD Operating Point Axis Label
1.2.840.10008.6.1.379	CID 6050	Breast Procedure Reported
1.2.840.10008.6.1.380	CID 6051	Breast Procedure Reason
1.2.840.10008.6.1.381	CID 6052	Breast Imaging Report Section Title
1.2.840.10008.6.1.382	CID 6053	Breast Imaging Report Elements
1.2.840.10008.6.1.383	CID 6054	Breast Imaging Findings
1.2.840.10008.6.1.384	CID 6055	Breast Clinical Finding or Indicated Problem
1.2.840.10008.6.1.385	CID 6056	Associated Findings for Breast
1.2.840.10008.6.1.386	CID 6057	Ductography Findings for Breast
1.2.840.10008.6.1.387	CID 6058	Procedure Modifiers for Breast

Context UID	Context Identifier	Context Group Name
1.2.840.10008.6.1.388	CID 6059	Breast Implant Types
1.2.840.10008.6.1.389	CID 6060	Breast Biopsy Techniques
1.2.840.10008.6.1.390	CID 6061	Breast Imaging Procedure Modifiers
1.2.840.10008.6.1.391	CID 6062	Interventional Procedure Complications
1.2.840.10008.6.1.392	CID 6063	Interventional Procedure Results
1.2.840.10008.6.1.393	CID 6064	Ultrasound Findings for Breast
1.2.840.10008.6.1.394	CID 6065	Instrument Approach
1.2.840.10008.6.1.395	CID 6066	Target Confirmation
1.2.840.10008.6.1.396	CID 6067	Fluid Color
1.2.840.10008.6.1.397	CID 6068	Tumor Stages From AJCC
1.2.840.10008.6.1.398	CID 6069	Nottingham Combined Histologic Grade
1.2.840.10008.6.1.399	CID 6070	Bloom-Richardson Histologic Grade
1.2.840.10008.6.1.400	CID 6071	Histologic Grading Method
1.2.840.10008.6.1.401	CID 6072	Breast Implant Findings
1.2.840.10008.6.1.402	CID 6080	Gynecological Hormones
1.2.840.10008.6.1.403	CID 6081	Breast Cancer Risk Factors
1.2.840.10008.6.1.404	CID 6082	Gynecological Procedures
1.2.840.10008.6.1.405	CID 6083	Procedures for Breast
1.2.840.10008.6.1.406	CID 6084	Mammoplasty Procedures
1.2.840.10008.6.1.407	CID 6085	Therapies for Breast
1.2.840.10008.6.1.408	CID 6086	Menopausal Phase
1.2.840.10008.6.1.409	CID 6087	General Risk Factors
1.2.840.10008.6.1.410	CID 6088	OB-GYN Maternal Risk Factors
1.2.840.10008.6.1.411	CID 6089	Substances
1.2.840.10008.6.1.412	CID 6090	Relative Usage, Exposure Amount
1.2.840.10008.6.1.413	CID 6091	Relative Frequency of Event Values
1.2.840.10008.6.1.414	CID 6092	Quantitative Concepts for Usage, Exposure
1.2.840.10008.6.1.415	CID 6093	Qualitative Concepts for Usage, Exposure Amount
1.2.840.10008.6.1.416	CID 6094	Qualitative Concepts for Usage, Exposure Frequency
1.2.840.10008.6.1.417	CID 6095	Numeric Properties of Procedures
1.2.840.10008.6.1.418	CID 6096	Pregnancy Status
1.2.840.10008.6.1.419	CID 6097	Side of Family
1.2.840.10008.6.1.420	CID 6100	Chest Component Categories
1.2.840.10008.6.1.421	CID 6101	Chest Finding or Feature
1.2.840.10008.6.1.422	CID 6102	Chest Finding or Feature Modifier
1.2.840.10008.6.1.423	CID 6103	Abnormal Lines Finding or Feature
1.2.840.10008.6.1.424	CID 6104	Abnormal Opacity Finding or Feature
1.2.840.10008.6.1.425	CID 6105	Abnormal Lucency Finding or Feature
1.2.840.10008.6.1.426	CID 6106	Abnormal Texture Finding or Feature
1.2.840.10008.6.1.427	CID 6107	Width Descriptor
1.2.840.10008.6.1.428	CID 6108	Chest Anatomic Structure Abnormal Distribution
1.2.840.10008.6.1.429	CID 6109	Radiographic Anatomy Finding or Feature

Context UID	Context Identifier	Context Group Name
1.2.840.10008.6.1.430	CID 6110	Lung Anatomy Finding or Feature
1.2.840.10008.6.1.431	CID 6111	Bronchovascular Anatomy Finding or Feature
1.2.840.10008.6.1.432	CID 6112	Pleura Anatomy Finding or Feature
1.2.840.10008.6.1.433	CID 6113	Mediastinum Anatomy Finding or Feature
1.2.840.10008.6.1.434	CID 6114	Osseous Anatomy Finding or Feature
1.2.840.10008.6.1.435	CID 6115	Osseous Anatomy Modifiers
1.2.840.10008.6.1.436	CID 6116	Muscular Anatomy
1.2.840.10008.6.1.437	CID 6117	Vascular Anatomy
1.2.840.10008.6.1.438	CID 6118	Size Descriptor
1.2.840.10008.6.1.439	CID 6119	Chest Border Shape
1.2.840.10008.6.1.440	CID 6120	Chest Border Definition
1.2.840.10008.6.1.441	CID 6121	Chest Orientation Descriptor
1.2.840.10008.6.1.442	CID 6122	Chest Content Descriptor
1.2.840.10008.6.1.443	CID 6123	Chest Opacity Descriptor
1.2.840.10008.6.1.444	CID 6124	Location in Chest
1.2.840.10008.6.1.445	CID 6125	General Chest Location
1.2.840.10008.6.1.446	CID 6126	Location in Lung
1.2.840.10008.6.1.447	CID 6127	Segment Location in Lung
1.2.840.10008.6.1.448	CID 6128	Chest Distribution Descriptor
1.2.840.10008.6.1.449	CID 6129	Chest Site Involvement
1.2.840.10008.6.1.450	CID 6130	Severity Descriptor
1.2.840.10008.6.1.451	CID 6131	Chest Texture Descriptor
1.2.840.10008.6.1.452	CID 6132	Chest Calcification Descriptor
1.2.840.10008.6.1.453	CID 6133	Chest Quantitative Temporal Difference Type
1.2.840.10008.6.1.454	CID 6134	Chest Qualitative Temporal Difference Type
1.2.840.10008.6.1.455	CID 6135	Image Quality Finding
1.2.840.10008.6.1.456	CID 6136	Chest Types of Quality Control Standard
1.2.840.10008.6.1.457	CID 6137	Types of CAD Analysis
1.2.840.10008.6.1.458	CID 6138	Chest Non-lesion Object Type
1.2.840.10008.6.1.459	CID 6139	Non-lesion Modifiers
1.2.840.10008.6.1.460	CID 6140	Calculation Methods
1.2.840.10008.6.1.461	CID 6141	Attenuation Coefficient Measurements
1.2.840.10008.6.1.462	CID 6142	Calculated Value
1.2.840.10008.6.1.463	CID 6143	Lesion Response
1.2.840.10008.6.1.464	CID 6144	RECIST Defined Lesion Response
1.2.840.10008.6.1.465	CID 6145	Baseline Category
1.2.840.10008.6.1.466	CID 6151	Background Echotexture
1.2.840.10008.6.1.467	CID 6152	Orientation
1.2.840.10008.6.1.468	CID 6153	Lesion Boundary
1.2.840.10008.6.1.469	CID 6154	Echo Pattern
1.2.840.10008.6.1.470	CID 6155	Posterior Acoustic Features
1.2.840.10008.6.1.471	CID 6157	Vascularity

Context UID	Context Identifier	Context Group Name
1.2.840.10008.6.1.472	CID 6158	Correlation to Other Findings
1.2.840.10008.6.1.473	CID 6159	Malignancy Type
1.2.840.10008.6.1.474	CID 6160	Breast Primary Tumor Assessment From AJCC
1.2.840.10008.6.1.475	CID 6161	Clinical Regional Lymph Node Assessment for Breast
1.2.840.10008.6.1.476	CID 6162	Assessment of Metastasis for Breast
1.2.840.10008.6.1.477	CID 6163	Menstrual Cycle Phase
1.2.840.10008.6.1.478	CID 6164	Time Intervals
1.2.840.10008.6.1.479	CID 6165	Breast Linear Measurements
1.2.840.10008.6.1.480	CID 6166	CAD Geometry Secondary Graphical Representation
1.2.840.10008.6.1.481	CID 7000	Diagnostic Imaging Report Document Titles
1.2.840.10008.6.1.482	CID 7001	Diagnostic Imaging Report Headings
1.2.840.10008.6.1.483	CID 7002	Diagnostic Imaging Report Elements
1.2.840.10008.6.1.484	CID 7003	Diagnostic Imaging Report Purposes of Reference
1.2.840.10008.6.1.485	CID 7004	Waveform Purposes of Reference
1.2.840.10008.6.1.486	CID 7005	Contributing Equipment Purposes of Reference
1.2.840.10008.6.1.487	CID 7006	SR Document Purposes of Reference
1.2.840.10008.6.1.488	CID 7007	Signature Purpose
1.2.840.10008.6.1.489	CID 7008	Media Import
1.2.840.10008.6.1.490	CID 7010	Key Object Selection Document Title
1.2.840.10008.6.1.491	CID 7011	Rejected for Quality Reasons
1.2.840.10008.6.1.492	CID 7012	Best in Set
1.2.840.10008.6.1.493	CID 7020	Document Titles
1.2.840.10008.6.1.494	CID 7100	RCS Registration Method Type
1.2.840.10008.6.1.495	CID 7101	Brain Atlas Fiducials
1.2.840.10008.6.1.496	CID 7150	Segmentation Property Categories
1.2.840.10008.6.1.497	CID 7151	Segmentation Property Types
1.2.840.10008.6.1.498	CID 7152	Cardiac Structure Segmentation Types
1.2.840.10008.6.1.499	CID 7153	CNS Segmentation Types
1.2.840.10008.6.1.500	CID 7154	Abdominal Segmentation Types
1.2.840.10008.6.1.501	CID 7155	Thoracic Segmentation Types
1.2.840.10008.6.1.502	CID 7156	Vascular Segmentation Types
1.2.840.10008.6.1.503	CID 7157	Device Segmentation Types
1.2.840.10008.6.1.504	CID 7158	Artifact Segmentation Types
1.2.840.10008.6.1.505	CID 7159	Lesion Segmentation Types
1.2.840.10008.6.1.506	CID 7160	Pelvic Organ Segmentation Types
1.2.840.10008.6.1.507	CID 7161	Physiology Segmentation Types
1.2.840.10008.6.1.508	CID 7201	Referenced Image Purposes of Reference
1.2.840.10008.6.1.509	CID 7202	Source Image Purposes of Reference
1.2.840.10008.6.1.510	CID 7203	Image Derivation
1.2.840.10008.6.1.511	CID 7205	Purpose of Reference to Alternate Representation
1.2.840.10008.6.1.512	CID 7210	Related Series Purposes of Reference
1.2.840.10008.6.1.513	CID 7250	Multi-Frame Subset Type



Context UID	Context Identifier	Context Group Name
1.2.840.10008.6.1.514	CID 7450	Person Roles
1.2.840.10008.6.1.515	CID 7451	Family Member
1.2.840.10008.6.1.516	CID 7452	Organizational Roles
1.2.840.10008.6.1.517	CID 7453	Performing Roles
1.2.840.10008.6.1.518	CID 7454	Animal Taxonomic Rank Values
1.2.840.10008.6.1.519	CID 7455	Sex
1.2.840.10008.6.1.520	CID 7456	Units of Measure for Age
1.2.840.10008.6.1.521	CID 7460	Units of Linear Measurement
1.2.840.10008.6.1.522	CID 7461	Units of Area Measurement
1.2.840.10008.6.1.523	CID 7462	Units of Volume Measurement
1.2.840.10008.6.1.524	CID 7470	Linear Measurements
1.2.840.10008.6.1.525	CID 7471	Area Measurements
1.2.840.10008.6.1.526	CID 7472	Volume Measurements
1.2.840.10008.6.1.527	CID 7473	General Area Calculation Methods
1.2.840.10008.6.1.528	CID 7474	General Volume Calculation Methods
1.2.840.10008.6.1.529	CID 7480	Breed
1.2.840.10008.6.1.530	CID 7481	Breed Registry
1.2.840.10008.6.1.531	CID 9231	Workitem Definition
1.2.840.10008.6.1.532	CID 9232	Non-DICOM Output Types (Retired)
1.2.840.10008.6.1.533	CID 9300	Procedure Discontinuation Reasons
1.2.840.10008.6.1.534	CID 10000	Scope of Accumulation
1.2.840.10008.6.1.535	CID 10001	UID Types
1.2.840.10008.6.1.536	CID 10002	Irradiation Event Types
1.2.840.10008.6.1.537	CID 10003	Equipment Plane Identification
1.2.840.10008.6.1.538	CID 10004	Fluoro Modes
1.2.840.10008.6.1.539	CID 10006	X-Ray Filter Materials
1.2.840.10008.6.1.540	CID 10007	X-Ray Filter Types
1.2.840.10008.6.1.541	CID 10008	Dose Related Distance Measurements
1.2.840.10008.6.1.542	CID 10009	Measured/Calculated
1.2.840.10008.6.1.543	CID 10010	Dose Measurement Devices
1.2.840.10008.6.1.544	CID 10011	Effective Dose Evaluation Method
1.2.840.10008.6.1.545	CID 10013	CT Acquisition Type
1.2.840.10008.6.1.546	CID 10014	Contrast Imaging Technique
1.2.840.10008.6.1.547	CID 10015	CT Dose Reference Authorities
1.2.840.10008.6.1.548	CID 10016	Anode Target Material
1.2.840.10008.6.1.549	CID 10017	X-Ray Grid
1.2.840.10008.6.1.550	CID 12001	Ultrasound Protocol Types
1.2.840.10008.6.1.551	CID 12002	Ultrasound Protocol Stage Types
1.2.840.10008.6.1.552	CID 12003	OB-GYN Dates
1.2.840.10008.6.1.553	CID 12004	Fetal Biometry Ratios
1.2.840.10008.6.1.554	CID 12005	Fetal Biometry Measurements
1.2.840.10008.6.1.555	CID 12006	Fetal Long Bones Biometry Measurements

Context UID	Context Identifier	Context Group Name
1.2.840.10008.6.1.556	CID 12007	Fetal Cranium
1.2.840.10008.6.1.557	CID 12008	OB-GYN Amniotic Sac
1.2.840.10008.6.1.558	CID 12009	Early Gestation Biometry Measurements
1.2.840.10008.6.1.559	CID 12011	Ultrasound Pelvis and Uterus
1.2.840.10008.6.1.560	CID 12012	OB Equations and Tables
1.2.840.10008.6.1.561	CID 12013	Gestational Age Equations and Tables
1.2.840.10008.6.1.562	CID 12014	OB Fetal Body Weight Equations and Tables
1.2.840.10008.6.1.563	CID 12015	Fetal Growth Equations and Tables
1.2.840.10008.6.1.564	CID 12016	Estimated Fetal Weight Percentile Equations and Tables
1.2.840.10008.6.1.565	CID 12017	Growth Distribution Rank
1.2.840.10008.6.1.566	CID 12018	OB-GYN Summary
1.2.840.10008.6.1.567	CID 12019	OB-GYN Fetus Summary
1.2.840.10008.6.1.568	CID 12101	Vascular Summary
1.2.840.10008.6.1.569	CID 12102	Temporal Periods Relating to Procedure or Therapy
1.2.840.10008.6.1.570	CID 12103	Vascular Ultrasound Anatomic Location
1.2.840.10008.6.1.571	CID 12104	Extracranial Arteries
1.2.840.10008.6.1.572	CID 12105	Intracranial Cerebral Vessels
1.2.840.10008.6.1.573	CID 12106	Intracranial Cerebral Vessels (Unilateral)
1.2.840.10008.6.1.574	CID 12107	Upper Extremity Arteries
1.2.840.10008.6.1.575	CID 12108	Upper Extremity Veins
1.2.840.10008.6.1.576	CID 12109	Lower Extremity Arteries
1.2.840.10008.6.1.577	CID 12110	Lower Extremity Veins
1.2.840.10008.6.1.578	CID 12111	Abdominal Arteries (Lateral)
1.2.840.10008.6.1.579	CID 12112	Abdominal Arteries (Unilateral)
1.2.840.10008.6.1.580	CID 12113	Abdominal Veins (Lateral)
1.2.840.10008.6.1.581	CID 12114	Abdominal Veins (Unilateral)
1.2.840.10008.6.1.582	CID 12115	Renal Vessels
1.2.840.10008.6.1.583	CID 12116	Vessel Segment Modifiers
1.2.840.10008.6.1.584	CID 12117	Vessel Branch Modifiers
1.2.840.10008.6.1.585	CID 12119	Vascular Ultrasound Property
1.2.840.10008.6.1.586	CID 12120	Blood Velocity Measurements by Ultrasound
1.2.840.10008.6.1.587	CID 12121	Vascular Indices and Ratios
1.2.840.10008.6.1.588	CID 12122	Other Vascular Properties
1.2.840.10008.6.1.589	CID 12123	Carotid Ratios
1.2.840.10008.6.1.590	CID 12124	Renal Ratios
1.2.840.10008.6.1.591	CID 12140	Pelvic Vasculature Anatomical Location
1.2.840.10008.6.1.592	CID 12141	Fetal Vasculature Anatomical Location
1.2.840.10008.6.1.593	CID 12200	Echocardiography Left Ventricle
1.2.840.10008.6.1.594	CID 12201	Left Ventricle Linear
1.2.840.10008.6.1.595	CID 12202	Left Ventricle Volume
1.2.840.10008.6.1.596	CID 12203	Left Ventricle Other

Context UID	Context Identifier	Context Group Name
1.2.840.10008.6.1.597	CID 12204	Echocardiography Right Ventricle
1.2.840.10008.6.1.598	CID 12205	Echocardiography Left Atrium
1.2.840.10008.6.1.599	CID 12206	Echocardiography Right Atrium
1.2.840.10008.6.1.600	CID 12207	Echocardiography Mitral Valve
1.2.840.10008.6.1.601	CID 12208	Echocardiography Tricuspid Valve
1.2.840.10008.6.1.602	CID 12209	Echocardiography Pulmonic Valve
1.2.840.10008.6.1.603	CID 12210	Echocardiography Pulmonary Artery
1.2.840.10008.6.1.604	CID 12211	Echocardiography Aortic Valve
1.2.840.10008.6.1.605	CID 12212	Echocardiography Aorta
1.2.840.10008.6.1.606	CID 12214	Echocardiography Pulmonary Veins
1.2.840.10008.6.1.607	CID 12215	Echocardiography Vena Cavae
1.2.840.10008.6.1.608	CID 12216	Echocardiography Hepatic Veins
1.2.840.10008.6.1.609	CID 12217	Echocardiography Cardiac Shunt
1.2.840.10008.6.1.610	CID 12218	Echocardiography Congenital
1.2.840.10008.6.1.611	CID 12219	Pulmonary Vein Modifiers
1.2.840.10008.6.1.612	CID 12220	Echocardiography Common Measurements
1.2.840.10008.6.1.613	CID 12221	Flow Direction
1.2.840.10008.6.1.614	CID 12222	Orifice Flow Properties
1.2.840.10008.6.1.615	CID 12223	Echocardiography Stroke Volume Origin
1.2.840.10008.6.1.616	CID 12224	Ultrasound Image Modes
1.2.840.10008.6.1.617	CID 12226	Echocardiography Image View
1.2.840.10008.6.1.618	CID 12227	Echocardiography Measurement Method
1.2.840.10008.6.1.619	CID 12228	Echocardiography Volume Methods
1.2.840.10008.6.1.620	CID 12229	Echocardiography Area Methods
1.2.840.10008.6.1.621	CID 12230	Gradient Methods
1.2.840.10008.6.1.622	CID 12231	Volume Flow Methods
1.2.840.10008.6.1.623	CID 12232	Myocardium Mass Methods
1.2.840.10008.6.1.624	CID 12233	Cardiac Phase
1.2.840.10008.6.1.625	CID 12234	Respiration State
1.2.840.10008.6.1.626	CID 12235	Mitral Valve Anatomic Sites
1.2.840.10008.6.1.627	CID 12236	Echo Anatomic Sites
1.2.840.10008.6.1.628	CID 12237	Echocardiography Anatomic Site Modifiers
1.2.840.10008.6.1.629	CID 12238	Wall Motion Scoring Schemes
1.2.840.10008.6.1.630	CID 12239	Cardiac Output Properties
1.2.840.10008.6.1.631	CID 12240	Left Ventricle Area
1.2.840.10008.6.1.632	CID 12241	Tricuspid Valve Finding Sites
1.2.840.10008.6.1.633	CID 12242	Aortic Valve Finding Sites
1.2.840.10008.6.1.634	CID 12243	Left Ventricle Finding Sites
1.2.840.10008.6.1.635	CID 12244	Congenital Finding Sites
1.2.840.10008.6.1.636	CID 7162	Surface Processing Algorithm Families
1.2.840.10008.6.1.637	CID 3207	Stress Test Procedure Phases
1.2.840.10008.6.1.638	CID 3778	Stages

Context UID	Context Identifier	Context Group Name
1.2.840.10008.6.1.735	CID 252	S-M-L Size Descriptor
1.2.840.10008.6.1.736	CID 3016	Major Coronary Arteries
1.2.840.10008.6.1.737	CID 3083	Units of Radioactivity
1.2.840.10008.6.1.738	CID 3102	Rest-Stress
1.2.840.10008.6.1.739	CID 3106	PET Cardiology Protocols
1.2.840.10008.6.1.740	CID 3107	PET Cardiology Radiopharmaceuticals
1.2.840.10008.6.1.741	CID 3108	NM/PET Procedures
1.2.840.10008.6.1.742	CID 3110	Nuclear Cardiology Protocols
1.2.840.10008.6.1.743	CID 3111	Nuclear Cardiology Radiopharmaceuticals
1.2.840.10008.6.1.744	CID 3112	Attenuation Correction
1.2.840.10008.6.1.745	CID 3113	Types of Perfusion Defects
1.2.840.10008.6.1.746	CID 3114	Study Quality
1.2.840.10008.6.1.747	CID 3115	Stress Imaging Quality Issues
1.2.840.10008.6.1.748	CID 3116	NM Extracardiac Findings
1.2.840.10008.6.1.749	CID 3117	Attenuation Correction Methods
1.2.840.10008.6.1.750	CID 3118	Level of Risk
1.2.840.10008.6.1.751	CID 3119	LV Function
1.2.840.10008.6.1.752	CID 3120	Perfusion Findings
1.2.840.10008.6.1.753	CID 3121	Perfusion Morphology
1.2.840.10008.6.1.754	CID 3122	Ventricular Enlargement
1.2.840.10008.6.1.755	CID 3200	Stress Test Procedure
1.2.840.10008.6.1.756	CID 3201	Indications for Stress Test
1.2.840.10008.6.1.757	CID 3202	Chest Pain
1.2.840.10008.6.1.758	CID 3203	Exerciser Device
1.2.840.10008.6.1.759	CID 3204	Stress Agents
1.2.840.10008.6.1.760	CID 3205	Indications for Pharmacological Stress Test
1.2.840.10008.6.1.761	CID 3206	Non-invasive Cardiac Imaging Procedures
1.2.840.10008.6.1.763	CID 3208	Summary Codes Exercise ECG
1.2.840.10008.6.1.764	CID 3209	Summary Codes Stress Imaging
1.2.840.10008.6.1.765	CID 3210	Speed of Response
1.2.840.10008.6.1.766	CID 3211	BP Response
1.2.840.10008.6.1.767	CID 3212	Treadmill Speed
1.2.840.10008.6.1.768	CID 3213	Stress Hemodynamic Findings
1.2.840.10008.6.1.769	CID 3215	Perfusion Finding Method
1.2.840.10008.6.1.770	CID 3217	Comparison Finding
1.2.840.10008.6.1.771	CID 3220	Stress Symptoms
1.2.840.10008.6.1.772	CID 3221	Stress Test Termination Reasons
1.2.840.10008.6.1.773	CID 3227	QTc Measurements
1.2.840.10008.6.1.774	CID 3228	ECG Timing Measurements
1.2.840.10008.6.1.775	CID 3229	ECG Axis Measurements
1.2.840.10008.6.1.776	CID 3230	ECG Findings
1.2.840.10008.6.1.777	CID 3231	ST Segment Findings

Context UID	Context Identifier	Context Group Name
1.2.840.10008.6.1.778	CID 3232	ST Segment Location
1.2.840.10008.6.1.779	CID 3233	ST Segment Morphology
1.2.840.10008.6.1.780	CID 3234	Ectopic Beat Morphology
1.2.840.10008.6.1.781	CID 3235	Perfusion Comparison Findings
1.2.840.10008.6.1.782	CID 3236	Tolerance Comparison Findings
1.2.840.10008.6.1.783	CID 3237	Wall Motion Comparison Findings
1.2.840.10008.6.1.784	CID 3238	Stress Scoring Scales
1.2.840.10008.6.1.785	CID 3239	Perceived Exertion Scales
1.2.840.10008.6.1.786	CID 3463	Ventricle Identification
1.2.840.10008.6.1.787	CID 6200	Colon Overall Assessment
1.2.840.10008.6.1.788	CID 6201	Colon Finding or Feature
1.2.840.10008.6.1.789	CID 6202	Colon Finding or Feature Modifier
1.2.840.10008.6.1.790	CID 6203	Colon Non-lesion Object Type
1.2.840.10008.6.1.791	CID 6204	Anatomic Non-colon Findings
1.2.840.10008.6.1.792	CID 6205	Clockface Location for Colon
1.2.840.10008.6.1.793	CID 6206	Recumbent Patient Orientation for Colon
1.2.840.10008.6.1.794	CID 6207	Colon Quantitative Temporal Difference Type
1.2.840.10008.6.1.795	CID 6208	Colon Types of Quality Control Standard
1.2.840.10008.6.1.796	CID 6209	Colon Morphology Descriptor
1.2.840.10008.6.1.797	CID 6210	Location in Intestinal Tract
1.2.840.10008.6.1.798	CID 6211	Colon CAD Material Description
1.2.840.10008.6.1.799	CID 6212	Calculated Value for Colon Findings
1.2.840.10008.6.1.800	CID 4214	Ophthalmic Horizontal Directions
1.2.840.10008.6.1.801	CID 4215	Ophthalmic Vertical Directions
1.2.840.10008.6.1.802	CID 4216	Ophthalmic Visual Acuity Type
1.2.840.10008.6.1.803	CID 3004	Arterial Pulse Waveform
1.2.840.10008.6.1.804	CID 3005	Respiration Waveform
1.2.840.10008.6.1.805	CID 12030	Ultrasound Contrast/Bolus Agents
1.2.840.10008.6.1.806	CID 12031	Protocol Interval Events
1.2.840.10008.6.1.807	CID 12032	Transducer Scan Pattern
1.2.840.10008.6.1.808	CID 12033	Ultrasound Transducer Geometry
1.2.840.10008.6.1.809	CID 12034	Ultrasound Transducer Beam Steering
1.2.840.10008.6.1.810	CID 12035	Ultrasound Transducer Application
1.2.840.10008.6.1.811	CID 50	Instance Availability Status
1.2.840.10008.6.1.812	CID 9301	Modality PPS Discontinuation Reasons
1.2.840.10008.6.1.813	CID 9302	Media Import PPS Discontinuation Reasons
1.2.840.10008.6.1.814	CID 7482	DX Anatomy Imaged for Animals
1.2.840.10008.6.1.815	CID 7483	Common Anatomic Regions for Animals
1.2.840.10008.6.1.816	CID 7484	DX View for Animals
1.2.840.10008.6.1.817	CID 7030	Institutional Departments, Units and Services
1.2.840.10008.6.1.818	CID 7009	Purpose of Reference to Predecessor Report
1.2.840.10008.6.1.819	CID 4220	Visual Fixation Quality During Acquisition

Context UID	Context Identifier	Context Group Name
1.2.840.10008.6.1.820	CID 4221	Visual Fixation Quality Problem
1.2.840.10008.6.1.821	CID 4222	Ophthalmic Macular Grid Problem
1.2.840.10008.6.1.822	CID 5002	Organizations
1.2.840.10008.6.1.823	CID 7486	Mixed Breeds
1.2.840.10008.6.1.824	CID 7040	Broselow-Luten Pediatric Size Categories
1.2.840.10008.6.1.825	CID 7042	CMDCTECC Calcium Scoring Patient Size Categories
1.2.840.10008.6.1.826	CID 12245	Cardiac Ultrasound Report Titles
1.2.840.10008.6.1.827	CID 12246	Cardiac Ultrasound Indication for Study
1.2.840.10008.6.1.828	CID 12247	Pediatric, Fetal and Congenital Cardiac Surgical Interventions
1.2.840.10008.6.1.829	CID 12248	Cardiac Ultrasound Summary Codes
1.2.840.10008.6.1.830	CID 12249	Cardiac Ultrasound Fetal Summary Codes
1.2.840.10008.6.1.831	CID 12250	Cardiac Ultrasound Common Linear Measurements
1.2.840.10008.6.1.832	CID 12251	Cardiac Ultrasound Linear Valve Measurements
1.2.840.10008.6.1.833	CID 12252	Cardiac Ultrasound Cardiac Function
1.2.840.10008.6.1.834	CID 12253	Cardiac Ultrasound Area Measurements
1.2.840.10008.6.1.835	CID 12254	Cardiac Ultrasound Hemodynamic Measurements
1.2.840.10008.6.1.836	CID 12255	Cardiac Ultrasound Myocardium Measurements
1.2.840.10008.6.1.837		
1.2.840.10008.6.1.838	CID 12257	Cardiac Ultrasound Left Ventricle
1.2.840.10008.6.1.839	CID 12258	Cardiac Ultrasound Right Ventricle
1.2.840.10008.6.1.840	CID 12259	Cardiac Ultrasound Ventricles Measurements
1.2.840.10008.6.1.841	CID 12260	Cardiac Ultrasound Pulmonary Artery
1.2.840.10008.6.1.842	CID 12261	Cardiac Ultrasound Pulmonary Vein
1.2.840.10008.6.1.843	CID 12262	Cardiac Ultrasound Pulmonary Valve
1.2.840.10008.6.1.844	CID 12263	Cardiac Ultrasound Venous Return Pulmonary Measurements
1.2.840.10008.6.1.845	CID 12264	Cardiac Ultrasound Venous Return Systemic Measurements
1.2.840.10008.6.1.846	CID 12265	Cardiac Ultrasound Atria and Atrial Septum Measurements
1.2.840.10008.6.1.847	CID 12266	Cardiac Ultrasound Mitral Valve
1.2.840.10008.6.1.848	CID 12267	Cardiac Ultrasound Tricuspid Valve
1.2.840.10008.6.1.849	CID 12268	Cardiac Ultrasound Atrioventricular Valves Measurements
1.2.840.10008.6.1.850	CID 12269	Cardiac Ultrasound Interventricular Septum Measurements
1.2.840.10008.6.1.851	CID 12270	Cardiac Ultrasound Aortic Valve
1.2.840.10008.6.1.852	CID 12271	Cardiac Ultrasound Outflow Tracts Measurements
1.2.840.10008.6.1.853	CID 12272	Cardiac Ultrasound Semilunar Valves, Annulate and Sinuses Measurements
1.2.840.10008.6.1.854	CID 12273	Cardiac Ultrasound Aortic Sinotubular Junction
1.2.840.10008.6.1.855	CID 12274	Cardiac Ultrasound Aorta Measurements
1.2.840.10008.6.1.856	CID 12275	Cardiac Ultrasound Coronary Arteries Measurements

Context UID	Context Identifier	Context Group Name
1.2.840.10008.6.1.857	CID 12276	Cardiac Ultrasound Aorto Pulmonary Connections Measurements
1.2.840.10008.6.1.858	CID 12277	Cardiac Ultrasound Pericardium and Pleura Measurements
1.2.840.10008.6.1.859	CID 12279	Cardiac Ultrasound Fetal General Measurements
1.2.840.10008.6.1.860	CID 12280	Cardiac Ultrasound Target Sites
1.2.840.10008.6.1.861	CID 12281	Cardiac Ultrasound Target Site Modifiers
1.2.840.10008.6.1.862	CID 12282	Cardiac Ultrasound Venous Return Systemic Finding Sites
1.2.840.10008.6.1.863	CID 12283	Cardiac Ultrasound Venous Return Pulmonary Finding Sites
1.2.840.10008.6.1.864	CID 12284	Cardiac Ultrasound Atria and Atrial Septum Finding Sites
1.2.840.10008.6.1.865	CID 12285	Cardiac Ultrasound Atrioventricular Valves Finding Sites
1.2.840.10008.6.1.866	CID 12286	Cardiac Ultrasound Interventricular Septum Finding Sites
1.2.840.10008.6.1.867	CID 12287	Cardiac Ultrasound Ventricles Finding Sites
1.2.840.10008.6.1.868	CID 12288	Cardiac Ultrasound Outflow Tracts Finding Sites
1.2.840.10008.6.1.869	CID 12289	Cardiac Ultrasound Semilunar Valves, Annulus and Sinuses Finding Sites
1.2.840.10008.6.1.870	CID 12290	Cardiac Ultrasound Pulmonary Arteries Finding Sites
1.2.840.10008.6.1.871	CID 12291	Cardiac Ultrasound Aorta Finding Sites
1.2.840.10008.6.1.872	CID 12292	Cardiac Ultrasound Coronary Arteries Finding Sites
1.2.840.10008.6.1.873	CID 12293	Cardiac Ultrasound Aortopulmonary Connections Finding Sites
1.2.840.10008.6.1.874	CID 12294	Cardiac Ultrasound Pericardium and Pleura Finding Sites
1.2.840.10008.6.1.876	CID 4230	Ophthalmic Ultrasound Axial Measurements Type
1.2.840.10008.6.1.877	CID 4231	Lens Status
1.2.840.10008.6.1.878	CID 4232	Vitreous Status
1.2.840.10008.6.1.879	CID 4233	Ophthalmic Axial Length Measurements Segment Names
1.2.840.10008.6.1.880	CID 4234	Refractive Surgery Types
1.2.840.10008.6.1.881	CID 4235	Keratometry Descriptors
1.2.840.10008.6.1.882	CID 4236	IOL Calculation Formula
1.2.840.10008.6.1.883	CID 4237	Lens Constant Type
1.2.840.10008.6.1.884	CID 4238	Refractive Error Types
1.2.840.10008.6.1.885	CID 4239	Anterior Chamber Depth Definition
1.2.840.10008.6.1.886	CID 4240	Ophthalmic Measurement or Calculation Data Source
1.2.840.10008.6.1.887	CID 4241	Ophthalmic Axial Length Selection Method
1.2.840.10008.6.1.888		
1.2.840.10008.6.1.889	CID 4243	Ophthalmic Quality Metric Type
1.2.840.10008.6.1.890	CID 4244	Ophthalmic Agent Concentration Units
1.2.840.10008.6.1.891	CID 91	Functional Condition Present During Acquisition

Context UID	Context Identifier	Context Group Name
1.2.840.10008.6.1.892	CID 92	Joint Position During Acquisition
1.2.840.10008.6.1.893	CID 93	Joint Positioning Method
1.2.840.10008.6.1.894	CID 94	Physical Force Applied During Acquisition
1.2.840.10008.6.1.895	CID 3690	ECG Control Variables Numeric
1.2.840.10008.6.1.896	CID 3691	ECG Control Variables Text
1.2.840.10008.6.1.897	CID 8120	WSI Referenced Image Purposes of Reference
1.2.840.10008.6.1.898	CID 8121	Microscopy Lens Type
1.2.840.10008.6.1.899	CID 8122	Microscopy Illuminator and Sensor Color
1.2.840.10008.6.1.900	CID 8123	Microscopy Illumination Method
1.2.840.10008.6.1.901	CID 8124	Microscopy Filter
1.2.840.10008.6.1.902	CID 8125	Microscopy Illuminator Type
1.2.840.10008.6.1.903	CID 400	Audit Event ID
1.2.840.10008.6.1.904	CID 401	Audit Event Type Code
1.2.840.10008.6.1.905	CID 402	Audit Active Participant Role ID Code
1.2.840.10008.6.1.906	CID 403	Security Alert Type Code
1.2.840.10008.6.1.907	CID 404	Audit Participant Object ID Type Code
1.2.840.10008.6.1.908	CID 405	Media Type Code
1.2.840.10008.6.1.909	CID 4250	Visual Field Static Perimetry Test Patterns
1.2.840.10008.6.1.910	CID 4251	Visual Field Static Perimetry Test Strategies
1.2.840.10008.6.1.911	CID 4252	Visual Field Static Perimetry Screening Test Modes
1.2.840.10008.6.1.912	CID 4253	Visual Field Static Perimetry Fixation Strategy
1.2.840.10008.6.1.913	CID 4254	Visual Field Static Perimetry Test Analysis Results
1.2.840.10008.6.1.914	CID 4255	Visual Field Illumination Color
1.2.840.10008.6.1.915	CID 4256	Visual Field Procedure Modifier
1.2.840.10008.6.1.916	CID 4257	Visual Field Global Index Name
1.2.840.10008.6.1.917	CID 7180	Abstract Multi-dimensional Image Model Component Semantics
1.2.840.10008.6.1.918	CID 7181	Abstract Multi-dimensional Image Model Component Units
1.2.840.10008.6.1.919	CID 7182	Abstract Multi-dimensional Image Model Dimension Semantics
1.2.840.10008.6.1.920	CID 7183	Abstract Multi-dimensional Image Model Dimension Units
1.2.840.10008.6.1.921	CID 7184	Abstract Multi-dimensional Image Model Axis Direction
1.2.840.10008.6.1.922	CID 7185	Abstract Multi-dimensional Image Model Axis Orientation
1.2.840.10008.6.1.923	CID 7186	Abstract Multi-dimensional Image Model Qualitative Dimension Sample Semantics
1.2.840.10008.6.1.924	CID 7320	Planning Methods
1.2.840.10008.6.1.925	CID 7050	De-identification Method
1.2.840.10008.6.1.926	CID 12118	Measurement Orientation
1.2.840.10008.6.1.927	CID 3689	ECG Global Waveform Durations
1.2.840.10008.6.1.930	CID 3692	ICDs



Context UID	Context Identifier	Context Group Name
1.2.840.10008.6.1.931	CID 9241	Radiotherapy General Workitem Definition
1.2.840.10008.6.1.932	CID 9242	Radiotherapy Acquisition Workitem Definition
1.2.840.10008.6.1.933	CID 9243	Radiotherapy Registration Workitem Definition
1.2.840.10008.6.1.934	CID 3850	Intravascular OCT Flush Agent
1.2.840.10008.6.1.935	CID 10022	Label Types
1.2.840.10008.6.1.936	CID 4260	Ophthalmic Mapping Units for Real World Value Mapping
1.2.840.10008.6.1.937	CID 4261	Ophthalmic Mapping Acquisition Method
1.2.840.10008.6.1.938	CID 4262	Retinal Thickness Definition
1.2.840.10008.6.1.939	CID 4263	Ophthalmic Thickness Map Value Type
1.2.840.10008.6.1.940	CID 4264	Ophthalmic Map Purposes of Reference
1.2.840.10008.6.1.941	CID 4265	Ophthalmic Thickness Deviation Categories
1.2.840.10008.6.1.942	CID 4266	Ophthalmic Anatomic Structure Reference Point
1.2.840.10008.6.1.943	CID 3104	Cardiac Synchronization Technique
1.2.840.10008.6.1.944	CID 8130	Staining Protocols
1.2.840.10008.6.1.945		
1.2.840.10008.6.1.946		
1.2.840.10008.6.1.947	CID 10023	Size Specific Dose Estimation Method for CT
1.2.840.10008.6.1.948	CID 8131	Pathology Imaging Protocols
1.2.840.10008.6.1.949	CID 8132	Magnification Selection
1.2.840.10008.6.1.950	CID 8133	Tissue Selection
1.2.840.10008.6.1.951	CID 7464	General Region of Interest Measurement Modifiers
1.2.840.10008.6.1.952	CID 7465	Measurements Derived From Multiple ROI Measurements
1.2.840.10008.6.1.953	CID 8201	Surface Scan Acquisition Types
1.2.840.10008.6.1.954	CID 8202	Surface Scan Mode Types
1.2.840.10008.6.1.956	CID 8203	Surface Scan Registration Method Types
1.2.840.10008.6.1.957	CID 27	Basic Cardiac Views
1.2.840.10008.6.1.958	CID 10033	CT Reconstruction Algorithm
1.2.840.10008.6.1.959	CID 10030	Detector Types
1.2.840.10008.6.1.960	CID 10031	CR/DR Mechanical Configuration
1.2.840.10008.6.1.961	CID 10032	Projection X-Ray Acquisition Device Types
1.2.840.10008.6.1.962	CID 7165	Abstract Segmentation Types
1.2.840.10008.6.1.963	CID 7166	Common Tissue Segmentation Types
1.2.840.10008.6.1.964	CID 7167	Peripheral Nervous System Segmentation Types
1.2.840.10008.6.1.965	CID 4267	Corneal Topography Mapping Units for Real World Value Mapping
1.2.840.10008.6.1.966	CID 4268	Corneal Topography Map Value Type
1.2.840.10008.6.1.967	CID 7140	Brain Structures for Volumetric Measurements
1.2.840.10008.6.1.968	CID 7220	RT Dose Derivation
1.2.840.10008.6.1.969	CID 7221	RT Dose Purpose of Reference
1.2.840.10008.6.1.970	CID 7215	Spectroscopy Purpose of Reference

Context UID	Context Identifier	Context Group Name
1.2.840.10008.6.1.971	CID 9250	Scheduled Processing Parameter Concept Codes for RT Treatment
1.2.840.10008.6.1.972	CID 10040	Radiopharmaceutical Organ Dose Reference Authority
1.2.840.10008.6.1.973	CID 10041	Source of Radioisotope Activity Information
1.2.840.10008.6.1.975	CID 10043	Intravenous Extravasation Symptoms
1.2.840.10008.6.1.976	CID 10044	Radiosensitive Organs
1.2.840.10008.6.1.977	CID 10045	Radiopharmaceutical Patient State
1.2.840.10008.6.1.978	CID 10046	GFR Measurements
1.2.840.10008.6.1.979	CID 10047	GFR Measurement Methods
1.2.840.10008.6.1.980	CID 8300	Visual Evaluation Methods
1.2.840.10008.6.1.981	CID 8301	Test Pattern Codes
1.2.840.10008.6.1.982	CID 8302	Measurement Pattern Codes
1.2.840.10008.6.1.983	CID 8303	Display Device Type
1.2.840.10008.6.1.984	CID 85	SUV Units
1.2.840.10008.6.1.985	CID 4100	T1 Measurement Methods
1.2.840.10008.6.1.986	CID 4101	Tracer Kinetic Models
1.2.840.10008.6.1.987	CID 4102	Perfusion Measurement Methods
1.2.840.10008.6.1.988	CID 4103	Arterial Input Function Measurement Methods
1.2.840.10008.6.1.989	CID 4104	Bolus Arrival Time Derivation Methods
1.2.840.10008.6.1.990	CID 4105	Perfusion Analysis Methods
1.2.840.10008.6.1.991	CID 4106	Quantitative Methods used for Perfusion And Tracer Kinetic Models
1.2.840.10008.6.1.992	CID 4107	Tracer Kinetic Model Parameters
1.2.840.10008.6.1.993	CID 4108	Perfusion Model Parameters
1.2.840.10008.6.1.994	CID 4109	Model-Independent Dynamic Contrast Analysis Parameters
1.2.840.10008.6.1.995	CID 4110	Tracer Kinetic Modeling Covariates
1.2.840.10008.6.1.996	CID 4111	Contrast Characteristics
1.2.840.10008.6.1.997	CID 7021	Measurement Report Document Titles
1.2.840.10008.6.1.998	CID 100	Quantitative Diagnostic Imaging Procedures
1.2.840.10008.6.1.999	CID 7466	PET Region of Interest Measurements
1.2.840.10008.6.1.1000	CID 7467	Grey Level Co-occurrence Matrix Measurements
1.2.840.10008.6.1.1001	CID 7468	Texture Measurements
1.2.840.10008.6.1.1002	CID 6146	Time Point Types
1.2.840.10008.6.1.1003	CID 7469	Generic Intensity and Size Measurements
1.2.840.10008.6.1.1004	CID 6147	Response Criteria
1.2.840.10008.6.1.1005	CID 12020	Fetal Biometry Anatomic Sites
1.2.840.10008.6.1.1006	CID 12021	Fetal Long Bone Anatomic Sites
1.2.840.10008.6.1.1007	CID 12022	Fetal Cranium Anatomic Sites
1.2.840.10008.6.1.1008	CID 12023	Pelvis and Uterus Anatomic Sites
1.2.840.10008.6.1.1009	CID 7222	Parametric Map Derivation Image Purpose of Reference
1.2.840.10008.6.1.1010	CID 9000	Physical Quantity Descriptors

Context UID	Context Identifier	Context Group Name
1.2.840.10008.6.1.1011	CID 7600	Lymph Node Anatomic Sites
1.2.840.10008.6.1.1012	CID 7601	Head and Neck Cancer Anatomic Sites
1.2.840.10008.6.1.1013	CID 7701	Fiber Tracts In Brainstem
1.2.840.10008.6.1.1014	CID 7702	Projection and Thalamic Fibers
1.2.840.10008.6.1.1015	CID 7703	Association Fibers
1.2.840.10008.6.1.1016	CID 7704	Limbic System Tracts
1.2.840.10008.6.1.1017	CID 7705	Commissural Fibers
1.2.840.10008.6.1.1018	CID 7706	Cranial Nerves
1.2.840.10008.6.1.1019	CID 7707	Spinal Cord Fibers
1.2.840.10008.6.1.1020	CID 7710	Tractography Anatomic Sites
1.2.840.10008.6.1.1021	CID 4025	Primary Anatomic Structure for Intra-oral Radiography (Supernumerary Dentition - Designation of Teeth)
1.2.840.10008.6.1.1022	CID 4026	Primary Anatomic Structure for Intra-oral and Craniofacial Radiography - Teeth
1.2.840.10008.6.1.1023	CID 9401	IEC61217 Device Position Parameters
1.2.840.10008.6.1.1024	CID 9402	IEC61217 Gantry Position Parameters
1.2.840.10008.6.1.1025	CID 9403	IEC61217 Patient Support Position Parameters
1.2.840.10008.6.1.1026	CID 7035	Actionable Finding Classification
1.2.840.10008.6.1.1027	CID 7036	Image Quality Assessment
1.2.840.10008.6.1.1028	CID 10050	Summary Radiation Exposure Quantities
1.2.840.10008.6.1.1029	CID 4245	Wide Field Ophthalmic Photography Transformation Method
1.2.840.10008.6.1.1030	CID 84	PET Units
1.2.840.10008.6.1.1031	CID 7300	Implant Materials
1.2.840.10008.6.1.1032	CID 7301	Intervention Types
1.2.840.10008.6.1.1033	CID 7302	Implant Templates View Orientations
1.2.840.10008.6.1.1034	CID 7303	Implant Templates Modified View Orientations
1.2.840.10008.6.1.1035	CID 7304	Implant Target Anatomy
1.2.840.10008.6.1.1036	CID 7305	Implant Planning Landmarks
1.2.840.10008.6.1.1037	CID 7306	Human Hip Implant Planning Landmarks
1.2.840.10008.6.1.1038	CID 7307	Implant Component Types
1.2.840.10008.6.1.1039	CID 7308	Human Hip Implant Component Types
1.2.840.10008.6.1.1040	CID 7309	Human Trauma Implant Component Types
1.2.840.10008.6.1.1041	CID 7310	Implant Fixation Method
1.2.840.10008.6.1.1042	CID 7445	Device Participating Roles
1.2.840.10008.6.1.1043	CID 8101	Container Types
1.2.840.10008.6.1.1044	CID 8102	Container Component Types
1.2.840.10008.6.1.1045	CID 8103	Anatomic Pathology Specimen Types
1.2.840.10008.6.1.1046	CID 8104	Breast Tissue Specimen Types
1.2.840.10008.6.1.1047	CID 8109	Specimen Collection Procedure
1.2.840.10008.6.1.1048	CID 8110	Specimen Sampling Procedure
1.2.840.10008.6.1.1049	CID 8111	Specimen Preparation Procedure

Context UID	Context Identifier	Context Group Name
1.2.840.10008.6.1.1050	CID 8112	Specimen Stains
1.2.840.10008.6.1.1051	CID 8113	Specimen Preparation Steps
1.2.840.10008.6.1.1052	CID 8114	Specimen Fixatives
1.2.840.10008.6.1.1053	CID 8115	Specimen Embedding Media
1.2.840.10008.6.1.1054	CID 10020	Source of Projection X-Ray Dose Information
1.2.840.10008.6.1.1055	CID 10021	Source of CT Dose Information
1.2.840.10008.6.1.1056	CID 10025	Radiation Dose Reference Points
1.2.840.10008.6.1.1057	CID 501	Volumetric View Description
1.2.840.10008.6.1.1058	CID 502	Volumetric View Modifier
1.2.840.10008.6.1.1059	CID 7260	Diffusion Acquisition Value Types
1.2.840.10008.6.1.1060	CID 7261	Diffusion Model Value Types
1.2.840.10008.6.1.1061	CID 7262	Diffusion Tractography Algorithm Families
1.2.840.10008.6.1.1062	CID 7263	Diffusion Tractography Measurement Types
1.2.840.10008.6.1.1063	CID 7490	Research Animal Source Registries
1.2.840.10008.6.1.1064	CID 231	Yes-No Only
1.2.840.10008.6.1.1065	CID 601	Biosafety Levels
1.2.840.10008.6.1.1066	CID 602	Biosafety Control Reasons
1.2.840.10008.6.1.1067	CID 7457	Sex - Male Female or Both
1.2.840.10008.6.1.1068	CID 603	Animal Room Types
1.2.840.10008.6.1.1069	CID 604	Device Reuse
1.2.840.10008.6.1.1070	CID 605	Animal Bedding Material
1.2.840.10008.6.1.1071	CID 606	Animal Shelter Types
1.2.840.10008.6.1.1072	CID 607	Animal Feed Types
1.2.840.10008.6.1.1073	CID 608	Animal Feed Sources
1.2.840.10008.6.1.1074	CID 609	Animal Feeding Methods
1.2.840.10008.6.1.1075	CID 610	Water Types
1.2.840.10008.6.1.1076	CID 611	Anesthesia Category Code Type for Small Animal Anesthesia
1.2.840.10008.6.1.1077	CID 612	Anesthesia Category Code Type from Anesthesia Quality Initiative (AQI)
1.2.840.10008.6.1.1078	CID 613	Anesthesia Induction Code Type for Small Animal Anesthesia
1.2.840.10008.6.1.1079	CID 614	Anesthesia Induction Code Type from Anesthesia Quality Initiative (AQI)
1.2.840.10008.6.1.1080	CID 615	Anesthesia Maintenance Code Type for Small Animal Anesthesia
1.2.840.10008.6.1.1081	CID 616	Anesthesia Maintenance Code Type from Anesthesia Quality Initiative (AQI)
1.2.840.10008.6.1.1082	CID 617	Airway Management Method Code Type for Small Animal Anesthesia
1.2.840.10008.6.1.1083	CID 618	Airway Management Method Code Type from Anesthesia Quality Initiative (AQI)
1.2.840.10008.6.1.1084	CID 619	Airway Management Sub-Method Code Type for Small Animal Anesthesia

Context UID	Context Identifier	Context Group Name
1.2.840.10008.6.1.1085	CID 620	Airway Management Sub-Method Code Type from Anesthesia Quality Initiative (AQI)
1.2.840.10008.6.1.1086	CID 621	Medication Type Code Type for Small Animal Anesthesia
1.2.840.10008.6.1.1087	CID 622	Medication Type Code Type from Anesthesia Quality Initiative (AQI)
1.2.840.10008.6.1.1088	CID 623	Medication for Small Animal Anesthesia
1.2.840.10008.6.1.1089	CID 624	Inhalational Anesthesia Agents for Small Animal Anesthesia
1.2.840.10008.6.1.1090	CID 625	Injectable Anesthesia Agents for Small Animal Anesthesia
1.2.840.10008.6.1.1091	CID 626	Premedication Agents for Small Animal Anesthesia
1.2.840.10008.6.1.1092	CID 627	Neuromuscular Blocking Agents for Small Animal Anesthesia
1.2.840.10008.6.1.1093	CID 628	Ancillary Medications for Small Animal Anesthesia
1.2.840.10008.6.1.1094	CID 629	Carrier Gases for Small Animal Anesthesia
1.2.840.10008.6.1.1095	CID 630	Local Anesthetics for Small Animal Anesthesia
1.2.840.10008.6.1.1096	CID 631	Phase of Procedure Requiring Anesthesia
1.2.840.10008.6.1.1097	CID 632	Phase of Surgical Procedure Requiring Anesthesia
1.2.840.10008.6.1.1098	CID 633	Phase of Imaging Procedure Requiring Anesthesia
1.2.840.10008.6.1.1099	CID 634	Phase of Animal Handling
1.2.840.10008.6.1.1100	CID 635	Heating Method
1.2.840.10008.6.1.1101	CID 636	Temperature Sensor Device Component Type for Small Animal Procedures
1.2.840.10008.6.1.1102	CID 637	Exogenous Substance Types
1.2.840.10008.6.1.1103	CID 638	Exogenous Substance
1.2.840.10008.6.1.1104	CID 639	Tumor Graft Histologic Type
1.2.840.10008.6.1.1105	CID 640	Fibrils
1.2.840.10008.6.1.1106	CID 641	Viruses
1.2.840.10008.6.1.1107	CID 642	Cytokines
1.2.840.10008.6.1.1108	CID 643	Toxins
1.2.840.10008.6.1.1109	CID 644	Exogenous Substance Administration Sites
1.2.840.10008.6.1.1110	CID 645	Exogenous Substance Tissue of Origin
1.2.840.10008.6.1.1111	CID 646	Preclinical Small Animal Imaging Procedures
1.2.840.10008.6.1.1112	CID 647	Position Reference Indicator for Frame of Reference
1.2.840.10008.6.1.1113	CID 241	Present-Absent Only
1.2.840.10008.6.1.1114	CID 10024	Water Equivalent Diameter Method
1.2.840.10008.6.1.1115	CID 7022	Radiotherapy Purposes of Reference
1.2.840.10008.6.1.1116	CID 701	Content Assessment Types
1.2.840.10008.6.1.1117	CID 702	RT Content Assessment Types
1.2.840.10008.6.1.1118	CID 703	Basis of Assessment
1.2.840.10008.6.1.1119	CID 7449	Reader Specialty
1.2.840.10008.6.1.1120	CID 9233	Requested Report Types
1.2.840.10008.6.1.1121	CID 1000	CT Transverse Plane Reference Basis

Context UID	Context Identifier	Context Group Name
1.2.840.10008.6.1.1122	CID 1001	Anatomical Reference Basis
1.2.840.10008.6.1.1123	CID 1002	Anatomical Reference Basis - Head
1.2.840.10008.6.1.1124	CID 1003	Anatomical Reference Basis - Spine
1.2.840.10008.6.1.1125	CID 1004	Anatomical Reference Basis - Chest
1.2.840.10008.6.1.1126	CID 1005	Anatomical Reference Basis - Abdomen/Pelvis
1.2.840.10008.6.1.1127	CID 1006	Anatomical Reference Basis - Extremities
1.2.840.10008.6.1.1128	CID 1010	Reference Geometry - Planes
1.2.840.10008.6.1.1129	CID 1011	Reference Geometry - Points
1.2.840.10008.6.1.1130	CID 1015	Patient Alignment Methods
1.2.840.10008.6.1.1131	CID 1200	Contraindications For CT Imaging
1.2.840.10008.6.1.1132	CID 7110	Fiducials Categories
1.2.840.10008.6.1.1133	CID 7111	Fiducials
1.2.840.10008.6.1.1134	CID 7013	Non-Image Source Instance Purposes of Reference
1.2.840.10008.6.1.1135	CID 7023	RT Process Output
1.2.840.10008.6.1.1136	CID 7024	RT Process Input
1.2.840.10008.6.1.1137	CID 7025	RT Process Input Used
1.2.840.10008.6.1.1138	CID 6300	Prostate Sector Anatomy
1.2.840.10008.6.1.1139	CID 6301	Prostate Sector Anatomy from PI-RADS v2
1.2.840.10008.6.1.1140	CID 6302	Prostate Sector Anatomy from European Consensus 16 Sector (Minimal) Model
1.2.840.10008.6.1.1141	CID 6303	Prostate Sector Anatomy from European Consensus 27 Sector (Optimal) Model
1.2.840.10008.6.1.1142	CID 12301	Measurement Selection Reasons
1.2.840.10008.6.1.1143	CID 12302	Echo Finding Observation Types
1.2.840.10008.6.1.1144	CID 12303	Echo Measurement Types
1.2.840.10008.6.1.1145	CID 12304	Echo Measured Properties
1.2.840.10008.6.1.1146	CID 12305	Basic Echo Anatomic Sites
1.2.840.10008.6.1.1147	CID 12306	Echo Flow Directions
1.2.840.10008.6.1.1148	CID 12307	Cardiac Phases and Time Points
1.2.840.10008.6.1.1149	CID 12300	Core Echo Measurements
1.2.840.10008.6.1.1150	CID 4270	OCT-A Processing Algorithm Families
1.2.840.10008.6.1.1151	CID 4271	En Face Image Types
1.2.840.10008.6.1.1152	CID 4272	Opt Scan Pattern Types
1.2.840.10008.6.1.1153	CID 4273	Retinal Segmentation Surfaces
1.2.840.10008.6.1.1154	CID 10060	Organs for Radiation Dose Estimates
1.2.840.10008.6.1.1155	CID 10061	Absorbed Radiation Dose Types
1.2.840.10008.6.1.1156	CID 10062	Equivalent Radiation Dose Types
1.2.840.10008.6.1.1157	CID 10063	Radiation Dose Estimate Distribution Representation
1.2.840.10008.6.1.1158	CID 10064	Patient Model Type
1.2.840.10008.6.1.1159	CID 10065	Radiation Transport Model Type
1.2.840.10008.6.1.1160	CID 10066	Attenuator Category
1.2.840.10008.6.1.1161	CID 10067	Radiation Attenuator Materials

Context UID	Context Identifier	Context Group Name
1.2.840.10008.6.1.1162	CID 10068	Estimate Method Types
1.2.840.10008.6.1.1163	CID 10069	Radiation Dose Estimation Parameter
1.2.840.10008.6.1.1164	CID 10070	Radiation Dose Types
1.2.840.10008.6.1.1165	CID 7270	MR Diffusion Component Semantics
1.2.840.10008.6.1.1166	CID 7271	MR Diffusion Anisotropy Indices
1.2.840.10008.6.1.1167	CID 7272	MR Diffusion Model Parameters
1.2.840.10008.6.1.1168	CID 7273	MR Diffusion Models
1.2.840.10008.6.1.1169	CID 7274	MR Diffusion Model Fitting Methods
1.2.840.10008.6.1.1170	CID 7275	MR Diffusion Model Specific Methods
1.2.840.10008.6.1.1171	CID 7276	MR Diffusion Model Inputs
1.2.840.10008.6.1.1172	CID 7277	Units of Diffusion Rate Area Over Time
1.2.840.10008.6.1.1173	CID 7039	Pediatric Size Categories
1.2.840.10008.6.1.1174	CID 7041	Calcium Scoring Patient Size Categories
1.2.840.10008.6.1.1175	CID 10034	Reason for Repeating Acquisition
1.2.840.10008.6.1.1176	CID 800	Protocol Assertion Codes
1.2.840.10008.6.1.1177	CID 7026	Radiotherapeutic Dose Measurement Devices
1.2.840.10008.6.1.1178	CID 7014	Export Additional Information Document Titles
1.2.840.10008.6.1.1179	CID 7015	Export Delay Reasons
1.2.840.10008.6.1.1180	CID 7016	Level of Difficulty
1.2.840.10008.6.1.1181	CID 7017	Category of Teaching Material - Imaging
1.2.840.10008.6.1.1182	CID 7018	Miscellaneous Document Titles
1.2.840.10008.6.1.1183	CID 7019	Segmentation Non-Image Source Purposes of Reference
1.2.840.10008.6.1.1184	CID 280	Longitudinal Temporal Event Types
1.2.840.10008.6.1.1185	CID 6401	Non-lesion Object Type - Physical Objects
1.2.840.10008.6.1.1186	CID 6402	Non-lesion Object Type - Substances
1.2.840.10008.6.1.1187	CID 6403	Non-lesion Object Type - Tissues
1.2.840.10008.6.1.1188	CID 6404	Chest Non-lesion Object Type - Physical Objects
1.2.840.10008.6.1.1189	CID 6405	Chest Non-lesion Object Type - Tissues
1.2.840.10008.6.1.1190	CID 7191	Tissue Segmentation Property Types
1.2.840.10008.6.1.1191	CID 7192	Anatomical Structure Segmentation Property Types
1.2.840.10008.6.1.1192	CID 7193	Physical Object Segmentation Property Types
1.2.840.10008.6.1.1193	CID 7194	Morphological Abnormal Structure Segmentation Property Types
1.2.840.10008.6.1.1194	CID 7195	Function Segmentation Property Types
1.2.840.10008.6.1.1195	CID 7196	Spatial and Relational Concept Segmentation Property Types
1.2.840.10008.6.1.1196	CID 7197	Body Substance Segmentation Property Types
1.2.840.10008.6.1.1197	CID 7198	Substance Segmentation Property Types

## Note

For some Context Group UIDs, no Context Group Name or Identifier is specified; these are "placeholders" that are not assigned but will not be reused.

**Table A-4. Template UID Values**

UID Value	UID Name	UID Type	Part
1.2.840.10008.9.1	Imaging Report	Document TemplateID	PS3.20
1.2.840.10008.9.2	Clinical Information	Section TemplateID	PS3.20
1.2.840.10008.9.3	Imaging Procedure Description	Section TemplateID	PS3.20
1.2.840.10008.9.4	Comparison Study	Section TemplateID	PS3.20
1.2.840.10008.9.5	Impression	Section TemplateID	PS3.20
1.2.840.10008.9.6	Addendum	Section TemplateID	PS3.20
1.2.840.10008.9.7	Request	Section TemplateID	PS3.20
1.2.840.10008.9.8	Radiation Exposure and Protection Information	Section TemplateID	PS3.20
1.2.840.10008.9.9	Fetus Findings	Section TemplateID	PS3.20
1.2.840.10008.9.10	Labeled Subsection	Section TemplateID	PS3.20
1.2.840.10008.9.11	Communication of Actionable Findings	Section TemplateID	PS3.20
1.2.840.10008.9.12	Recommendation	Section TemplateID	PS3.20
1.2.840.10008.9.13	Procedural Medication	Entry TemplateID	PS3.20
1.2.840.10008.9.14	Procedure Technique	Entry TemplateID	PS3.20
1.2.840.10008.9.15	Image Quality	Entry TemplateID	PS3.20
1.2.840.10008.9.16	Study Act	Entry TemplateID	PS3.20
1.2.840.10008.9.17	Series Act	Entry TemplateID	PS3.20
1.2.840.10008.9.18	SOP Instance Observation	Entry TemplateID	PS3.20
1.2.840.10008.9.19	Section Text	Element Set TemplateID	PS3.20
1.2.840.10008.9.20	General Header	Element Set TemplateID	PS3.20
1.2.840.10008.9.21	Imaging Header	Element Set TemplateID	PS3.20
1.2.840.10008.9.22	Parent Document	Element Set TemplateID	PS3.20
1.2.840.10008.9.23	General Section Entries	Element Set TemplateID	PS3.20
1.2.840.10008.9.24	Imaging Addendum Report	Document TemplateID	PS3.20



# B Well-Known Color Palettes (Normative)

## B.1 Standard Color Palettes

Table B.1-1 lists the color palettes that are defined by the DICOM Standard.

**Table B.1-1. Standard Color Palettes**

Well-known SOP Instance UID	Content Label (0070,0080)	Content Description (0070,0081)	Section	URL of Reference Encoded Instance
1.2.840.10008.1.5.1	HOT_IRON	Hot Iron	B.1.1	<a href="ftp://medical.nema.org/Medical/Dicom/Palettes/hotiron.dcm">ftp://medical.nema.org/Medical/Dicom/Palettes/hotiron.dcm</a>
1.2.840.10008.1.5.2	PET	PET	B.1.2	<a href="ftp://medical.nema.org/Medical/Dicom/Palettes/pet.dcm">ftp://medical.nema.org/Medical/Dicom/Palettes/pet.dcm</a>
1.2.840.10008.1.5.3	HOT_METAL_BLUE	Hot Metal Blue	B.1.3	<a href="ftp://medical.nema.org/Medical/Dicom/Palettes/hotmetalblue.dcm">ftp://medical.nema.org/Medical/Dicom/Palettes/hotmetalblue.dcm</a>
1.2.840.10008.1.5.4	PET_20_STEP	PET 20 Step	B.1.4	<a href="ftp://medical.nema.org/Medical/Dicom/Palettes/pet20step.dcm">ftp://medical.nema.org/Medical/Dicom/Palettes/pet20step.dcm</a>
1.2.840.10008.1.5.5	SPRING	Spring	B.1.5	<a href="ftp://medical.nema.org/Medical/Dicom/Palettes/spring.dcm">ftp://medical.nema.org/Medical/Dicom/Palettes/spring.dcm</a>
1.2.840.10008.1.5.6	SUMMER	Summer	B.1.6	<a href="ftp://medical.nema.org/Medical/Dicom/Palettes/summer.dcm">ftp://medical.nema.org/Medical/Dicom/Palettes/summer.dcm</a>
1.2.840.10008.1.5.7	FALL	Fall	B.1.7	<a href="ftp://medical.nema.org/Medical/Dicom/Palettes/fall.dcm">ftp://medical.nema.org/Medical/Dicom/Palettes/fall.dcm</a>
1.2.840.10008.1.5.8	WINTER	Winter	B.1.8	<a href="ftp://medical.nema.org/Medical/Dicom/Palettes/winter.dcm">ftp://medical.nema.org/Medical/Dicom/Palettes/winter.dcm</a>

### B.1.1 Hot Iron Color Palette

#### B.1.1.1 Hot Iron Color Palette Description (Informative)

The Hot Iron color palette is often used in nuclear medicine applications to make differences in signal intensity (counts) more apparent to the human observer. A typical example is illustrated in Figure B.1.1.1-1.

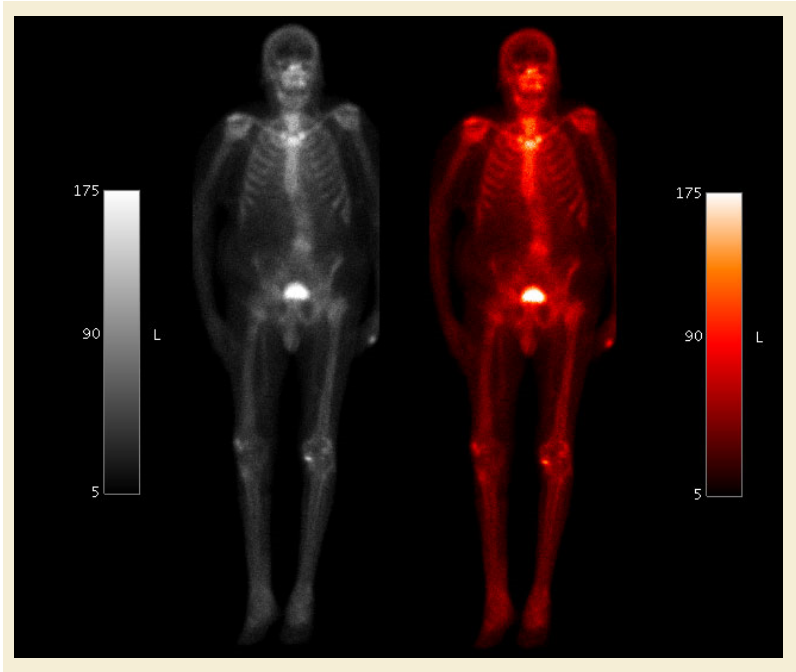


Figure B.1.1.1-1. Nuclear Medicine image with and without Hot Iron Palette applied.

B.1.1.2 Hot Iron Color Palette Definition

The ICC Profile shall define the sRGB space.

The value of Content Label (0070,0080) shall be "HOT\_IRON".

This color palette is defined to contain the values for Red Palette Color Lookup Table Descriptor (0028,1101), Green Palette Color Lookup Table Descriptor (0028,1102) and Blue Palette Color Lookup Table Descriptor (0028,1103) defined in Table B.1.1.2-1.

Table B.1.1.2-1. Hot Iron Color Palette Descriptor

Value 1 (Number of entries)	Value 2 (First value mapped)	Value 3 (Number of bits)
256	0	8

This color palette is defined to contain the values in Table B.1.1.2-2, where the values in the columns Red, Green and Blue are the values of the Red Palette Color Lookup Table Data (0028,1201), Green Palette Color Lookup Table Data (0028,1202) and Blue Palette Color Lookup Table Data (0028,1203), respectively.

Table B.1.1.2-2. Hot Iron Color Palette Data

Red	Green	Blue
0	0	0
2	0	0
4	0	0
6	0	0
8	0	0
10	0	0
12	0	0
14	0	0

Red	Green	Blue
16	0	0
18	0	0
20	0	0
22	0	0
24	0	0
26	0	0
28	0	0
30	0	0
32	0	0
34	0	0
36	0	0
38	0	0
40	0	0
42	0	0
44	0	0
46	0	0
48	0	0
50	0	0
52	0	0
54	0	0
56	0	0
58	0	0
60	0	0
62	0	0
64	0	0
66	0	0
68	0	0
70	0	0
72	0	0
74	0	0
76	0	0
78	0	0
80	0	0
82	0	0
84	0	0
86	0	0
88	0	0
90	0	0
92	0	0
94	0	0
96	0	0
98	0	0

Red	Green	Blue
100	0	0
102	0	0
104	0	0
106	0	0
108	0	0
110	0	0
112	0	0
114	0	0
116	0	0
118	0	0
120	0	0
122	0	0
124	0	0
126	0	0
128	0	0
130	0	0
132	0	0
134	0	0
136	0	0
138	0	0
140	0	0
142	0	0
144	0	0
146	0	0
148	0	0
150	0	0
152	0	0
154	0	0
156	0	0
158	0	0
160	0	0
162	0	0
164	0	0
166	0	0
168	0	0
170	0	0
172	0	0
174	0	0
176	0	0
178	0	0
180	0	0
182	0	0

Red	Green	Blue
184	0	0
186	0	0
188	0	0
190	0	0
192	0	0
194	0	0
196	0	0
198	0	0
200	0	0
202	0	0
204	0	0
206	0	0
208	0	0
210	0	0
212	0	0
214	0	0
216	0	0
218	0	0
220	0	0
222	0	0
224	0	0
226	0	0
228	0	0
230	0	0
232	0	0
234	0	0
236	0	0
238	0	0
240	0	0
242	0	0
244	0	0
246	0	0
248	0	0
250	0	0
252	0	0
254	0	0
255	0	0
255	2	0
255	4	0
255	6	0
255	8	0
255	10	0

Red	Green	Blue
255	12	0
255	14	0
255	16	0
255	18	0
255	20	0
255	22	0
255	24	0
255	26	0
255	28	0
255	30	0
255	32	0
255	34	0
255	36	0
255	38	0
255	40	0
255	42	0
255	44	0
255	46	0
255	48	0
255	50	0
255	52	0
255	54	0
255	56	0
255	58	0
255	60	0
255	62	0
255	64	0
255	66	0
255	68	0
255	70	0
255	72	0
255	74	0
255	76	0
255	78	0
255	80	0
255	82	0
255	84	0
255	86	0
255	88	0
255	90	0
255	92	0
255	94	0

<b>Red</b>	<b>Green</b>	<b>Blue</b>
255	96	0
255	98	0
255	100	0
255	102	0
255	104	0
255	106	0
255	108	0
255	110	0
255	112	0
255	114	0
255	116	0
255	118	0
255	120	0
255	122	0
255	124	0
255	126	0
255	128	4
255	130	8
255	132	12
255	134	16
255	136	20
255	138	24
255	140	28
255	142	32
255	144	36
255	146	40
255	148	44
255	150	48
255	152	52
255	154	56
255	156	60
255	158	64
255	160	68
255	162	72
255	164	76
255	166	80
255	168	84
255	170	88
255	172	92
255	174	96
255	176	100
255	178	104

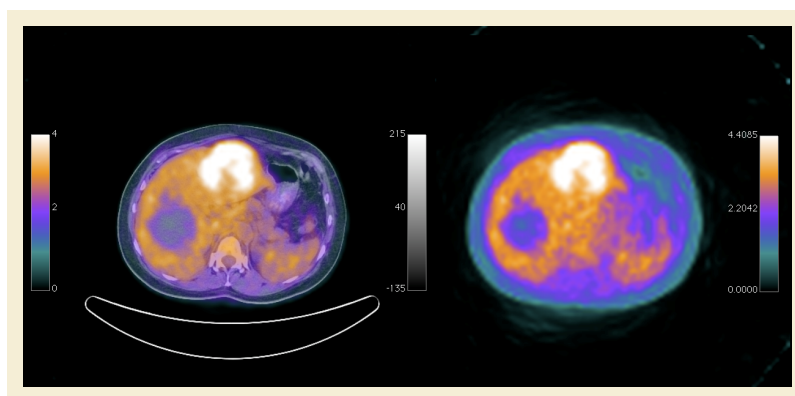
<b>Red</b>	<b>Green</b>	<b>Blue</b>
255	180	108
255	182	112
255	184	116
255	186	120
255	188	124
255	190	128
255	192	132
255	194	136
255	196	140
255	198	144
255	200	148
255	202	152
255	204	156
255	206	160
255	208	164
255	210	168
255	212	172
255	214	176
255	216	180
255	218	184
255	220	188
255	222	192
255	224	196
255	226	200
255	228	204
255	230	208
255	232	212
255	234	216
255	236	220
255	238	224
255	240	228
255	242	232
255	244	236
255	246	240
255	248	244
255	250	248
255	252	252
255	255	255



## B.1.2 PET Color Palette

### B.1.2.1 PET Color Palette Description (Informative)

The PET color palette is often used in PET applications to pseudo-color the superimposed PET images when displayed fused with underlying CT images. A typical example is illustrated in Figure B.1.2.1-1.



**Figure B.1.2.1-1. PET image with PET Palette superimposed over grayscale CT image.**

### B.1.2.2 PET Color Palette Definition

The ICC Profile shall define the sRGB space.

The value of Content Label (0070,0080) shall be "PET".

This color palette is defined to contain the values for Red Palette Color Lookup Table Descriptor (0028,1101), Green Palette Color Lookup Table Descriptor (0028,1102) and Blue Palette Color Lookup Table Descriptor (0028,1103) defined in Table B.1.2.2-1.

**Table B.1.2.2-1. PET Color Palette Descriptor**

Value 1 (Number of entries)	Value 2 (First value mapped)	Value 3 (Number of bits)
256	0	8

This color palette is defined to contain the values in Table B.1.2.2-2, where the values in the columns Red, Green and Blue are the values of the Red Palette Color Lookup Table Data (0028,1201), Green Palette Color Lookup Table Data (0028,1202) and Blue Palette Color Lookup Table Data (0028,1203), respectively.

**Table B.1.2.2-2. PET Color Palette Data**

Red	Green	Blue
0	0	0
0	2	1
0	4	3
0	6	5
0	8	7
0	10	9
0	12	11
0	14	13
0	16	15
0	18	17

Red	Green	Blue
0	20	19
0	22	21
0	24	23
0	26	25
0	28	27
0	30	29
0	32	31
0	34	33
0	36	35
0	38	37
0	40	39
0	42	41
0	44	43
0	46	45
0	48	47
0	50	49
0	52	51
0	54	53
0	56	55
0	58	57
0	60	59
0	62	61
0	65	63
0	67	65
0	69	67
0	71	69
0	73	71
0	75	73
0	77	75
0	79	77
0	81	79
0	83	81
0	85	83
0	87	85
0	89	87
0	91	89
0	93	91
0	95	93
0	97	95
0	99	97
0	101	99
0	103	101

<b>Red</b>	<b>Green</b>	<b>Blue</b>
0	105	103
0	107	105
0	109	107
0	111	109
0	113	111
0	115	113
0	117	115
0	119	117
0	121	119
0	123	121
0	125	123
0	128	125
1	126	127
3	124	129
5	122	131
7	120	133
9	118	135
11	116	137
13	114	139
15	112	141
17	110	143
19	108	145
21	106	147
23	104	149
25	102	151
27	100	153
29	98	155
31	96	157
33	94	159
35	92	161
37	90	163
39	88	165
41	86	167
43	84	169
45	82	171
47	80	173
49	78	175
51	76	177
53	74	179
55	72	181
57	70	183
59	68	185

Red	Green	Blue
61	66	187
63	64	189
65	63	191
67	61	193
69	59	195
71	57	197
73	55	199
75	53	201
77	51	203
79	49	205
81	47	207
83	45	209
85	43	211
86	41	213
88	39	215
90	37	217
92	35	219
94	33	221
96	31	223
98	29	225
100	27	227
102	25	229
104	23	231
106	21	233
108	19	235
110	17	237
112	15	239
114	13	241
116	11	243
118	9	245
120	7	247
122	5	249
124	3	251
126	1	253
128	0	255
130	2	252
132	4	248
134	6	244
136	8	240
138	10	236
140	12	232
142	14	228

<b>Red</b>	<b>Green</b>	<b>Blue</b>
144	16	224
146	18	220
148	20	216
150	22	212
152	24	208
154	26	204
156	28	200
158	30	196
160	32	192
162	34	188
164	36	184
166	38	180
168	40	176
170	42	172
171	44	168
173	46	164
175	48	160
177	50	156
179	52	152
181	54	148
183	56	144
185	58	140
187	60	136
189	62	132
191	64	128
193	66	124
195	68	120
197	70	116
199	72	112
201	74	108
203	76	104
205	78	100
207	80	96
209	82	92
211	84	88
213	86	84
215	88	80
217	90	76
219	92	72
221	94	68
223	96	64
225	98	60

Red	Green	Blue
227	100	56
229	102	52
231	104	48
233	106	44
235	108	40
237	110	36
239	112	32
241	114	28
243	116	24
245	118	20
247	120	16
249	122	12
251	124	8
253	126	4
255	128	0
255	130	4
255	132	8
255	134	12
255	136	16
255	138	20
255	140	24
255	142	28
255	144	32
255	146	36
255	148	40
255	150	44
255	152	48
255	154	52
255	156	56
255	158	60
255	160	64
255	162	68
255	164	72
255	166	76
255	168	80
255	170	85
255	172	89
255	174	93
255	176	97
255	178	101
255	180	105
255	182	109

Red	Green	Blue
255	184	113
255	186	117
255	188	121
255	190	125
255	192	129
255	194	133
255	196	137
255	198	141
255	200	145
255	202	149
255	204	153
255	206	157
255	208	161
255	210	165
255	212	170
255	214	174
255	216	178
255	218	182
255	220	186
255	222	190
255	224	194
255	226	198
255	228	202
255	230	206
255	232	210
255	234	214
255	236	218
255	238	222
255	240	226
255	242	230
255	244	234
255	246	238
255	248	242
255	250	246
255	252	250
255	255	255

### B.1.3 Hot Metal Blue Color Palette

#### B.1.3.1 Hot Metal Blue Color Palette Description (Informative)

The Hot Metal Blue color palette is often used in nuclear medicine or PET applications to make differences in signal intensity (counts) more apparent to the human observer. A typical example is illustrated in Figure B.1.3.1-1.

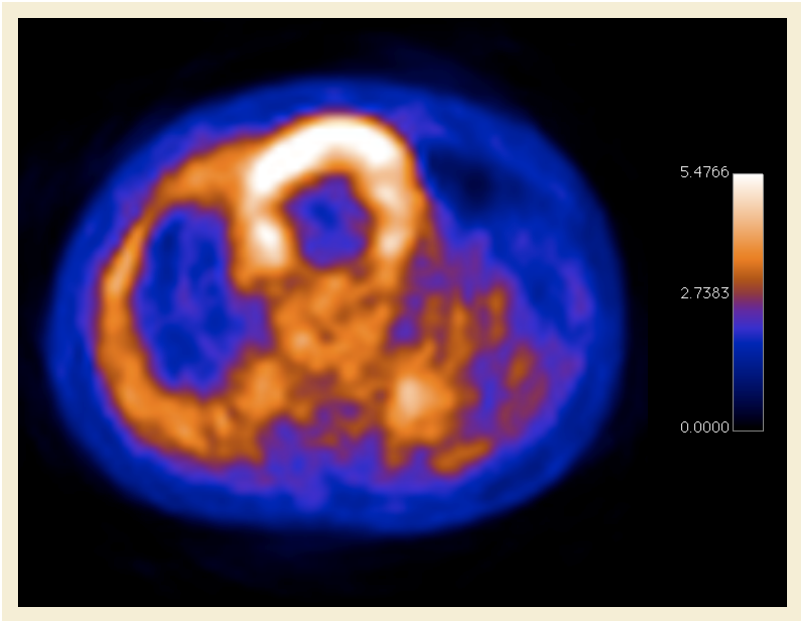


Figure B.1.3.1-1. PET image with Hot Metal Blue Palette applied.

B.1.3.2 Hot Metal Blue Color Palette Definition

The ICC Profile shall define the sRGB space.

The value of Content Label (0070,0080) shall be "HOT\_METAL\_BLUE".

This color palette is defined to contain the values for Red Palette Color Lookup Table Descriptor (0028,1101), Green Palette Color Lookup Table Descriptor (0028,1102) and Blue Palette Color Lookup Table Descriptor (0028,1103) defined in Table B.1.3.2-1.

Table B.1.3.2-1. Hot Metal Blue Color Palette Descriptor

Value 1 (Number of entries)	Value 2 (First value mapped)	Value 3 (Number of bits)
256	0	8

This color palette is defined to contain the values in Table B.1.3.2-2, where the values in the columns Red, Green and Blue are the values of the Red Palette Color Lookup Table Data (0028,1201), Green Palette Color Lookup Table Data (0028,1202) and Blue Palette Color Lookup Table Data (0028,1203), respectively.

Table B.1.3.2-2. Hot Metal Blue Color Palette Data

Red	Green	Blue
0	0	0
0	0	2
0	0	4
0	0	6
0	0	8
0	0	10
0	0	12
0	0	14
0	0	16



Red	Green	Blue
0	0	17
0	0	19
0	0	21
0	0	23
0	0	25
0	0	27
0	0	29
0	0	31
0	0	33
0	0	35
0	0	37
0	0	39
0	0	41
0	0	43
0	0	45
0	0	47
0	0	49
0	0	51
0	0	53
0	0	55
0	0	57
0	0	59
0	0	61
0	0	63
0	0	65
0	0	67
0	0	69
0	0	71
0	0	73
0	0	75
0	0	77
0	0	79
0	0	81
0	0	83
0	0	84
0	0	86
0	0	88
0	0	90
0	0	92
0	0	94
0	0	96
0	0	98

Red	Green	Blue
0	0	100
0	0	102
0	0	104
0	0	106
0	0	108
0	0	110
0	0	112
0	0	114
0	0	116
0	0	117
0	0	119
0	0	121
0	0	123
0	0	125
0	0	127
0	0	129
0	0	131
0	0	133
0	0	135
0	0	137
0	0	139
0	0	141
0	0	143
0	0	145
0	0	147
0	0	149
0	0	151
0	0	153
0	0	155
0	0	157
0	0	159
0	0	161
0	0	163
0	0	165
0	0	167
3	0	169
6	0	171
9	0	173
12	0	175
15	0	177
18	0	179
21	0	181

Red	Green	Blue
24	0	183
26	0	184
29	0	186
32	0	188
35	0	190
38	0	192
41	0	194
44	0	196
47	0	198
50	0	200
52	0	197
55	0	194
57	0	191
59	0	188
62	0	185
64	0	182
66	0	179
69	0	176
71	0	174
74	0	171
76	0	168
78	0	165
81	0	162
83	0	159
85	0	156
88	0	153
90	0	150
93	2	144
96	4	138
99	6	132
102	8	126
105	9	121
108	11	115
111	13	109
114	15	103
116	17	97
119	19	91
122	21	85
125	23	79
128	24	74
131	26	68
134	28	62

Red	Green	Blue
137	30	56
140	32	50
143	34	47
146	36	44
149	38	41
152	40	38
155	41	35
158	43	32
161	45	29
164	47	26
166	49	24
169	51	21
172	53	18
175	55	15
178	56	12
181	58	9
184	60	6
187	62	3
190	64	0
194	66	0
198	68	0
201	70	0
205	72	0
209	73	0
213	75	0
217	77	0
221	79	0
224	81	0
228	83	0
232	85	0
236	87	0
240	88	0
244	90	0
247	92	0
251	94	0
255	96	0
255	98	3
255	100	6
255	102	9
255	104	12
255	105	15
255	107	18

Red	Green	Blue
255	109	21
255	111	24
255	113	26
255	115	29
255	117	32
255	119	35
255	120	38
255	122	41
255	124	44
255	126	47
255	128	50
255	130	53
255	132	56
255	134	59
255	136	62
255	137	65
255	139	68
255	141	71
255	143	74
255	145	76
255	147	79
255	149	82
255	151	85
255	152	88
255	154	91
255	156	94
255	158	97
255	160	100
255	162	103
255	164	106
255	166	109
255	168	112
255	169	115
255	171	118
255	173	121
255	175	124
255	177	126
255	179	129
255	181	132
255	183	135
255	184	138
255	186	141

Red	Green	Blue
255	188	144
255	190	147
255	192	150
255	194	153
255	196	156
255	198	159
255	200	162
255	201	165
255	203	168
255	205	171
255	207	174
255	209	176
255	211	179
255	213	182
255	215	185
255	216	188
255	218	191
255	220	194
255	222	197
255	224	200
255	226	203
255	228	206
255	229	210
255	231	213
255	233	216
255	235	219
255	237	223
255	239	226
255	240	229
255	242	232
255	244	236
255	246	239
255	248	242
255	250	245
255	251	249
255	253	252
255	255	255

## B.1.4 PET 20 Step Color Palette

### B.1.4.1 PET 20 Step Color Palette Description (Informative)

The PET 20 Step color palette is often used in PET applications to make differences in signal intensity (counts) more apparent to the human observer. A typical example is illustrated in Figure B.1.4.1-1.

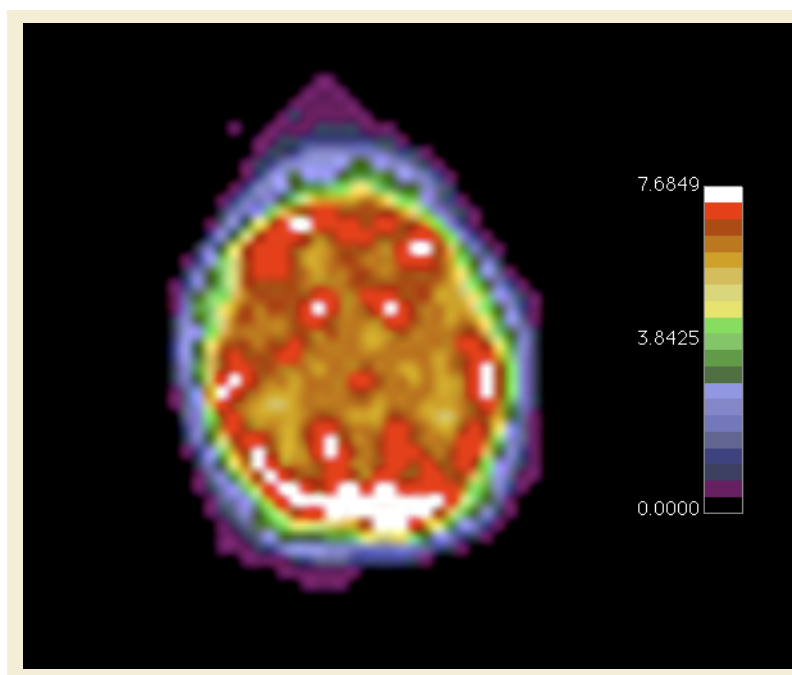


Figure B.1.4.1-1. PET image with PET 20 Step Palette applied.

### B.1.4.2 PET 20 Step Color Palette Definition

The ICC Profile shall define the sRGB space.

The value of Content Label (0070,0080) shall be "PET\_20\_STEP".

This color palette is defined to contain the values for Red Palette Color Lookup Table Descriptor (0028,1101), Green Palette Color Lookup Table Descriptor (0028,1102) and Blue Palette Color Lookup Table Descriptor (0028,1103) defined in Table B.1.4.2-1.

Table B.1.4.2-1. PET 20 Step Color Palette Descriptor

Value 1 (Number of entries)	Value 2 (First value mapped)	Value 3 (Number of bits)
256	0	8

This color palette is defined to contain the values in Table B.1.4.2-2, where the values in the columns Red, Green and Blue are the values of the Red Palette Color Lookup Table Data (0028,1201), Green Palette Color Lookup Table Data (0028,1202) and Blue Palette Color Lookup Table Data (0028,1203), respectively.

Table B.1.4.2-2. PET 20 Step Color Palette Data

Red	Green	Blue
0	0	0
0	0	0
0	0	0

Red	Green	Blue
0	0	0
0	0	0
0	0	0
0	0	0
0	0	0
0	0	0
0	0	0
0	0	0
0	0	0
0	0	0
0	0	0
96	0	80
96	0	80
96	0	80
96	0	80
96	0	80
96	0	80
96	0	80
96	0	80
96	0	80
96	0	80
96	0	80
96	0	80
96	0	80
96	0	80
96	0	80
48	48	80
48	48	80
48	48	80
48	48	80
48	48	80
48	48	80
48	48	80
48	48	80
48	48	80
48	48	80
48	48	80
48	48	80
48	48	80
48	48	80
48	48	80
48	48	112
48	48	112
48	48	112
48	48	112
48	48	112
48	48	112



[illegible]

Red	Green	Blue
112	112	192
112	112	192
112	112	192
128	128	224
128	128	224
128	128	224
128	128	224
128	128	224
128	128	224
128	128	224
128	128	224
128	128	224
128	128	224
128	128	224
128	128	224
128	128	224
48	96	48
48	96	48
48	96	48
48	96	48
48	96	48
48	96	48
48	96	48
48	96	48
48	96	48
48	96	48
48	96	48
48	96	48
48	96	48
48	96	48
48	96	48
48	144	48
48	144	48
48	144	48
48	144	48
48	144	48
48	144	48
48	144	48
48	144	48
48	144	48
48	144	48
48	144	48
48	144	48
48	144	48
48	144	48
80	192	80

Red	Green	Blue
80	192	80
80	192	80
80	192	80
80	192	80
80	192	80
80	192	80
80	192	80
80	192	80
80	192	80
80	192	80
80	192	80
80	192	80
80	192	80
64	224	64
64	224	64
64	224	64
64	224	64
64	224	64
64	224	64
64	224	64
64	224	64
64	224	64
64	224	64
64	224	64
64	224	64
64	224	64
224	224	80
224	224	80
224	224	80
224	224	80
224	224	80
224	224	80
224	224	80
224	224	80
224	224	80
224	224	80
224	224	80
224	224	80
224	224	80
208	208	96
208	208	96
208	208	96
208	208	96
208	208	96

Red	Green	Blue
208	208	96
208	208	96
208	208	96
208	208	96
208	208	96
208	208	96
208	208	96
208	208	96
208	208	96
208	176	64
208	176	64
208	176	64
208	176	64
208	176	64
208	176	64
208	176	64
208	176	64
208	176	64
208	176	64
208	176	64
208	176	64
208	176	64
208	144	0
208	144	0
208	144	0
208	144	0
208	144	0
208	144	0
208	144	0
208	144	0
208	144	0
208	144	0
208	144	0
208	144	0
192	96	0
192	96	0
192	96	0
192	96	0
192	96	0
192	96	0
192	96	0
192	96	0
192	96	0

Red	Green	Blue
192	96	0
192	96	0
192	96	0
192	96	0
176	48	0
176	48	0
176	48	0
176	48	0
176	48	0
176	48	0
176	48	0
176	48	0
176	48	0
176	48	0
176	48	0
176	48	0
176	48	0
176	48	0
176	48	0
176	48	0
176	48	0
255	0	0
255	0	0
255	0	0
255	0	0
255	0	0
255	0	0
255	0	0
255	0	0
255	0	0
255	0	0
255	0	0
255	0	0
255	0	0
255	0	0
255	0	0
255	255	255
255	255	255
255	255	255
255	255	255
255	255	255
255	255	255
255	255	255
255	255	255
255	255	255
255	255	255
255	255	255
255	255	255
255	255	255

Red	Green	Blue
255	255	255

## B.1.5 Spring Color Palette

### B.1.5.1 Spring Color Palette Description (Informative)

The Spring Color Palette is suggested for use in color fMRI activation maps. It shades from one pastel color to another which is distinctly different, making it suitable for illustrating either unipolar or bipolar activation. As part of a complementary set of color palettes (Spring, Summer, Fall, Winter), it conveys activation strength within one statistical parametric map, while making it possible for the human observer to distinguish between different fMRI activation maps in the same blended display. A typical example is illustrated in Figure B.1.5.1-1.

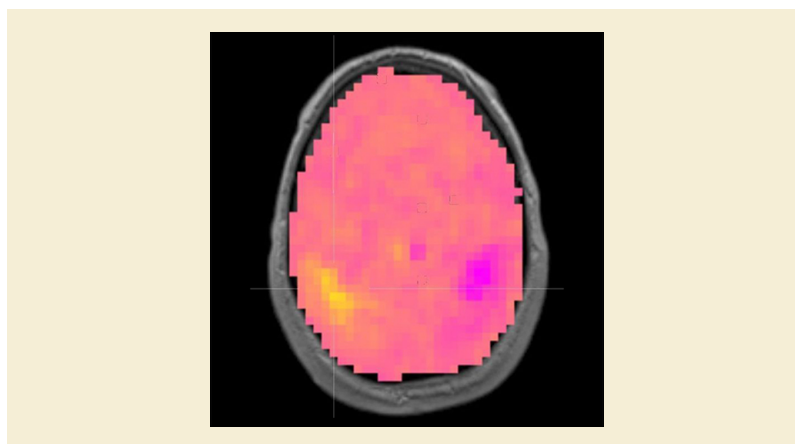


Figure B.1.5.1-1. MR image with Spring LUT Palette applied.

### B.1.5.2 Spring Color Palette Definition

The ICC Profile shall define the sRGB space.

The value of Content Label (0070,0080) shall be "SPRING".

This color palette is defined to contain the values for Red Palette Color Lookup Table Descriptor (0028,1101), Green Palette Color Lookup Table Descriptor (0028,1102) and Blue Palette Color Lookup Table Descriptor (0028,1103) defined in Table B.1.5.2-1.

Table B.1.5.2-1. Spring Color Palette Descriptor

Value 1 (Number of entries)	Value 2 (First value mapped)	Value 3 (Number of bits)
256	0	8

This color palette is defined using the segmented lookup table data specified in Table B.1.5.2-2, where the values in the columns Red, Green and Blue are the values of the Segmented Red Palette Color Lookup Table Data (0028,1221), Segmented Green Palette Color Lookup Table Data (0028,1222) and Segmented Blue Palette Color Lookup Table Data (0028,1223), respectively

Table B.1.5.2-2. Spring Segmented Color Palette Data

Red	Green	Blue
0	0	0
1	1	1
255	0	255
1	1	1

Red	Green	Blue
255	255	255
255	255	0

## B.1.6 Summer Color Palette

### B.1.6.1 Summer Color Palette Description (Informative)

The Summer Color Palette is suggested for use in color fMRI activation maps. It shades from one pastel color to another which is distinctly different, making it suitable for illustrating either unipolar or bipolar activation. As part of a complementary set of color palettes (Spring, Summer, Fall, Winter), it conveys activation strength within one statistical parametric map, while making it possible for the human observer to distinguish between different fMRI activation maps in the same blended display. A typical example is illustrated in Figure B.1.6.1-1.

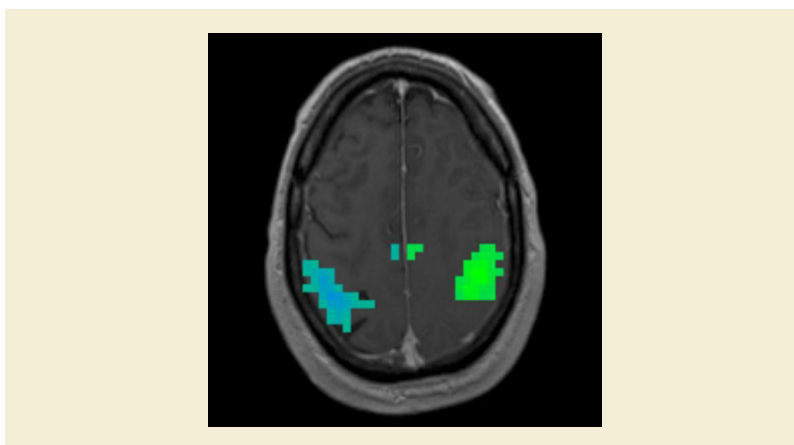


Figure B.1.6.1-1. MR image with Summer LUT Palette applied.

### B.1.6.2 Summer Color Palette Definition

The ICC Profile shall define the sRGB space.

The value of Content Label (0070,0080) shall be "SUMMER".

This color palette is defined to contain the values for Red Palette Color Lookup Table Descriptor (0028,1101), Green Palette Color Lookup Table Descriptor (0028,1102) and Blue Palette Color Lookup Table Descriptor (0028,1103) defined in Table B.1.6.2-1.

Table B.1.6.2-1. Summer Color Palette Descriptor

Value 1 (Number of entries)	Value 2 (First value mapped)	Value 3 (Number of bits)
256	0	8

This color palette is defined using the segmented lookup table data specified in Table B.1.6.2-2, where the values in the columns Red, Green and Blue are the values of the Segmented Red Palette Color Lookup Table Data (0028,1221), Segmented Green Palette Color Lookup Table Data (0028,1222) and Segmented Blue Palette Color Lookup Table Data (0028,1223), respectively

Table B.1.6.2-2. Summer Segmented Color Palette Data

Red	Green	Blue
0	0	0
1	1	1
0	255	0

Red	Green	Blue
1	1	1
255	255	127
0	128	0
		1
		128
		254

B.1.7 Fall Color Palette

B.1.7.1 Fall Color Palette Description (Informative)

The Fall Color Palette is suggested for use in color fMRI activation maps. It shades from one pastel color to another which is distinctly different, making it suitable for illustrating either unipolar or bipolar activation. As part of a complementary set of color palettes (Spring, Summer, Fall, Winter), it conveys activation strength within one statistical parametric map, while making it possible for the human observer to distinguish between different fMRI activation maps in the same blended display. A typical example is illustrated in Figure B.1.7.1-1.

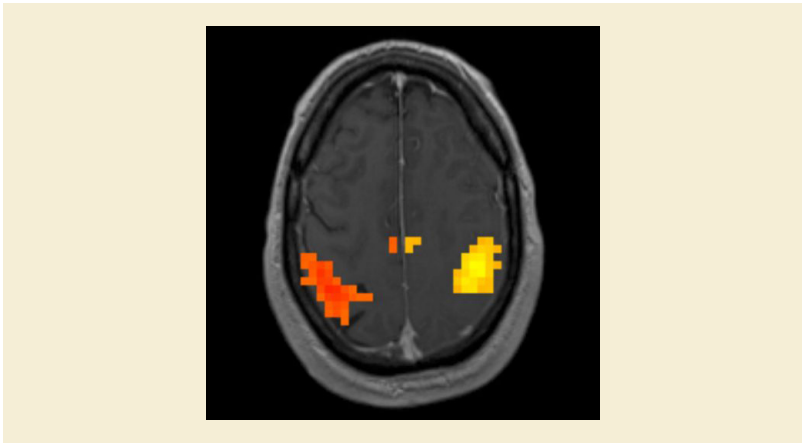


Figure B.1.7.1-1. MR image with Fall LUT Palette applied.

B.1.7.2 Fall Color Palette Definition

The ICC Profile shall define the sRGB space.

The value of Content Label (0070,0080) shall be "FALL".

This color palette is defined to contain the values for Red Palette Color Lookup Table Descriptor (0028,1101), Green Palette Color Lookup Table Descriptor (0028,1102) and Blue Palette Color Lookup Table Descriptor (0028,1103) defined in Table B.1.7.2-1.

Table B.1.7.2-1. Fall Color Palette Descriptor

Value 1 (Number of entries)	Value 2 (First value mapped)	Value 3 (Number of bits)
256	0	8

This color palette is defined using the segmented lookup table data specified in Table B.1.7.2-2, where the values in the columns Red, Green and Blue are the values of the Segmented Red Palette Color Lookup Table Data (0028,1221), Segmented Green Palette Color Lookup Table Data (0028,1222) and Segmented Blue Palette Color Lookup Table Data (0028,1223), respectively



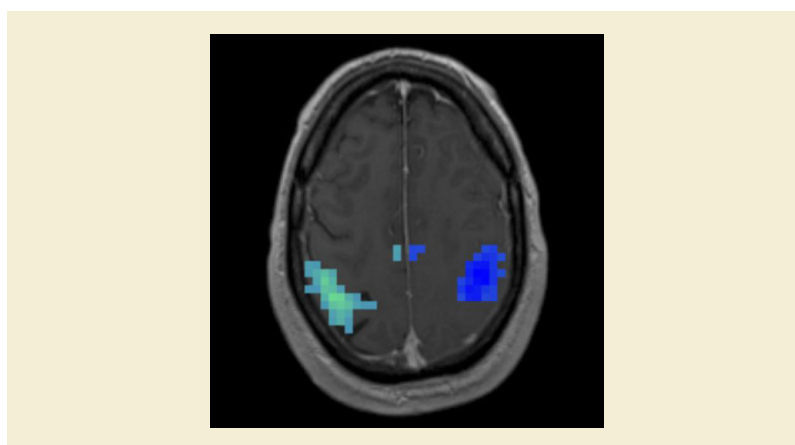
**Table B.1.7.2-2. Fall Segmented Color Palette Data**

Red	Green	Blue
0	0	0
1	1	1
255	255	0
1	1	1
255	255	255
255	0	0

## B.1.8 Winter Color Palette

### B.1.8.1 Winter Color Palette Description (Informative)

The Winter Color Palette is suggested for use in color fMRI activation maps. It shades from one pastel color to another which is distinctly different, making it suitable for illustrating either unipolar or bipolar activation. As part of a complementary set of color palettes (Spring, Summer, Fall, Winter), it conveys activation strength within one statistical parametric map, while making it possible for the human observer to distinguish between different fMRI activation maps in the same blended display. A typical example is illustrated in Figure B.1.8.1-1.



**Figure B.1.8.1-1. MR image with Winter LUT Palette applied.**

### B.1.8.2 Winter Color Palette Definition

The ICC Profile shall define the sRGB space.

The value of Content Label (0070,0080) shall be "WINTER".

This color palette is defined to contain the values for Red Palette Color Lookup Table Descriptor (0028,1101), Green Palette Color Lookup Table Descriptor (0028,1102) and Blue Palette Color Lookup Table Descriptor (0028,1103) defined in Table B.1.8.2-1.

**Table B.1.8.2-1. Winter Color Palette Descriptor**

Value 1 (Number of entries)	Value 2 (First value mapped)	Value 3 (Number of bits)
256	0	8

This color palette is defined using the segmented lookup table data specified in Table B.1.8.2-2, where the values in the columns Red, Green and Blue are the values of the Segmented Red Palette Color Lookup Table Data (0028,1221), Segmented Green Palette Color Lookup Table Data (0028,1222) and Segmented Blue Palette Color Lookup Table Data (0028,1223), respectively

**Table B.1.8.2-2. Winter Segmented Color Palette Data**

Red	Green	Blue
0	0	0
1	1	1
0	0	255
1	1	1
127	255	255
0	255	128
1		
128		
127		

## B.2 Localized Standard Color Palette Description Values

### B.2.1 French

**Table B.2.1-1. French Standard Color Palette Description Values**

Content Label (0070,0080)	English Value of Content Description (0070,0081)	French Value of Content Description (0070,0081)
HOT_IRON	Hot Iron	Hot Iron
PET	PET	TEP
HOT_METAL_BLUE	Hot Metal Blue	Hot Metal Blue
PET_20_STEP	PET 20 Step	TEP Vingt étapes
SPRING	Spring	Printemps
SUMMER	Summer	Été
FALL	Fall	Automne
WINTER	Winter	Hiver

#### Note

In France, the English terms for "Hot Iron" and "Hot Metal Blue" are used.

### B.2.2 German

**Table B.2.2-1. German Standard Color Palette Description Values**

Content Label (0070,0080)	English Value of Content Description (0070,0081)	German Value of Content Description (0070,0081)
HOT_IRON	Hot Iron	Heißes Eisen
PET	PET	PET
HOT_METAL_BLUE	Hot Metal Blue	Heißes Metallblau
PET_20_STEP	PET 20 Step	PET 20 Schritte
SPRING	Spring	Frühling
SUMMER	Summer	Sommer
FALL	Fall	Herbst
WINTER	Winter	Winter